



PROTOCOL

18th Europa Cup Skate Helena MINI 2025

January, 29th- 31st, 2025

Belgrade, Serbia

SKATE HELENA 2025 - CCBI

INTERMEDIATE NOVICE BOYS (1.7.2008 AND YOUNGER)

Pionir Ice Hall	30 JAN 2025	20:05	Free Skating
-----------------	-------------	-------	--------------

Size of Skating Arena:	30m*60m
Ice Conditions:	very good
Number of Entries:	2
Number of Participants:	2

Entry Withdrawn:

Free Skating		
Duration:	3:00 +/- 10 seconds	
Segment Factor:	1.00	
Program Component Factors:	Composition	2.00
	Presentation	2.00
	Skating Skills	2.00

SKATE HELENA 2025 - CCBI

PANEL OF JUDGES

INTERMEDIATE NOVICE BOYS (1.7.2008 AND YOUNGER)

Officials

Technical Controller	Ms. Eva SZILAGYI	HUN
Technical Specialist	Ms. Mila ZVICER	SRB
Technical Specialist	Ms. Sandra PAVICIC	CRO

Judges

Referee	Mr. Slobodan DELIC	SRB
Judge No. 1	Mr. Slobodan DELIC	SRB
Judge No. 2	Mr. Josip CEROVAC	CRO
Judge No. 3	Ms. Rengin GUNAYDIN	TUR
Judge No. 4	Ms. Krunoslava CUMIC	SRB

Data/Replay Operator

Data Operator	Ms. Melodi YARKIN	TUR
Replay Operator	Ms. Vojislava VASOVIC	SRB

SKATE HELENA 2025 - CCBI

RESULTS

INTERMEDIATE NOVICE BOYS (1.7.2008 AND YOUNGER)

Pl.	Name Club	Nation	Total Score	FS
1	Aleksandar HRISTOV Odesos	BUL	32.13	1
2	Kaan KARAHAN Bakirkoy Gencilk Sports club	TUR	23.22	2

Mr. Slobodan DELIC, SRB

Referee



Ms. Eva SZILAGYI, HUN

Technical Controller



Legend:

FS Free Skating

Pl. Place

SKATE HELENA 2025 - CCBI

JUDGES DETAILS PER SKATER

INTERMEDIATE NOVICE BOYS (1.7.2008 AND YOUNGER) FREE SKATING

Rank	Name	Nation	Starting Number	Total Segment Score	Total Element Score	Total Program Component Score (factored)	Total Deductions
1	Aleksandar HRISTOV	BUL	1	32.13	13.13	19.50	-0.50

#	Executed Elements	Info	Base Value	GOE	J1	J2	J3	J4	J5	J6	J7	J8	J9	Ref.	Scores of Panel	
1	2F+1A+SEQ		2.90	0.09	2	0	0	0							2.99	
2	1Lz		0.60	-0.09	-2	-1	-2	-1							0.51	
3	2Lo		1.70	0.04	0	1	0	0							1.74	
4	2Lz<+2T<	< <	2.72	-0.76	-5	-4	-4	-5							1.96	
5	CSSp1		1.90	-0.14	-2	0	-1	0							1.76	
6	2S		1.30	-0.20	-2	-1	-2	-1							1.10	
7	CCoSp2		2.50	-0.63	-2	-3	-3	-2							1.87	
8	StSqB		1.50	-0.30	-2	-2	-2	-2							1.20	
			15.12												13.13	
Program Components				Factor												
Composition				2.00	3.25	3.50	3.25	3.00							3.25	
Presentation				2.00	3.75	3.25	3.25	3.00							3.31	
Skating Skills				2.00	3.25	3.25	3.00	3.25							3.19	
Judges Total Program Component Score (factored)														19.50		
Deductions:			Falls	-0.50	(1)											-0.50

Rank	Name	Nation	Starting Number	Total Segment Score	Total Element Score	Total Program Component Score (factored)	Total Deductions
2	Kaan KARAHAN	TUR	2	23.22	6.84	16.38	0.00

#	Executed Elements	Info	Base Value	GOE	J1	J2	J3	J4	J5	J6	J7	J8	J9	Ref.	Scores of Panel	
1	2Lo<<	<<	0.50	-0.24	-5	-5	-5	-4							0.26	
2	2S<+1T	<	1.44	-0.36	-5	-3	-3	-3							1.08	
3	2S<	<	1.04	-0.29	-4	-2	-2	-3							0.75	
4	1A		1.10	-0.14	-2	-1	-1	-1							0.96	
5	StSqB		1.50	-0.23	0	-2	-2	-2							1.27	
6	CCoSp		0.00	0.00	-	-	-	-							0.00	
7	1F+1Lo		1.00	-0.04	-2	0	0	-1							0.96	
8	SSp2		1.60	-0.04	0	-1	-1	1							1.56	
9			0.00	0.00	-	-	-	-							0.00	
			8.18												6.84	
Program Components				Factor												
Composition				2.00	3.50	2.50	2.50	2.50							2.75	
Presentation				2.00	4.00	2.25	2.75	2.25							2.81	
Skating Skills				2.00	3.00	2.50	2.50	2.50							2.63	
Judges Total Program Component Score (factored)														16.38		
Deductions:																0.00

Legend:							
#	Sequence number	GOE	Grade of Execution	Jx	Judges (x=1-9)	Ref.	Referee
<	Under-rotated jump	<<	Downgraded jump				

SKATE HELENA 2025 - CCBI

INTERMEDIATE NOVICE GIRLS (1.7.2008 AND YOUNGER)

Pionir Ice Hall	30 JAN 2025	16:38	Free Skating
-----------------	-------------	-------	--------------

Size of Skating Arena:	30m*60m
Ice Conditions:	very good
Number of Entries:	30
Number of Participants:	30

Entry Withdrawn:

Free Skating		
Duration:	3:00 +/- 10 seconds	
Segment Factor:	1.00	
Program Component Factors:	Composition	1.70
	Presentation	1.70
	Skating Skills	1.70

SKATE HELENA 2025 - CCBI

PANEL OF JUDGES

INTERMEDIATE NOVICE GIRLS (1.7.2008 AND YOUNGER)

Officials

Technical Controller	Ms. Eva SZILAGYI	HUN
Technical Specialist	Ms. Sandra PAVICIC	CRO
Technical Specialist	Ms. Mila ZVICER	SRB

Judges

Referee	Mr. Slobodan DELIC	SRB
Judge No. 1	Mr. Slobodan DELIC	SRB
Judge No. 2	Mr. Josip CEROVAC	CRO
Judge No. 3	Ms. Rengin GUNAYDIN	TUR
Judge No. 4	Ms. Krunoslava CUMIC	SRB

Data/Replay Operator

Data Operator	Ms. Melodi YARKIN	TUR
Replay Operator	Ms. Vojislava VASOVIC	SRB

SKATE HELENA 2025 - CCBI**RESULTS****INTERMEDIATE NOVICE GIRLS (1.7.2008 AND YOUNGER)**

Pl.	Name Club	Nation	Total Score	FS
1	Alisa AVERYANOVA Emirates Skating Club	UAE	42.83	1
2	Marina MAKARENKO Emirates Skating Club	UAE	41.67	2
3	Zsofia SZOLNOKI PSE - Pavuk SC	HUN	39.92	3
4	Iva ANDREEVA SC Elite	BUL	38.66	4
5	Lija KROSELJ DKK Stanko Bloudek Ljubljana	SLO	38.33	5
6	Carla Maria VLAD Asociatia Clubul Sportiv EduSport	ROU	37.63	6
7	Pia CIZMEK KKK Medvescak Zagreb	CRO	36.69	7
8	Hanna BRATH Jegmadar	HUN	36.52	8
9	Lilla krisztina KOVACS PSE - Pavuk SC	HUN	36.28	9
10	Tia TELEBAK BOLTA DKK Stanko Bloudek Ljubljana	SLO	35.99	10
11	Fanni HESZ Jegmadar	HUN	35.65	11
12	Taja BEDNJICKI DKK Stanko Bloudek Ljubljana	SLO	34.82	12
13	Petra PALLAGI Ferencvarosi Torna Club	HUN	34.77	13
14	Gabriela FILIPOVA SC Elite	BUL	34.14	14
15	Enja SIVIC DK Jesenice	SLO	33.75	15
16	Darina DEMIROVA Skate Club Denkova Staviski	BUL	32.98	16
17	Ziva AUPIC DK Jesenice	SLO	32.93	17
18	Nika SAJKO KK Leda Zagreb	CRO	32.26	18
19	Margherita MATTEOTTI Aosta Skating Club 2000	ITA	32.15	19
20	Kseniia KRAVTSOVA Emirates Skating Club	UAE	31.54	20
21	Alisa CHERKEZOVA SC Elite	BUL	30.48	21
22	Nadja Lorena COLONESCU Clubul Sportiv Municipal Corona Brasov	ROU	29.12	22
23	Ilkim Cagla AKTAS Istanbul Buz Yildizlari Sports Club	TUR	28.26	23
24	Sevval BEGUM GUL Bakirkoy Genclik Sports club	TUR	27.11	24
25	Emma RUSEVA Skate Club Denkova Staviski	BUL	20.94	25
26	Tamara GRAHOVAC Klizacki klub Zibel	CRO	19.18	26

SKATE HELENA 2025 - CCBI

RESULTS

INTERMEDIATE NOVICE GIRLS (1.7.2008 AND YOUNGER)

Withdrawn

Nia UZUN	BUL	WD
SC Elite		
Beatriz JURATOVAC	CRO	WD
KKK Medvescak Zagreb		
Benedetta CHUC	ITA	WD
Aosta Skating Club 2000		
Zeynep KARABAL	TUR	WD
Altin Patienciler Sport Kulubu		

Mr. Slobodan DELIC, SRB

Referee



Ms. Eva SZILAGYI, HUN

Technical Controller



Legend:

FS Free Skating WD Withdrawn Pl. Place

SKATE HELENA 2025 - CCBI

JUDGES DETAILS PER SKATER

INTERMEDIATE NOVICE GIRLS (1.7.2008 AND YOUNGER) FREE SKATING

Rank	Name	Nation	Starting Number	Total Segment Score	Total Element Score	Total Program Component Score (factored)	Total Deductions
1	Alisa AVERYANOVA	UAE	23	42.83	18.91	23.92	0.00

#	Executed Elements	Info	Base Value	GOE	J1	J2	J3	J4	J5	J6	J7	J8	J9	Ref.	Scores of Panel
1	2S		1.30	0.13	2	1	1	0							1.43
2	2A<<	F <<	1.10	-0.55	-5	-5	-5	-5							0.55
3	2Lzq+2Lo	q	3.80	-0.42	-2	-2	-2	-2							3.38
4	FSSp2		2.30	0.00	-1	0	0	1							2.30
5	2Lz+2T		3.40	0.00	0	0	1	-1							3.40
6	StSq2		2.60	0.46	2	2	2	1							3.06
7	2F!	!	1.80	-0.14	0	-1	-1	-1							1.66
8	CCoSp2		2.50	0.63	3	3	3	1							3.13
			18.80												18.91
Program Components				Factor											
Composition				1.70	4.75	4.75	4.75	4.50					4.69		
Presentation				1.70	5.25	5.00	5.00	4.50					4.94		
Skating Skills				1.70	4.50	4.25	4.75	4.25					4.44		
Judges Total Program Component Score (factored)													23.92		

Deductions:

0.00

Rank	Name	Nation	Starting Number	Total Segment Score	Total Element Score	Total Program Component Score (factored)	Total Deductions
2	Marina MAKARENKO	UAE	22	41.67	18.50	23.17	0.00

#	Executed Elements	Info	Base Value	GOE	J1	J2	J3	J4	J5	J6	J7	J8	J9	Ref.	Scores of Panel
1	2A<	F <	2.64	-1.32	-5	-5	-5	-5							1.32
2	2F!+2Lo	!	3.50	-0.18	-1	-1	-1	-1							3.32
3	2F!+2T	!	3.10	-0.18	-1	-1	-1	-1							2.92
4	CCoSp2V		1.88	0.24	1	1	2	1							2.12
5	2S		1.30	0.10	0	1	2	0							1.40
6	2Lz		2.10	0.11	1	0	1	0							2.21
7	LSp2		1.90	0.38	3	2	2	1							2.28
8	StSq2		2.60	0.33	2	1	1	1							2.93
			19.02												18.50
Program Components				Factor											
Composition				1.70	4.75	4.75	4.50	4.50					4.63		
Presentation				1.70	5.00	4.50	4.25	4.25					4.50		
Skating Skills				1.70	4.25	4.50	4.75	4.50					4.50		
Judges Total Program Component Score (factored)													23.17		

Deductions:

0.00

SKATE HELENA 2025 - CCBI

JUDGES DETAILS PER SKATER

INTERMEDIATE NOVICE GIRLS (1.7.2008 AND YOUNGER) FREE SKATING

Rank	Name	Nation	Starting Number	Total Segment Score	Total Element Score	Total Program Component Score (factored)	Total Deductions
3	Zsafia SZOLNOKI	HUN	4	39.92	19.20	20.72	0.00

#	Executed Elements	Info	Base Value	GOE	J1	J2	J3	J4	J5	J6	J7	J8	J9	Ref.	Scores of Panel
1	2A<	<	2.64	-0.53	-1	-3	-2	-2							2.11
2	2Lz+2T		3.40	0.00	0	0	0	0							3.40
3	2F+2Lo		3.50	-0.05	-1	0	0	0							3.45
4	CCoSp2		2.50	-0.38	-1	-2	-1	-2							2.12
5	2S		1.30	0.03	1	0	0	0							1.33
6	2F		1.80	0.18	1	1	1	1							1.98
7	StSq2		2.60	0.26	2	1	1	0							2.86
8	LSp2		1.90	0.05	2	-1	-1	1							1.95
			19.64												19.20
Program Components				Factor											
Composition				1.70	4.50	4.00	4.00	3.75					4.06		
Presentation				1.70	4.25	4.25	4.25	3.75					4.13		
Skating Skills				1.70	4.00	4.25	3.75	4.00					4.00		
Judges Total Program Component Score (factored)													20.72		

Deductions:

0.00

Rank	Name	Nation	Starting Number	Total Segment Score	Total Element Score	Total Program Component Score (factored)	Total Deductions
4	Iva ANDREEVA	BUL	29	38.66	18.26	20.40	0.00

#	Executed Elements	Info	Base Value	GOE	J1	J2	J3	J4	J5	J6	J7	J8	J9	Ref.	Scores of Panel
1	2F		1.80	0.05	1	0	0	0							1.85
2	2Lz+2T<	<	3.14	-0.47	-3	-2	-2	-2							2.67
3	CSSp2		2.30	0.17	1	1	0	1							2.47
4	StSq2		2.60	0.26	2	1	1	0							2.86
5	1A+2Loq	q	2.80	-0.34	-2	-2	-2	-2							2.46
6	2Lzq	q	2.10	-0.42	-3	-1	-2	-2							1.68
7	2S		1.30	0.03	0	0	1	0							1.33
8	CCoSp2		2.50	0.44	2	2	2	1							2.94
9			0.00	0.00	-	-	-	-							0.00
			18.54												18.26
Program Components				Factor											
Composition				1.70	4.25	4.25	4.00	3.75					4.06		
Presentation				1.70	4.00	4.50	4.25	3.50					4.06		
Skating Skills				1.70	4.00	4.00	4.00	3.50					3.88		
Judges Total Program Component Score (factored)													20.40		

Deductions:

0.00

SKATE HELENA 2025 - CCBI

JUDGES DETAILS PER SKATER

INTERMEDIATE NOVICE GIRLS (1.7.2008 AND YOUNGER) FREE SKATING

Rank	Name	Nation	Starting Number	Total Segment Score	Total Element Score	Total Program Component Score (factored)	Total Deductions
5	Lija KROSELJ	SLO	16	38.33	17.49	20.84	0.00

#	Executed Elements	Info	Base Value	GOE	J1	J2	J3	J4	J5	J6	J7	J8	J9	Ref.	Scores of Panel
1	2Lz+2Lo<	<	3.46	-0.74	-3	-5	-2	-4							2.72
2	2A<	<	2.64	-0.66	-2	-3	-3	-2							1.98
3	2Lz+2T		3.40	0.11	1	0	1	0							3.51
4	FCSp2		2.30	0.12	2	1	0	-1							2.42
5	2F!	!	1.80	-0.09	0	-1	0	-1							1.71
6	StSq1	F	1.80	-0.77	-4	-4	-4	-5							1.03
7	2S		1.30	0.07	1	0	1	0							1.37
8	CCoSp2		2.50	0.25	1	1	1	1							2.75
			19.20												17.49
Program Components				Factor											
Composition				1.70	4.00	4.25	4.25	3.50					4.00		
Presentation				1.70	4.25	4.50	4.25	3.50					4.13		
Skating Skills				1.70	4.00	4.25	4.50	3.75					4.13		
Judges Total Program Component Score (factored)													20.84		

Deductions: 0.00

Rank	Name	Nation	Starting Number	Total Segment Score	Total Element Score	Total Program Component Score (factored)	Total Deductions
6	Carla Maria VLAD	ROU	21	37.63	16.81	20.82	0.00

#	Executed Elements	Info	Base Value	GOE	J1	J2	J3	J4	J5	J6	J7	J8	J9	Ref.	Scores of Panel
1	2Lz+2T<	<	3.14	-0.47	-2	-2	-2	-3							2.67
2	2F!	!	1.80	-0.14	0	-1	-1	-1							1.66
3	2Lz+1A+SEQ		3.20	0.16	1	1	1	0							3.36
4	CCoSp2		2.50	0.44	2	2	2	1							2.94
5	2Loq	q	1.70	-0.34	-2	-2	-2	-2							1.36
6	StSqB		1.50	0.15	2	0	1	1							1.65
7	2S		1.30	0.03	1	0	0	0							1.33
8	SSp2		1.60	0.24	2	1	1	2							1.84
			16.74												16.81
Program Components				Factor											
Composition				1.70	4.50	4.25	4.00	3.75					4.13		
Presentation				1.70	4.50	4.00	4.25	3.50					4.06		
Skating Skills				1.70	4.25	4.00	4.25	3.75					4.06		
Judges Total Program Component Score (factored)													20.82		

Deductions: 0.00

SKATE HELENA 2025 - CCBI

JUDGES DETAILS PER SKATER

INTERMEDIATE NOVICE GIRLS (1.7.2008 AND YOUNGER) FREE SKATING

Rank	Name	Nation	Starting Number	Total Segment Score	Total Element Score	Total Program Component Score (factored)	Total Deductions
7	Pia CIZMEK	CRO	19	36.69	18.17	19.02	-0.50

#	Executed Elements	Info	Base Value	GOE	J1	J2	J3	J4	J5	J6	J7	J8	J9	Ref.	Scores of Panel
1	2F+2T		3.10	0.18	1	1	1	1							3.28
2	1A		1.10	0.06	1	0	1	0							1.16
3	CCoSp2		2.50	-0.13	1	-1	0	-2							2.37
4	2Lz+2Lo		3.80	0.05	0	1	0	0							3.85
5	2S		1.30	0.00	0	0	0	0							1.30
6	CSSp2		2.30	0.12	1	1	0	0							2.42
7	2Lz		2.10	-0.11	-1	0	0	-1							1.99
8	StSq1		1.80	0.00	1	0	0	-1							1.80
			18.00												18.17
Program Components				Factor											
Composition				1.70	4.25	4.25	3.50	3.25					3.81		
Presentation				1.70	4.00	3.75	3.75	3.25					3.69		
Skating Skills				1.70	4.00	3.75	3.50	3.50					3.69		
Judges Total Program Component Score (factored)														19.02	
Deductions:			Time violation	-0.50											-0.50

Rank	Name	Nation	Starting Number	Total Segment Score	Total Element Score	Total Program Component Score (factored)	Total Deductions
8	Hanna BRATH	HUN	1	36.52	17.17	19.35	0.00

#	Executed Elements	Info	Base Value	GOE	J1	J2	J3	J4	J5	J6	J7	J8	J9	Ref.	Scores of Panel	
1	2Lz+2A<+SEQ	F <	4.74	-1.32	-5	-5	-5	-5							3.42	
2	CCoSp2		2.50	-0.38	-1	-1	-1	-3							2.12	
3	2A<	<	2.64	-0.60	-3	-2	-2	-2							2.04	
4	2Lo		1.70	0.00	0	0	0	0							1.70	
5	2F!+2T	!	3.10	-0.27	-1	-1	-2	-2							2.83	
6	StSqB		1.50	-0.30	-2	-2	-2	-2							1.20	
7	2S		1.30	-0.03	0	0	0	-1							1.27	
8	CSSp2		2.30	0.29	2	2	0	1							2.59	
			19.78												17.17	
Program Components				Factor												
Composition				1.70	3.75	4.50	3.75	3.25					3.81			
Presentation				1.70	4.00	4.25	3.50	3.00					3.69			
Skating Skills				1.70	3.75	4.25	4.00	3.50					3.88			
Judges Total Program Component Score (factored)														19.35		
Deductions:																0.00

SKATE HELENA 2025 - CCBI

JUDGES DETAILS PER SKATER

INTERMEDIATE NOVICE GIRLS (1.7.2008 AND YOUNGER) FREE SKATING

Rank	Name	Nation	Starting Number	Total Segment Score	Total Element Score	Total Program Component Score (factored)	Total Deductions
9	Lilla krisztina KOVACS	HUN	11	36.28	17.68	18.60	0.00

#	Executed Elements	Info	Base Value	GOE	J1	J2	J3	J4	J5	J6	J7	J8	J9	Ref.	Scores of Panel
1	2A	F	3.30	-1.65	-5	-5	-5	-5							1.65
2	2F!+2T	!	3.10	-0.27	-2	-1	-1	-2							2.83
3	CCoSp2		2.50	0.00	-1	0	0	1							2.50
4	2Lz+2Lo		3.80	-0.05	-1	0	0	0							3.75
5	2S		1.30	0.07	0	1	0	1							1.37
6	StSq1		1.80	-0.18	-1	-2	0	-1							1.62
7	2F		1.80	0.09	1	1	0	0							1.89
8	CSSp2		2.30	-0.23	-1	-1	-2	0							2.07
			19.90												17.68
Program Components				Factor											
	Composition			1.70	4.00	3.75	3.50	3.50							3.69
	Presentation			1.70	3.75	3.75	3.25	3.25							3.50
	Skating Skills			1.70	3.75	3.50	3.75	4.00							3.75
Judges Total Program Component Score (factored)															18.60

Deductions:

0.00

Rank	Name	Nation	Starting Number	Total Segment Score	Total Element Score	Total Program Component Score (factored)	Total Deductions
10	Tia TELEBAK BOLTA	SLO	15	35.99	16.55	19.44	0.00

#	Executed Elements	Info	Base Value	GOE	J1	J2	J3	J4	J5	J6	J7	J8	J9	Ref.	Scores of Panel
1	2Lo		1.70	0.17	2	1	1	0							1.87
2	2Lz+1A+SEQ		3.20	0.00	0	0	0	0							3.20
3	2S		1.30	0.00	0	0	0	0							1.30
4	2Lz<+2T<	< <	2.72	-0.76	-5	-4	-4	-5							1.96
5	2Fq	q	1.80	-0.36	-2	-2	-2	-2							1.44
6	CCoSp2		2.50	-0.19	1	-1	-1	-2							2.31
7	StSq1		1.80	0.14	1	1	1	0							1.94
8	CSSp2		2.30	0.23	0	1	1	2							2.53
			17.32												16.55
Program Components				Factor											
	Composition			1.70	3.50	4.25	4.25	3.25							3.81
	Presentation			1.70	3.75	4.50	4.00	3.00							3.81
	Skating Skills			1.70	3.50	4.00	4.25	3.50							3.81
Judges Total Program Component Score (factored)															19.44

Deductions:

0.00

SKATE HELENA 2025 - CCBI

JUDGES DETAILS PER SKATER

INTERMEDIATE NOVICE GIRLS (1.7.2008 AND YOUNGER) FREE SKATING

Rank	Name	Nation	Starting Number	Total Segment Score	Total Element Score	Total Program Component Score (factored)	Total Deductions
11	Fanni HESZ	HUN	7	35.65	15.65	20.00	0.00

#	Executed Elements	Info	Base Value	GOE	J1	J2	J3	J4	J5	J6	J7	J8	J9	Ref.	Scores of Panel
1	1A		1.10	0.06	1	0	1	0							1.16
2	CCoSp1		2.00	0.30	2	1	1	2							2.30
3	2Lz		2.10	-0.53	-4	-2	-2	-2							1.57
4	2Lz	F	2.10	-1.05	-5	-5	-5	-5							1.05
5	2F+2T		3.10	0.00	0	0	0	0							3.10
6	StSqB		1.50	0.08	1	0	0	1							1.58
7	2S+2Lo		3.00	0.04	0	1	0	0							3.04
8	CSSp1		1.90	-0.05	0	0	-1	0							1.85
			16.80												15.65
Program Components				Factor											
Composition				1.70	4.25	4.00	3.50	3.75				3.88			
Presentation				1.70	4.50	4.25	4.00	3.75				4.13			
Skating Skills				1.70	4.00	4.00	3.50	3.50				3.75			
Judges Total Program Component Score (factored)												20.00			

Deductions: 0.00

Rank	Name	Nation	Starting Number	Total Segment Score	Total Element Score	Total Program Component Score (factored)	Total Deductions
12	Taja BEDNJICKI	SLO	14	34.82	16.11	18.71	0.00

#	Executed Elements	Info	Base Value	GOE	J1	J2	J3	J4	J5	J6	J7	J8	J9	Ref.	Scores of Panel
1	2A<	<	2.64	-1.32	-5	-5	-5	-5							1.32
2	2Lz		2.10	-0.79	-5	-3	-4	-3							1.31
3	2F+1A+SEQ		2.90	-0.05	-1	0	0	0							2.85
4	2Fq+2T<<	q <<	2.20	-0.90	-5	-5	-5	-5							1.30
5	2Lo		1.70	0.00	1	1	0	-2							1.70
6	CSSp2		2.30	0.17	2	2	0	-1							2.47
7	StSq2		2.60	0.00	1	1	0	-2							2.60
8	CCoSp2		2.50	0.06	0	0	1	0							2.56
			18.94												16.11
Program Components				Factor											
Composition				1.70	3.50	4.00	4.00	3.25				3.69			
Presentation				1.70	4.25	3.50	3.75	3.00				3.63			
Skating Skills				1.70	3.50	3.50	4.25	3.50				3.69			
Judges Total Program Component Score (factored)												18.71			

Deductions: 0.00

SKATE HELENA 2025 - CCBI

JUDGES DETAILS PER SKATER

INTERMEDIATE NOVICE GIRLS (1.7.2008 AND YOUNGER) FREE SKATING

Rank	Name	Nation	Starting Number	Total Segment Score	Total Element Score	Total Program Component Score (factored)	Total Deductions
13	Petra PALLAGI	HUN	24	34.77	15.31	19.46	0.00

#	Executed Elements	Info	Base Value	GOE	J1	J2	J3	J4	J5	J6	J7	J8	J9	Ref.	Scores of Panel
1	2A<<	F <<	1.10	-0.55	-5	-5	-5	-5							0.55
2	2Lz+2T		3.40	-0.11	-1	0	0	-1							3.29
3	2Fq+2Lo<	q <	3.16	-0.77	-5	-4	-4	-4							2.39
4	FCSp2		2.30	-0.23	1	-2	-1	-2							2.07
5	2S		1.30	0.00	0	0	0	0							1.30
6	StSq1		1.80	0.14	1	1	0	1							1.94
7	2Lz		2.10	-0.21	-2	-1	0	-1							1.89
8	CCoSp2V		1.88	0.00	1	-2	1	0							1.88
			17.04												15.31
Program Components				Factor											
Composition				1.70	4.00	3.75	4.00	3.75					3.88		
Presentation				1.70	4.25	3.75	3.75	3.50					3.81		
Skating Skills				1.70	4.00	3.50	3.75	3.75					3.75		
Judges Total Program Component Score (factored)														19.46	

Deductions:

0.00

Rank	Name	Nation	Starting Number	Total Segment Score	Total Element Score	Total Program Component Score (factored)	Total Deductions
14	Gabriela FILIPOVA	BUL	12	34.14	15.95	18.19	0.00

#	Executed Elements	Info	Base Value	GOE	J1	J2	J3	J4	J5	J6	J7	J8	J9	Ref.	Scores of Panel
1	2Lz+2Tq	q	3.40	-0.58	-2	-3	-3	-3							2.82
2	1A+2Lo		2.80	0.04	1	0	0	0							2.84
3	CSSp2		2.30	0.17	1	1	0	1							2.47
4	2Lz<	F <	1.68	-0.84	-5	-5	-5	-5							0.84
5	2F		1.80	0.00	-1	0	0	1							1.80
6	StSqB		1.50	-0.15	0	-2	-1	-1							1.35
7	2S		1.30	0.03	0	1	0	0							1.33
8	CCoSp2		2.50	0.00	1	-1	-1	1							2.50
			17.28												15.95
Program Components				Factor											
Composition				1.70	4.25	3.50	3.50	3.25					3.63		
Presentation				1.70	4.00	3.25	3.50	2.75					3.38		
Skating Skills				1.70	4.00	3.50	3.75	3.50					3.69		
Judges Total Program Component Score (factored)														18.19	

Deductions:

0.00

SKATE HELENA 2025 - CCBI

JUDGES DETAILS PER SKATER

INTERMEDIATE NOVICE GIRLS (1.7.2008 AND YOUNGER) FREE SKATING

Rank	Name	Nation	Starting Number	Total Segment Score	Total Element Score	Total Program Component Score (factored)	Total Deductions
15	Enja SIVIC	SLO	25	33.75	15.78	17.97	0.00

#	Executed Elements	Info	Base Value	GOE	J1	J2	J3	J4	J5	J6	J7	J8	J9	Ref.	Scores of Panel
1	2Lo		1.70	0.09	1	1	0	0							1.79
2	2Lze+1A+SEQ	e	2.78	-0.46	-3	-3	-2	-3							2.32
3	2F+2T<	<	2.84	-0.50	-3	-2	-2	-4							2.34
4	2S		1.30	0.00	0	0	0	0							1.30
5	CCoSp2V		1.88	-0.14	-1	-1	-1	0							1.74
6	CSSp2		2.30	0.35	1	2	2	1							2.65
7	StSq2		2.60	-0.26	-2	-1	-1	0							2.34
8	2Lze	e	1.68	-0.38	-2	-2	-2	-3							1.30
			17.08												15.78
Program Components				Factor											
Composition				1.70	3.50	3.75	3.75	3.25					3.56		
Presentation				1.70	3.50	3.50	3.50	3.00					3.38		
Skating Skills				1.70	3.75	3.75	3.50	3.50					3.63		
Judges Total Program Component Score (factored)												17.97			

Deductions: 0.00

Rank	Name	Nation	Starting Number	Total Segment Score	Total Element Score	Total Program Component Score (factored)	Total Deductions
16	Darina DEMIROVA	BUL	2	32.98	14.27	18.71	0.00

#	Executed Elements	Info	Base Value	GOE	J1	J2	J3	J4	J5	J6	J7	J8	J9	Ref.	Scores of Panel
1	2Lz+2Loq	q	3.80	-1.00	-5	-5	-5	-4							2.80
2	2S		1.30	0.00	0	0	0	0							1.30
3	CCoSp2V		1.88	-0.29	-2	-1	-1	-2							1.59
4	2Lz+1A+SEQ		3.20	0.05	0	0	1	0							3.25
5	2F!	!	1.80	-0.50	-2	-3	-3	-3							1.30
6	1A		1.10	0.00	0	0	0	0							1.10
7	CSSp1V		1.43	-0.04	1	0	-1	-1							1.39
8	StSqB		1.50	0.04	1	1	0	-1							1.54
			16.01												14.27
Program Components				Factor											
Composition				1.70	4.00	4.25	3.75	3.00					3.75		
Presentation				1.70	3.75	4.00	3.50	2.75					3.50		
Skating Skills				1.70	4.00	4.00	3.75	3.25					3.75		
Judges Total Program Component Score (factored)												18.71			

Deductions: 0.00

SKATE HELENA 2025 - CCBI

JUDGES DETAILS PER SKATER

INTERMEDIATE NOVICE GIRLS (1.7.2008 AND YOUNGER) FREE SKATING

Rank	Name	Nation	Starting Number	Total Segment Score	Total Element Score	Total Program Component Score (factored)	Total Deductions
17	Ziva AUPIC	SLO	5	32.93	15.82	17.11	0.00

#	Executed Elements	Info	Base Value	GOE	J1	J2	J3	J4	J5	J6	J7	J8	J9	Ref.	Scores of Panel
1	1A		1.10	0.00	0	0	0	0							1.10
2	2Lzq+2Lo	q	3.80	-0.42	-2	-2	-2	-2							3.38
3	2F+2T<	<	2.84	-0.50	-3	-2	-2	-4							2.34
4	2S		1.30	-0.07	-2	0	0	0							1.23
5	CSSp2		2.30	0.06	1	0	-1	1							2.36
6	2Lz		2.10	0.05	0	1	0	0							2.15
7	StSq1		1.80	-0.23	-2	-1	-1	-1							1.57
8	CCoSp2V		1.88	-0.19	-2	-1	-1	0							1.69
			17.12												15.82
Program Components				Factor											
Composition				1.70	3.25	3.75	3.50	3.50					3.50		
Presentation				1.70	3.25	3.50	3.25	3.00					3.25		
Skating Skills				1.70	3.00	3.50	3.25	3.50					3.31		
Judges Total Program Component Score (factored)												17.11			

Deductions:

0.00

Rank	Name	Nation	Starting Number	Total Segment Score	Total Element Score	Total Program Component Score (factored)	Total Deductions
18	Nika SAJKO	CRO	20	32.26	15.45	16.81	0.00

#	Executed Elements	Info	Base Value	GOE	J1	J2	J3	J4	J5	J6	J7	J8	J9	Ref.	Scores of Panel
1	2S+2T<	<	2.34	-0.62	-5	-4	-5	-5							1.72
2	2Lz!	!	2.10	-0.47	-3	-2	-2	-2							1.63
3	CCoSp1		2.00	-0.25	-1	-1	-1	-2							1.75
4	2F<	<	1.44	-0.33	-3	-2	-2	-2							1.11
5	StSq2		2.60	-0.07	0	-1	0	0							2.53
6	2Lo+1A+SEQ		2.80	0.04	1	0	0	0							2.84
7	2Lo		1.70	-0.30	-2	-2	-2	-1							1.40
8	CSSp2		2.30	0.17	1	1	0	1							2.47
			17.28												15.45
Program Components				Factor											
Composition				1.70	3.75	3.25	3.50	3.00					3.38		
Presentation				1.70	3.50	3.00	3.75	2.75					3.25		
Skating Skills				1.70	3.25	3.00	3.50	3.25					3.25		
Judges Total Program Component Score (factored)												16.81			

Deductions:

0.00

SKATE HELENA 2025 - CCBI

JUDGES DETAILS PER SKATER

INTERMEDIATE NOVICE GIRLS (1.7.2008 AND YOUNGER) FREE SKATING

Rank	Name	Nation	Starting Number	Total Segment Score	Total Element Score	Total Program Component Score (factored)	Total Deductions
19	Margherita MATTEOTTI	ITA	8	32.15	14.30	17.85	0.00

#	Executed Elements	Info	Base Value	GOE	J1	J2	J3	J4	J5	J6	J7	J8	J9	Ref.	Scores of Panel	
1	2F		1.80	-0.05	0	0	0	-1							1.75	
2	2Lze	e	1.68	-0.76	-4	-5	-4	-5							0.92	
3	1Lz+1A+SEQ		1.70	-0.17	-3	-1	-1	-1							1.53	
4	CCoSp2		2.50	0.19	2	1	0	0							2.69	
5	StSqB		1.50	-0.04	1	0	0	-2							1.46	
6	CCSp2		2.30	-0.17	1	-1	-1	-2							2.13	
7	2S+2T		2.60	-0.10	-2	0	0	-1							2.50	
8	2Lo		1.70	-0.38	-4	-1	-2	-2							1.32	
			15.78												14.30	
Program Components				Factor												
Composition				1.70	4.00	3.50	3.50	3.25					3.56			
Presentation				1.70	4.25	3.25	3.75	2.75					3.50			
Skating Skills				1.70	3.75	3.25	3.50	3.25					3.44			
Judges Total Program Component Score (factored)														17.85		

Deductions:															0.00
--------------------	--	--	--	--	--	--	--	--	--	--	--	--	--	--	-------------

Rank	Name	Nation	Starting Number	Total Segment Score	Total Element Score	Total Program Component Score (factored)	Total Deductions
20	Kseniia KRAVTSOVA	UAE	9	31.54	14.51	17.53	-0.50

#	Executed Elements	Info	Base Value	GOE	J1	J2	J3	J4	J5	J6	J7	J8	J9	Ref.	Scores of Panel	
1	2A<<	F <<	1.10	-0.55	-5	-5	-5	-5							0.55	
2	2S+2Lo		3.00	-0.09	-2	0	0	0							2.91	
3	2F+2Lo		3.50	-0.09	-2	0	0	0							3.41	
4	FSSp2		2.30	0.12	0	1	0	1							2.42	
5	StSq1		1.80	-0.23	-1	-1	-2	-1							1.57	
6	2Lz<<	F <<	0.60	-0.30	-5	-5	-5	-5							0.30	
7	2T		1.30	-0.26	-2	-2	-2	-2							1.04	
8	CCoSp2		2.50	-0.19	-2	-1	0	0							2.31	
			16.10												14.51	
Program Components				Factor												
Composition				1.70	3.75	3.75	3.25	3.25					3.50			
Presentation				1.70	3.75	3.50	3.00	3.00					3.31			
Skating Skills				1.70	3.50	3.50	3.75	3.25					3.50			
Judges Total Program Component Score (factored)														17.53		

Deductions:	Time violation	-0.50													-0.50
--------------------	----------------	-------	--	--	--	--	--	--	--	--	--	--	--	--	--------------

SKATE HELENA 2025 - CCBI

JUDGES DETAILS PER SKATER

INTERMEDIATE NOVICE GIRLS (1.7.2008 AND YOUNGER) FREE SKATING

Rank	Name	Nation	Starting Number	Total Segment Score	Total Element Score	Total Program Component Score (factored)	Total Deductions
21	Alisa CHERKEZOVA	BUL	28	30.48	13.15	17.33	0.00

#	Executed Elements	Info	Base Value	GOE	J1	J2	J3	J4	J5	J6	J7	J8	J9	Ref.	Scores of Panel
1	2Lz!+1T	!	2.50	-0.26	-1	-1	-2	-1							2.24
2	2A<<	F <<	1.10	-0.55	-5	-5	-5	-5							0.55
3	CCoSp2V		1.88	-0.52	-4	-3	-3	-1							1.36
4	2F		1.80	0.00	0	0	0	0							1.80
5	2F		1.80	-0.45	-3	-3	-2	-2							1.35
6	2S+2Lo<	<	2.66	-0.47	-4	-4	-2	-4							2.19
7	StSq2		2.60	0.07	1	0	0	0							2.67
8	CSSpBV		1.20	-0.21	-2	-2	-2	-1							0.99
			15.54												13.15
Program Components				Factor											
Composition				1.70	3.50	3.75	3.25	3.00						3.38	
Presentation				1.70	3.75	3.50	3.00	3.00						3.31	
Skating Skills				1.70	3.50	3.75	3.50	3.25						3.50	
Judges Total Program Component Score (factored)														17.33	

Deductions:

0.00

Rank	Name	Nation	Starting Number	Total Segment Score	Total Element Score	Total Program Component Score (factored)	Total Deductions
22	Nadja Lorena COLONESCU	ROU	13	29.12	12.85	16.27	0.00

#	Executed Elements	Info	Base Value	GOE	J1	J2	J3	J4	J5	J6	J7	J8	J9	Ref.	Scores of Panel
1	2Lo+1A+SEQ		2.80	0.00	1	0	-1	0							2.80
2	2Fq	q	1.80	-0.32	-2	-2	-2	-1							1.48
3	2Lz	F	2.10	-1.05	-5	-5	-5	-5							1.05
4	2S		1.30	-0.10	0	-1	-1	-1							1.20
5	CCoSp2		2.50	-0.25	1	-2	-2	-1							2.25
6	StSq1		1.80	-0.23	1	-2	-2	-2							1.57
7	2Lz<<	<<	0.60	-0.23	-4	-3	-3	-5							0.37
8	FCSp2		2.30	-0.17	1	-1	-1	-2							2.13
			15.20												12.85
Program Components				Factor											
Composition				1.70	3.75	3.25	3.00	2.75						3.19	
Presentation				1.70	4.25	3.00	3.25	2.50						3.25	
Skating Skills				1.70	3.50	3.00	3.00	3.00						3.13	
Judges Total Program Component Score (factored)														16.27	

Deductions:

0.00

SKATE HELENA 2025 - CCBI

JUDGES DETAILS PER SKATER

INTERMEDIATE NOVICE GIRLS (1.7.2008 AND YOUNGER) FREE SKATING

Rank	Name	Nation	Starting Number	Total Segment Score	Total Element Score	Total Program Component Score (factored)	Total Deductions
23	Ilkim Cagla AKTAS	TUR	3	28.26	11.99	16.27	0.00

#	Executed Elements	Info	Base Value	GOE	J1	J2	J3	J4	J5	J6	J7	J8	J9	Ref.	Scores of Panel
1	2Lz<	<	1.68	-0.50	-3	-3	-3	-3							1.18
2	2F!<<	!!<<	0.50	-0.23	-4	-5	-4	-5							0.27
3	2S+2Lo<	<	2.66	-0.31	-3	-2	-2	-2							2.35
4	2T+1A+SEQ		2.40	0.00	0	0	0	0							2.40
5	2Lz<<	<<	0.60	-0.21	-4	-3	-3	-4							0.39
6	StSqB		1.50	-0.19	-1	-1	-1	-2							1.31
7	CCSp2		2.30	-0.58	-4	-2	-2	-2							1.72
8	CCoSp2		2.50	-0.13	-1	0	-1	0							2.37
			14.14												11.99
Program Components				Factor											
Composition				1.70	3.25	3.25	3.25	2.75					3.13		
Presentation				1.70	3.50	3.50	3.50	2.50					3.25		
Skating Skills				1.70	3.75	3.25	3.00	2.75					3.19		
Judges Total Program Component Score (factored)														16.27	

Deductions:

0.00

Rank	Name	Nation	Starting Number	Total Segment Score	Total Element Score	Total Program Component Score (factored)	Total Deductions
24	Sevval BEGUM GUL	TUR	26	27.11	11.49	15.62	0.00

#	Executed Elements	Info	Base Value	GOE	J1	J2	J3	J4	J5	J6	J7	J8	J9	Ref.	Scores of Panel
1	2F!q+2Loq	!!q q	3.50	-0.90	-5	-5	-5	-5							2.60
2	2S		1.30	0.00	0	0	0	0							1.30
3	2Lz<+2T<<	< <<	2.08	-0.84	-5	-5	-5	-5							1.24
4	CCoSp1		2.00	0.00	-1	0	0	1							2.00
5	2F!<	!!<	1.44	-0.54	-5	-3	-3	-4							0.90
6	1A		1.10	-0.03	0	0	0	-1							1.07
7	StSqB		1.50	-0.23	-2	-2	-1	-1							1.27
8	CSSp1V		1.43	-0.32	-3	-2	-3	-1							1.11
			14.35												11.49
Program Components				Factor											
Composition				1.70	3.00	3.50	3.25	3.00					3.19		
Presentation				1.70	3.00	3.25	3.25	2.75					3.06		
Skating Skills				1.70	2.75	3.00	3.00	3.00					2.94		
Judges Total Program Component Score (factored)														15.62	

Deductions:

0.00

SKATE HELENA 2025 - CCBI

JUDGES DETAILS PER SKATER

INTERMEDIATE NOVICE GIRLS (1.7.2008 AND YOUNGER) FREE SKATING

Rank	Name	Nation	Starting Number	Total Segment Score	Total Element Score	Total Program Component Score (factored)	Total Deductions
25	Ema RUSEVA	BUL	30	20.94	7.85	13.09	0.00

#	Executed Elements	Info	Base Value	GOE	J1	J2	J3	J4	J5	J6	J7	J8	J9	Ref.	Scores of Panel
1	1A+1Lo		1.60	-0.22	-4	-2	0	-2							1.38
2	2F<<	F <<	0.50	-0.25	-5	-5	-5	-5							0.25
3	SSp1		1.30	0.03	1	0	0	0							1.33
4	StSq1		1.80	-0.45	-3	-3	-2	-2							1.35
5	2Lo+1A+SEQ		2.80	-0.55	-4	-3	-4	-2							2.25
6	2S		1.30	-0.26	-2	-3	-1	-2							1.04
7	FCCoSpBV*	*	0.00	0.00	-	-	-	-							0.00
8	2F<<	F <<	0.50	-0.25	-5	-5	-5	-5							0.25
			9.80												7.85
Program Components				Factor											
Composition				1.70	3.00	2.00	2.75	2.75							2.63
Presentation				1.70	3.00	1.75	3.25	2.50							2.63
Skating Skills				1.70	2.50	1.75	2.75	2.75							2.44
Judges Total Program Component Score (factored)														13.09	

Deductions:

0.00

Rank	Name	Nation	Starting Number	Total Segment Score	Total Element Score	Total Program Component Score (factored)	Total Deductions
26	Tamara GRAHOVAC	CRO	27	19.18	6.53	12.65	0.00

#	Executed Elements	Info	Base Value	GOE	J1	J2	J3	J4	J5	J6	J7	J8	J9	Ref.	Scores of Panel
1	2Lo<<	F <<	0.50	-0.25	-5	-5	-5	-5							0.25
2	1F		0.50	-0.01	-1	0	0	0							0.49
3	CSp1		1.40	-0.07	-2	0	0	0							1.33
4	2S<<	<<	0.40	-0.20	-5	-5	-5	-5							0.20
5	CCoSp		0.00	0.00	-	-	-	-							0.00
6	1A		1.10	0.00	0	0	0	0							1.10
7	StSqB		1.50	-0.26	0	-3	-2	-2							1.24
8	2S+2T<	<	2.34	-0.42	-4	-3	-2	-4							1.92
			7.74												6.53
Program Components				Factor											
Composition				1.70	3.00	2.00	2.50	2.50							2.50
Presentation				1.70	2.75	2.25	2.75	2.25							2.50
Skating Skills				1.70	2.50	2.00	2.50	2.75							2.44
Judges Total Program Component Score (factored)														12.65	

Deductions:

0.00

Legend:

#	Sequence number	GOE	Grade of Execution	Jx	Judges (x=1-9)	Ref.	Referee
*	Invalid element	e	Wrong edge	<	Under-rotated jump	<<	Downgraded jump
!	Not clear edge	F	Fall	q	Jump landed on the quarter		

SKATE HELENA 2025 - CCBI

BASIC NOVICE I. BOYS (1.7.2010 - 30.06.2012)

Pionir Ice Hall	31 JAN 2025	16:54	Free Skating
-----------------	-------------	-------	--------------

Size of Skating Arena:	30m*60m
Ice Conditions:	very good
Number of Entries:	1
Number of Participants:	1

Entry Withdrawn:

Free Skating		
Duration:	2:30 +/- 10 seconds	
Segment Factor:	1.00	
Program Component Factors:	Composition	1.67
	Presentation	1.67
	Skating Skills	1.67

SKATE HELENA 2025 - CCBI

PANEL OF JUDGES

BASIC NOVICE I. BOYS (1.7.2010 - 30.06.2012)

Officials

Technical Controller	Mr. Matjaz KRUSEC	SLO
Technical Specialist	Ms. Albeno ALADJOVA	BUL
Technical Specialist	Ms. Ksenija JASTSENJSKI SIMIC	SRB

Judges

Referee	Mr. Slobodan DELIC	SRB
Judge No. 1	Mr. Slobodan DELIC	SRB
Judge No. 2	Ms. Sanda DUBRAVCIC SIMUNJAK	CRO
Judge No. 3	Ms. Natasa DJOKOVIC	SRB
Judge No. 4	Ms. Nadejda HODJEVA	BUL
Judge No. 5	Mr. Josip CEROVAC	CRO

Data/Replay Operator

Data Operator	Ms. Melodi YARKIN	TUR
Replay Operator	Ms. Vojislava VASOVIC	SRB

SKATE HELENA 2025 - CCBI

RESULTS

BASIC NOVICE I. BOYS (1.7.2010 - 30.06.2012)

Pl.	Name Club	Nation	Total Score	FS
1	Pavel SERGEEV Skating Club Olimpik	SRB	24.14	1

Mr. Slobodan DELIC, SRB

Referee

Mr. Matjaz KRUSEC, SLO

Technical Controller

Legend:

FS Free Skating

Pl. Place

SKATE HELENA 2025 - CCBI

JUDGES DETAILS PER SKATER

BASIC NOVICE I. BOYS (1.7.2010 - 30.06.2012) FREE SKATING

Rank	Name	Nation	Starting Number	Total Segment Score	Total Element Score	Total Program Component Score (factored)				Total Deductions						
1	Pavel SERGEEV	SRB	1	24.14	11.46	12.68				0.00						
#	Executed Elements	Info	Base Value	GOE	J1	J2	J3	J4	J5	J6	J7	J8	J9	Ref.	Scores of Panel	
1	1A+2Lo<	<	2.46	-0.36	-3	-3	-3	-2	-2						2.10	
2	2F<	<	1.44	-0.58	-4	-4	-3	-4	-4						0.86	
3	2Lz!q	! q	2.10	-0.77	-4	-4	-3	-3	-4						1.33	
4	SSpB		1.10	0.00	0	-1	0	0	0						1.10	
5	StSqB		1.50	-0.30	-2	-2	-2	-2	-2						1.20	
6	2S+1A+SEQ		2.40	0.00	0	0	0	0	0						2.40	
7	CCoSp1		2.00	-0.33	-1	-2	-1	-2	-2						1.67	
8	2S<	<	1.04	-0.24	-3	-3	-2	-2	-2						0.80	
			14.04												11.46	
Program Components				Factor												
Composition				1.67	3.00	2.75	2.50	2.50	2.75							2.67
Presentation				1.67	2.50	2.25	2.25	2.50	2.50							2.42
Skating Skills				1.67	2.75	2.50	2.50	2.50	2.50							2.50
Judges Total Program Component Score (factored)														12.68		
Deductions:														0.00		

Legend:							
#	Sequence number	GOE	Grade of Execution	Jx	Judges (x=1-9)	Ref.	Referee
<	Under-rotated jump	!	Not clear edge	q	Jump landed on the quarter		

SKATE HELENA 2025 - CCBI

BASIC NOVICE I. GIRLS (1.7.2010 - 30.06.2012)

Pionir Ice Hall	31 JAN 2025	14:23	Free Skating
-----------------	-------------	-------	--------------

Size of Skating Arena:	30m*60m
Ice Conditions:	very good
Number of Entries:	25
Number of Participants:	25

Entry Withdrawn:

Free Skating		
Duration:	2:30 +/- 10 seconds	
Segment Factor:	1.00	
Program Component Factors:	Composition	1.67
	Presentation	1.67
	Skating Skills	1.67

SKATE HELENA 2025 - CCBI

PANEL OF JUDGES

BASIC NOVICE I. GIRLS (1.7.2010 - 30.06.2012)

Officials

Technical Controller	Mr. Matjaz KRUSEC	SLO
Technical Specialist	Ms. Albeno ALADJOVA	BUL
Technical Specialist	Ms. Ksenija JASTSENJSKI SIMIC	SRB

Judges

Referee	Mr. Slobodan DELIC	SRB
Judge No. 1	Mr. Slobodan DELIC	SRB
Judge No. 2	Ms. Sanda DUBRAVCIC SIMUNJAK	CRO
Judge No. 3	Ms. Natasa DJOKOVIC	SRB
Judge No. 4	Ms. Nadejda HODJEVA	BUL
Judge No. 5	Mr. Josip CEROVAC	CRO

Data/Replay Operator

Data Operator	Ms. Melodi YARKIN	TUR
Replay Operator	Ms. Vojislava VASOVIC	SRB

SKATE HELENA 2025 - CCBI**RESULTS****BASIC NOVICE I. GIRLS (1.7.2010 - 30.06.2012)**

Pl.	Name Club	Nation	Total Score	FS
1	Hana OPERCKAL DK Jesenice	SLO	37.01	1
2	Kasja MINIC Drsalni klub Celje	SLO	36.17	2
3	Melissa YAVUZ Ibbsk	TUR	34.04	3
4	Djurdja NIKOLIC Skating Club Olimpik	SRB	34.00	4
5	Brina BELEC DKK Stanko Bloudek Ljubljana	SLO	32.53	5
6	Kira viktoria ANDRASIK Jegkorszak Sport Egyesulet	HUN	32.52	6
7	Mila ETEROVIC Skating Club Olimpik	SRB	31.35	7
8	Mia ENEVA SC Elite	BUL	31.34	8
9	Vivien SZENASI Jegkorszak Sport Egyesulet	HUN	31.23	9
10	Jelena TOMIC Skating Club Olimpik	SRB	30.86	10
11	Taisia CHELNOKOVA Skating Club Olimpik	SRB	30.48	11
12	Sonia MILIK A.C.S. De Hochei Pe Gheata KIRALYPINGVINEK Sfantu Gheorghe	ROU	28.92	12
13	Ema GRUM DKK Stanko Bloudek Ljubljana	SLO	28.77	13
14	Ada Era SERT Olympic 2023 Sports Club	TUR	28.34	14
15	Maria SOLOVEY Figure skating club Mladost Belgrade	SRB	26.14	15
16	Eva DOBRANIC Klizacki klub Zibel	CRO	25.00	16
17	Ariadna MOVCHAN Aosta Skating Club 2000	ITA	24.87	17
18	Tinkara POKLIC Drsalni klub Celje	SLO	23.38	18
19	Marina MANOLOVA Skate Club Denkova Staviski	BUL	22.27	19
20	Karla LJUBIC KK Leda Zagreb	CRO	21.32	20
21	Mila OMOVSEK Drsalni Klub Labod Bled	SLO	21.26	21
22	Natalia Panka SCHALL Jegmadar	HUN	20.60	22
23	Sara Maria IONESCU Asociatia Clubul Sportiv EduSport	ROU	15.90	23
Withdrawn	Atesalp ELA SU Gumus patenler	TUR		WD
	Ipek Ezgi OZOGLU Sanat SK	TUR		WD

SKATE HELENA 2025 - CCBI
RESULTS
BASIC NOVICE I. GIRLS (1.7.2010 - 30.06.2012)

Mr. Slobodan DELIC, SRB

Referee



Mr. Matjaz KRUSEC, SLO

Technical Controller



Legend:

FS	Free Skating	WD	Withdrawn	Pl.	Place
-----------	--------------	-----------	-----------	------------	-------

SKATE HELENA 2025 - CCBI

JUDGES DETAILS PER SKATER

BASIC NOVICE I. GIRLS (1.7.2010 - 30.06.2012) FREE SKATING

Rank	Name	Nation	Starting Number	Total Segment Score	Total Element Score	Total Program Component Score (factored)	Total Deductions
1	Hana OPERCKAL	SLO	15	37.01	17.40	19.61	0.00

#	Executed Elements	Info	Base Value	GOE	J1	J2	J3	J4	J5	J6	J7	J8	J9	Ref.	Scores of Panel
1	2F+2Lo		3.50	0.18	1	1	0	1	1						3.68
2	2A<<	<<	1.10	-0.40	-3	-4	-4	-3	-4						0.70
3	CCoSp2		2.50	0.25	1	1	1	1	0						2.75
4	StSq2		2.60	0.35	2	1	2	1	0						2.95
5	2Lz+2T		3.40	-0.21	-2	-1	-2	0	0						3.19
6	2S		1.30	0.00	0	0	0	0	1						1.30
7	2F		1.80	0.00	0	0	0	0	1						1.80
8	CSpB		1.10	-0.07	0	-1	-1	0	-1						1.03
			17.30												17.40
Program Components				Factor											
	Composition			1.67	4.00	3.75	3.75	4.00	3.75						3.83
	Presentation			1.67	4.25	4.25	3.75	4.00	4.00						4.08
	Skating Skills			1.67	3.75	4.00	4.00	3.75	3.75						3.83
Judges Total Program Component Score (factored)															19.61

Deductions:

0.00

Rank	Name	Nation	Starting Number	Total Segment Score	Total Element Score	Total Program Component Score (factored)	Total Deductions
2	Kasja MINIC	SLO	7	36.17	17.93	18.24	0.00

#	Executed Elements	Info	Base Value	GOE	J1	J2	J3	J4	J5	J6	J7	J8	J9	Ref.	Scores of Panel
1	2F+2Lo		3.50	0.12	-2	1	1	1	0						3.62
2	2A<	<	2.64	-1.23	-3	-4	-5	-5	-5						1.41
3	2Lz		2.10	0.00	0	0	0	0	0						2.10
4	CCoSp2		2.50	0.25	1	1	2	1	1						2.75
5	2F+2T		3.10	-0.18	-1	-1	-1	-1	-1						2.92
6	2S		1.30	0.00	-2	0	0	0	0						1.30
7	StSq2		2.60	0.09	0	0	1	1	0						2.69
8	CSpB		1.10	0.04	2	1	0	0	-1						1.14
			18.84												17.93
Program Components				Factor											
	Composition			1.67	3.75	3.50	3.75	3.75	3.50						3.67
	Presentation			1.67	3.75	3.25	3.50	3.75	3.75						3.67
	Skating Skills			1.67	3.50	3.75	3.75	3.50	3.50						3.58
Judges Total Program Component Score (factored)															18.24

Deductions:

0.00

SKATE HELENA 2025 - CCBI

JUDGES DETAILS PER SKATER

BASIC NOVICE I. GIRLS (1.7.2010 - 30.06.2012) FREE SKATING

Rank	Name	Nation	Starting Number	Total Segment Score	Total Element Score	Total Program Component Score (factored)	Total Deductions
3	Melissa YAVUZ	TUR	18	34.04	16.23	17.81	0.00

#	Executed Elements	Info	Base Value	GOE	J1	J2	J3	J4	J5	J6	J7	J8	J9	Ref.	Scores of Panel
1	2A<	<	2.64	-0.79	-3	-3	-3	-3	-4						1.85
2	2A<	<	2.64	-1.15	-3	-4	-4	-5	-5						1.49
3	LSpB		1.20	-0.08	-1	-2	0	0	-1						1.12
4	2Lz+2T		3.40	-0.21	0	-1	-1	-1	-1						3.19
5	2Flq+2Lo<	!!q <	3.16	-0.90	-5	-5	-5	-5	-5						2.26
6	2S		1.30	0.00	-1	0	0	0	0						1.30
7	StSq2		2.60	0.00	1	0	-1	0	0						2.60
8	CCoSp2		2.50	-0.08	1	1	-2	-1	-1						2.42
			19.44												16.23
Program Components				Factor											
	Composition			1.67	4.00	3.75	3.50	3.50	3.25						3.58
	Presentation			1.67	3.75	4.00	3.75	3.25	3.00						3.58
	Skating Skills			1.67	3.75	3.50	3.50	3.25	3.50						3.50
Judges Total Program Component Score (factored)															17.81

Deductions:

0.00

Rank	Name	Nation	Starting Number	Total Segment Score	Total Element Score	Total Program Component Score (factored)	Total Deductions
4	Djordja NIKOLIC	SRB	24	34.00	16.18	17.82	0.00

#	Executed Elements	Info	Base Value	GOE	J1	J2	J3	J4	J5	J6	J7	J8	J9	Ref.	Scores of Panel
1	2A<	<	2.64	-0.79	-3	-4	-2	-3	-3						1.85
2	2Lz+2T		3.40	0.00	1	0	0	0	0						3.40
3	2F		1.80	0.06	1	0	1	0	0						1.86
4	CCoSp2		2.50	0.00	1	0	0	0	0						2.50
5	2Lz		2.10	0.00	1	0	0	0	0						2.10
6	2S+1A+SEQ	F	2.40	-0.65	-5	-5	-5	-5	-5						1.75
7	StSq1		1.80	0.00	2	0	0	0	0						1.80
8	SSpB		1.10	-0.18	-2	-1	-1	-2	-2						0.92
			17.74												16.18
Program Components				Factor											
	Composition			1.67	4.25	3.50	3.50	3.75	3.75						3.67
	Presentation			1.67	4.00	3.25	3.25	3.50	3.50						3.42
	Skating Skills			1.67	4.00	3.50	3.50	3.50	3.75						3.58
Judges Total Program Component Score (factored)															17.82

Deductions:

0.00

SKATE HELENA 2025 - CCBI

JUDGES DETAILS PER SKATER

BASIC NOVICE I. GIRLS (1.7.2010 - 30.06.2012) FREE SKATING

Rank	Name	Nation	Starting Number	Total Segment Score	Total Element Score	Total Program Component Score (factored)	Total Deductions
5	Brina BELEC	SLO	3	32.53	15.12	17.41	0.00

#	Executed Elements	Info	Base Value	GOE	J1	J2	J3	J4	J5	J6	J7	J8	J9	Ref.	Scores of Panel
1	2Lz+2T<	<	3.14	-0.49	-3	-3	-2	-2	-2						2.65
2	2Lo+1A+SEQ		2.80	-0.17	-1	0	-1	-1	-1						2.63
3	2F		1.80	-0.06	-1	-1	0	0	0						1.74
4	CCoSp2		2.50	-0.75	-4	-3	-3	-3	-3						1.75
5	2Lz		2.10	0.00	0	1	0	0	0						2.10
6	StSq1		1.80	-0.06	-2	0	1	0	-1						1.74
7	2S		1.30	0.00	0	0	1	0	0						1.30
8	SSpB		1.10	0.11	-2	1	1	1	1						1.21
			16.54												15.12
Program Components				Factor											
Composition				1.67	3.75	3.50	3.50	3.50	3.25						3.50
Presentation				1.67	3.25	3.50	3.50	3.25	3.50						3.42
Skating Skills				1.67	3.00	3.75	4.00	3.25	3.50						3.50
Judges Total Program Component Score (factored)															17.41

Deductions:

0.00

Rank	Name	Nation	Starting Number	Total Segment Score	Total Element Score	Total Program Component Score (factored)	Total Deductions
6	Kira viktoria ANDRASIK	HUN	11	32.52	15.25	17.27	0.00

#	Executed Elements	Info	Base Value	GOE	J1	J2	J3	J4	J5	J6	J7	J8	J9	Ref.	Scores of Panel
1	2A<<	<<	1.10	-0.44	-4	-4	-4	-4	-4						0.66
2	2F+2Lo		3.50	-0.06	-1	1	-2	0	0						3.44
3	StSq2		2.60	0.09	1	1	-2	0	0						2.69
4	CSpB		1.10	0.07	1	0	0	1	1						1.17
5	2Lz!+2T	!	3.40	-0.42	-2	-2	-2	-1	-2						2.98
6	CCoSp2		2.50	-0.50	1	-2	-2	-2	-2						2.00
7	2S		1.30	0.00	0	1	0	0	0						1.30
8	2F<	<	1.44	-0.43	-3	-3	-2	-3	-3						1.01
			16.94												15.25
Program Components				Factor											
Composition				1.67	3.25	3.75	3.00	3.75	3.50						3.50
Presentation				1.67	3.00	4.00	3.00	3.50	3.75						3.42
Skating Skills				1.67	3.00	4.25	3.25	3.50	3.50						3.42
Judges Total Program Component Score (factored)															17.27

Deductions:

0.00

SKATE HELENA 2025 - CCBI

JUDGES DETAILS PER SKATER

BASIC NOVICE I. GIRLS (1.7.2010 - 30.06.2012) FREE SKATING

Rank	Name	Nation	Starting Number	Total Segment Score	Total Element Score	Total Program Component Score (factored)	Total Deductions
7	Mila ETEROVIC	SRB	2	31.35	15.07	16.28	0.00

#	Executed Elements	Info	Base Value	GOE	J1	J2	J3	J4	J5	J6	J7	J8	J9	Ref.	Scores of Panel	
1	2Lz	F	2.10	-1.05	-5	-5	-5	-5	-5						1.05	
2	2A<<	F <<	1.10	-0.55	-5	-5	-5	-5	-5						0.55	
3	2F		1.80	0.00	-1	0	0	0	0						1.80	
4	CCoSp2		2.50	0.00	0	0	1	0	0						2.50	
5	2Lz+2T		3.40	0.00	-2	0	0	0	0						3.40	
6	2S+2Lo		3.00	-0.17	-3	-1	-1	-1	-1						2.83	
7	StSq1		1.80	0.00	1	-1	0	0	0						1.80	
8	SSpB		1.10	0.04	-2	0	1	0	1						1.14	
			16.80												15.07	
Program Components				Factor												
Composition				1.67	3.50	3.25	3.25	3.25	3.50							3.33
Presentation				1.67	3.75	3.25	3.25	3.25	3.25							3.25
Skating Skills				1.67	3.25	3.50	3.00	3.00	3.25							3.17
Judges Total Program Component Score (factored)															16.28	

Deductions:

0.00

Rank	Name	Nation	Starting Number	Total Segment Score	Total Element Score	Total Program Component Score (factored)	Total Deductions
8	Mia ENEVA	BUL	25	31.34	13.82	17.52	0.00

#	Executed Elements	Info	Base Value	GOE	J1	J2	J3	J4	J5	J6	J7	J8	J9	Ref.	Scores of Panel	
1	2Lz		2.10	-0.42	-4	-2	-2	-2	-2						1.68	
2	2F+2T		3.10	-0.18	-2	-1	-1	-1	-1						2.92	
3	1A		1.10	0.00	1	0	0	0	0						1.10	
4	SSpB		1.10	0.00	0	0	0	0	0						1.10	
5	2Lz+2Lo	F	3.80	-1.05	-5	-5	-5	-5	-5						2.75	
6	StSq1		1.80	-0.18	1	-1	-1	-1	-1						1.62	
7	2S		1.30	0.00	1	0	0	0	0						1.30	
8	CCoSp1V		1.50	-0.15	-3	-2	0	0	-1						1.35	
			15.80												13.82	
Program Components				Factor												
Composition				1.67	4.00	3.50	3.50	3.75	3.25							3.58
Presentation				1.67	4.00	3.25	3.25	3.50	3.00							3.33
Skating Skills				1.67	3.75	3.75	3.50	3.50	3.50							3.58
Judges Total Program Component Score (factored)															17.52	

Deductions:

0.00

SKATE HELENA 2025 - CCBI

JUDGES DETAILS PER SKATER

BASIC NOVICE I. GIRLS (1.7.2010 - 30.06.2012) FREE SKATING

Rank	Name	Nation	Starting Number	Total Segment Score	Total Element Score	Total Program Component Score (factored)	Total Deductions
9	Vivien SZENASI	HUN	10	31.23	13.97	17.26	0.00

#	Executed Elements	Info	Base Value	GOE	J1	J2	J3	J4	J5	J6	J7	J8	J9	Ref.	Scores of Panel
1	2Fq+2Lo<	q <	3.16	-0.72	-5	-4	-4	-4	-4						2.44
2	2A<<	<<	1.10	-0.55	-4	-5	-5	-5	-5						0.55
3	CCoSp2		2.50	-0.50	-2	-2	-1	-2	-3						2.00
4	2Lzq+2T	q	3.40	-0.49	-2	-2	-2	-3	-3						2.91
5	2F		1.80	0.00	0	0	0	0	0						1.80
6	StSq1		1.80	0.00	2	1	-1	0	-1						1.80
7	2S		1.30	0.00	-1	1	0	0	0						1.30
8	SSpB		1.10	0.07	1	1	1	0	0						1.17
			16.16												13.97
Program Components				Factor											
Composition				1.67	3.75	4.00	3.50	3.25	3.25						3.50
Presentation				1.67	4.25	3.75	3.00	3.00	3.25						3.33
Skating Skills				1.67	3.75	4.00	3.50	3.25	3.25						3.50
Judges Total Program Component Score (factored)															17.26

Deductions: 0.00

Rank	Name	Nation	Starting Number	Total Segment Score	Total Element Score	Total Program Component Score (factored)	Total Deductions
10	Jelena TOMIC	SRB	6	30.86	14.44	16.42	0.00

#	Executed Elements	Info	Base Value	GOE	J1	J2	J3	J4	J5	J6	J7	J8	J9	Ref.	Scores of Panel
1	2Lz+1A+SEQ		3.20	0.00	-1	0	0	1	0						3.20
2	2A<<	F <<	1.10	-0.55	-5	-5	-5	-5	-5						0.55
3	2F		1.80	0.12	0	0	1	1	1						1.92
4	CCoSp2		2.50	0.08	-1	0	0	1	1						2.58
5	2Lz		2.10	-0.35	-3	-4	-1	-1	-1						1.75
6	StSq1		1.80	-0.12	1	-2	-2	0	0						1.68
7	2Lo		1.70	0.00	0	0	0	0	1						1.70
8	SSpB		1.10	-0.04	0	-1	-1	0	1						1.06
			15.30												14.44
Program Components				Factor											
Composition				1.67	3.00	3.00	3.25	3.50	3.75						3.25
Presentation				1.67	3.25	3.25	3.00	3.50	3.75						3.33
Skating Skills				1.67	3.25	2.50	3.25	3.25	3.50						3.25
Judges Total Program Component Score (factored)															16.42

Deductions: 0.00

SKATE HELENA 2025 - CCBI

JUDGES DETAILS PER SKATER

BASIC NOVICE I. GIRLS (1.7.2010 - 30.06.2012) FREE SKATING

Rank	Name	Nation	Starting Number	Total Segment Score	Total Element Score	Total Program Component Score (factored)	Total Deductions
11	Taisia CHELNOKOVA	SRB	5	30.48	14.33	16.15	0.00

#	Executed Elements	Info	Base Value	GOE	J1	J2	J3	J4	J5	J6	J7	J8	J9	Ref.	Scores of Panel
1	2S+2T		2.60	0.00	-2	0	0	0	0						2.60
2	2Lz		2.10	-0.21	-3	0	-3	0	0						1.89
3	1A		1.10	0.00	-2	0	1	0	0						1.10
4	CCoSp2		2.50	-0.50	0	-2	-2	-2	-2						2.00
5	2F		1.80	-0.18	-2	-1	-1	-1	0						1.62
6	2S+2Lo		3.00	-0.40	-3	-3	-2	-1	-2						2.60
7	StSqB		1.50	-0.15	-1	0	-1	-1	-1						1.35
8	SSpB		1.10	0.07	-1	0	1	1	2						1.17
			15.70												14.33
Program Components				Factor											
	Composition			1.67	3.00	3.00	3.50	3.25	3.50						3.25
	Presentation			1.67	3.25	2.75	3.25	3.25	3.50						3.25
	Skating Skills			1.67	3.00	3.25	3.25	3.00	3.25						3.17
Judges Total Program Component Score (factored)				16.15											

Deductions:

0.00

Rank	Name	Nation	Starting Number	Total Segment Score	Total Element Score	Total Program Component Score (factored)	Total Deductions
12	Sonia MILIK	ROU	14	28.92	13.19	15.73	0.00

#	Executed Elements	Info	Base Value	GOE	J1	J2	J3	J4	J5	J6	J7	J8	J9	Ref.	Scores of Panel
1	2F<+2Loq	<lq	3.14	-0.68	-5	-4	-4	-4	-4						2.46
2	2Lze+1A+SEQ	e	2.78	-0.50	-2	-2	-4	-3	-4						2.28
3	2Lzeq	e q	1.68	-0.73	-4	-4	-5	-4	-5						0.95
4	1A		1.10	0.00	-1	0	0	0	0						1.10
5	CCoSp1		2.00	0.20	1	1	1	1	1						2.20
6	StSq1		1.80	0.00	0	0	0	0	-2						1.80
7	2S		1.30	0.00	-2	0	0	0	0						1.30
8	SSpB		1.10	0.00	-1	0	0	0	1						1.10
			14.90												13.19
Program Components				Factor											
	Composition			1.67	3.25	2.75	3.00	3.25	3.50						3.17
	Presentation			1.67	3.00	3.00	3.00	3.00	3.50						3.00
	Skating Skills			1.67	3.25	3.25	3.25	3.25	3.50						3.25
Judges Total Program Component Score (factored)				15.73											

Deductions:

0.00

SKATE HELENA 2025 - CCBI

JUDGES DETAILS PER SKATER

BASIC NOVICE I. GIRLS (1.7.2010 - 30.06.2012) FREE SKATING

Rank	Name	Nation	Starting Number	Total Segment Score	Total Element Score	Total Program Component Score (factored)	Total Deductions
13	Ema GRUM	SLO	16	28.77	12.62	16.15	0.00

#	Executed Elements	Info	Base Value	GOE	J1	J2	J3	J4	J5	J6	J7	J8	J9	Ref.	Scores of Panel	
1	2Lz		2.10	-1.05	-5	-5	-5	-5	-5						1.05	
2	2Lo+1A+SEQ		2.80	-0.79	-5	-5	-5	-4	-4						2.01	
3	2Lz		2.10	-0.21	-1	-1	-3	-1	-1						1.89	
4	SSpB		1.10	-0.11	0	-1	-1	-1	-1						0.99	
5	2F		1.80	-0.36	-2	-3	-1	-2	-2						1.44	
6	2S+2T		2.60	-0.30	-4	-3	-2	-2	-2						2.30	
7	StSq1		1.80	-0.18	1	-1	-1	-1	-1						1.62	
8	CCoSp2V		1.88	-0.56	-4	-3	-3	-3	-3						1.32	
			16.18												12.62	
Program Components				Factor												
Composition				1.67	4.25	3.25	3.25	3.00	2.75							3.17
Presentation				1.67	4.25	3.50	3.00	3.25	2.50							3.25
Skating Skills				1.67	4.00	3.50	3.25	3.00	2.75							3.25
Judges Total Program Component Score (factored)															16.15	

Deductions:

0.00

Rank	Name	Nation	Starting Number	Total Segment Score	Total Element Score	Total Program Component Score (factored)	Total Deductions
14	Ada Era SERT	TUR	9	28.34	11.78	16.56	0.00

#	Executed Elements	Info	Base Value	GOE	J1	J2	J3	J4	J5	J6	J7	J8	J9	Ref.	Scores of Panel	
1	2Lze<	F e <	1.26	-0.63	-5	-5	-5	-5	-5						0.63	
2	2F	F	1.80	-0.90	-5	-5	-5	-5	-5						0.90	
3	2A<<	F <<	1.10	-0.55	-5	-5	-5	-5	-5						0.55	
4	2Lze+1A+SEQ	e	2.78	-0.56	-3	-3	-4	-3	-4						2.22	
5	CCoSp2		2.50	-0.33	-2	-1	-2	-1	-1						2.17	
6	StSq2		2.60	-0.35	-2	-2	-1	-1	-1						2.25	
7	2Sq+2T<	q <	2.34	-0.56	-5	-5	-4	-4	-4						1.78	
8	LSpB		1.20	0.08	-1	0	1	1	2						1.28	
			15.58												11.78	
Program Components				Factor												
Composition				1.67	3.50	3.00	3.25	3.50	3.25							3.33
Presentation				1.67	3.75	3.00	3.00	3.50	2.75							3.17
Skating Skills				1.67	3.00	3.50	3.50	3.50	3.25							3.42
Judges Total Program Component Score (factored)															16.56	

Deductions:

0.00

SKATE HELENA 2025 - CCBI

JUDGES DETAILS PER SKATER

BASIC NOVICE I. GIRLS (1.7.2010 - 30.06.2012) FREE SKATING

Rank	Name	Nation	Starting Number	Total Segment Score	Total Element Score	Total Program Component Score (factored)	Total Deductions
15	Maria SOLOVEY	SRB	20	26.14	11.39	14.75	0.00

#	Executed Elements	Info	Base Value	GOE	J1	J2	J3	J4	J5	J6	J7	J8	J9	Ref.	Scores of Panel
1	2F		1.80	-0.24	-2	-2	-2	0	0						1.56
2	2S	F	1.30	-0.65	-5	-5	-5	-5	-5						0.65
3	2Loq	q	1.70	-0.51	-3	-3	-2	-3	-3						1.19
4	CCoSp2		2.50	0.17	0	1	1	1	0						2.67
5	2S		1.30	-0.09	-1	-1	-1	0	0						1.21
6	1A+1Lo		1.60	0.00	-2	0	0	0	0						1.60
7	StSqB		1.50	-0.20	-2	-2	-1	-1	-1						1.30
8	SSpB		1.10	0.11	1	1	1	1	1						1.21
			12.80												11.39
Program Components				Factor											
Composition				1.67	3.75	2.75	2.75	3.00	2.50					2.83	
Presentation				1.67	4.00	3.00	3.00	3.25	3.00					3.08	
Skating Skills				1.67	3.50	2.75	2.75	3.25	2.75					2.92	
Judges Total Program Component Score (factored)														14.75	

Deductions:

0.00

Rank	Name	Nation	Starting Number	Total Segment Score	Total Element Score	Total Program Component Score (factored)	Total Deductions
16	Eva DOBRANIC	CRO	8	25.00	10.93	14.07	0.00

#	Executed Elements	Info	Base Value	GOE	J1	J2	J3	J4	J5	J6	J7	J8	J9	Ref.	Scores of Panel
1	2T+1A+SEQ		2.40	0.00	0	0	0	0	0						2.40
2	CCoSp1		2.00	-0.27	-1	-1	-1	-2	-2						1.73
3	2S+1T		1.70	0.00	-2	0	0	0	0						1.70
4	1A		1.10	0.00	0	0	0	0	0						1.10
5	2S		1.30	0.00	0	0	0	0	0						1.30
6	SSpB		1.10	0.00	-1	0	0	0	0						1.10
7	2F<<	F <<	0.50	-0.25	-5	-5	-5	-5	-5						0.25
8	StSqB		1.50	-0.15	-1	-1	-1	-1	-1						1.35
			11.60												10.93
Program Components				Factor											
Composition				1.67	3.00	2.50	2.75	3.25	2.75					2.83	
Presentation				1.67	3.25	2.75	2.75	3.00	3.00					2.92	
Skating Skills				1.67	2.75	2.50	2.75	3.00	2.50					2.67	
Judges Total Program Component Score (factored)														14.07	

Deductions:

0.00

SKATE HELENA 2025 - CCBI

JUDGES DETAILS PER SKATER

BASIC NOVICE I. GIRLS (1.7.2010 - 30.06.2012) FREE SKATING

Rank	Name	Nation	Starting Number	Total Segment Score	Total Element Score	Total Program Component Score (factored)				Total Deductions					
17	Ariadna MOVCHAN	ITA	21	24.87	10.60	14.77				-0.50					
#	Executed Elements	Info	Base Value	GOE	J1	J2	J3	J4	J5	J6	J7	J8	J9	Ref.	Scores of Panel
1	2Lze	e	1.68	-0.61	-2	-4	-3	-4	-4						1.07
2	2Lo+1A+SEQ		2.80	0.00	-1	0	0	0	0						2.80
3	2F		1.80	-0.54	-3	-4	-3	-3	-3						1.26
4	CCoSpB		1.70	-0.45	-2	-3	-3	-2	-3						1.25
5	1F		0.50	-0.17	-3	-4	-3	-3	-4						0.33
6	StSqB		1.50	-0.35	-2	-2	-3	-3	-2						1.15
7	2S+1T		1.70	-0.13	-1	-1	-2	-1	-1						1.57
8	SSpB		1.10	0.07	0	0	1	1	1						1.17
			12.78											10.60	
Program Components				Factor											
Composition				1.67	4.00	2.50	2.50	3.25	3.00					2.92	
Presentation				1.67	3.75	2.25	2.50	3.00	3.25					2.92	
Skating Skills				1.67	4.00	2.75	2.75	3.00	3.25					3.00	
Judges Total Program Component Score (factored)														14.77	
Deductions:			Time violation	-0.50											-0.50

Rank	Name	Nation	Starting Number	Total Segment Score	Total Element Score	Total Program Component Score (factored)				Total Deductions					
18	Tinkara POKLIC	SLO	23	23.38	11.83	11.55				0.00					
#	Executed Elements	Info	Base Value	GOE	J1	J2	J3	J4	J5	J6	J7	J8	J9	Ref.	Scores of Panel
1	2F<+1A+SEQ	<	2.54	-0.43	-4	-4	-3	-2	-2						2.11
2	1A+2Loq	q	2.80	-0.40	-4	-3	-2	-2	-2						2.40
3	2Fq	F q	1.80	-0.90	-5	-5	-5	-5	-5						0.90
4	CCoSp2		2.50	-0.17	0	0	-1	-1	-1						2.33
5	2T<	<	1.04	-0.24	-3	-4	-2	-2	-2						0.80
6	StSqB		1.50	-0.30	-2	-2	-3	-2	-2						1.20
7	2S		1.30	-0.09	-3	-1	-1	0	0						1.21
8	CSpB		1.10	-0.22	-3	-2	-2	-2	-2						0.88
			14.58											11.83	
Program Components				Factor											
Composition				1.67	2.25	2.50	2.50	2.25	2.50					2.42	
Presentation				1.67	2.50	2.00	2.25	2.00	2.00					2.08	
Skating Skills				1.67	2.25	2.50	2.50	2.25	2.50					2.42	
Judges Total Program Component Score (factored)														11.55	
Deductions:															0.00

SKATE HELENA 2025 - CCBI

JUDGES DETAILS PER SKATER

BASIC NOVICE I. GIRLS (1.7.2010 - 30.06.2012) FREE SKATING

Rank	Name	Nation	Starting Number	Total Segment Score	Total Element Score	Total Program Component Score (factored)	Total Deductions
19	Marina MANOLOVA	BUL	17	22.27	9.17	13.10	0.00

#	Executed Elements	Info	Base Value	GOE	J1	J2	J3	J4	J5	J6	J7	J8	J9	Ref.	Scores of Panel
1	A		0.00	0.00	-	-	-	-	-						0.00
2	1Lz		0.60	-0.12	-4	-2	-2	-2	-2						0.48
3	2S		1.30	-0.09	-4	-1	-1	0	0						1.21
4	SSpB		1.10	-0.11	-3	-1	-1	-1	-1						0.99
5	StSq1		1.80	-0.54	-2	-3	-3	-3	-3						1.26
6	2Lz<	F <	1.68	-0.84	-5	-5	-5	-5	-5						0.84
7	2F+2T		3.10	-0.06	0	-1	-1	0	0						3.04
8	CCoSp1V		1.50	-0.15	-1	-2	-1	-1	-1						1.35
			11.08												9.17
Program Components				Factor											
	Composition			1.67	3.25	2.50	2.50	2.75	2.75						2.67
	Presentation			1.67	3.00	2.25	2.50	2.50	2.50						2.50
	Skating Skills			1.67	3.00	2.75	2.50	2.75	2.50						2.67
Judges Total Program Component Score (factored)															13.10

Deductions:

0.00

Rank	Name	Nation	Starting Number	Total Segment Score	Total Element Score	Total Program Component Score (factored)	Total Deductions
20	Karla LJUBIC	CRO	19	21.32	8.94	12.38	0.00

#	Executed Elements	Info	Base Value	GOE	J1	J2	J3	J4	J5	J6	J7	J8	J9	Ref.	Scores of Panel
1	2S+1A+SEQ		2.40	-0.09	-3	-2	0	0	0						2.31
2	2Lo<<	<<	0.50	-0.22	-4	-4	-4	-5	-5						0.28
3	CCoSpBV		1.28	-0.51	-4	-4	-4	-4	-4						0.77
4	StSqB		1.50	-0.25	-3	-2	-1	-1	-2						1.25
5	2S		1.30	-0.04	-2	-1	0	0	0						1.26
6	2T<	<	1.04	-0.52	-3	-5	-5	-5	-5						0.52
7	1A+1Lo		1.60	-0.04	-4	-1	0	0	0						1.56
8	SSpB		1.10	-0.11	-2	-1	-1	-1	-1						0.99
			10.72												8.94
Program Components				Factor											
	Composition			1.67	3.00	2.50	2.50	2.75	2.50						2.58
	Presentation			1.67	2.75	2.25	2.25	2.50	2.25						2.33
	Skating Skills			1.67	2.50	2.50	2.50	2.75	2.50						2.50
Judges Total Program Component Score (factored)															12.38

Deductions:

0.00

SKATE HELENA 2025 - CCBI

JUDGES DETAILS PER SKATER

BASIC NOVICE I. GIRLS (1.7.2010 - 30.06.2012) FREE SKATING

Rank	Name	Nation	Starting Number	Total Segment Score	Total Element Score	Total Program Component Score (factored)				Total Deductions
21	Mila OMOVSEK	SLO	12	21.26	7.77	13.49				0.00

#	Executed Elements	Info	Base Value	GOE	J1	J2	J3	J4	J5	J6	J7	J8	J9	Ref.	Scores of Panel
1	2FI+2Lo<<	!!<<	2.30	-0.90	-5	-5	-5	-5	-5						1.40
2	2Lz<<	<<	0.60	-0.30	-5	-5	-5	-5	-5						0.30
3	CSpB		1.10	-0.07	-1	0	0	-1	-1						1.03
4	2Lo		1.70	-0.57	-4	-4	-3	-3	-3						1.13
5	2S+1A+SEQ		2.40	-0.17	-2	-3	-1	-1	0						2.23
6	2T<<	<<	0.40	-0.16	-4	-4	-4	-4	-4						0.24
7	CCoSp	F	0.00	0.00	-	-	-	-	-						0.00
8	StSq1		1.80	-0.36	-2	-1	-2	-2	-2						1.44
			10.30												7.77
Program Components				Factor											
Composition				1.67	0.75	2.75	2.75	3.00	2.75						2.75
Presentation				1.67	2.50	2.75	2.50	2.75	2.50						2.58
Skating Skills				1.67	2.25	3.25	2.75	2.75	2.75						2.75
Judges Total Program Component Score (factored)														13.49	

Deductions:

0.00

Rank	Name	Nation	Starting Number	Total Segment Score	Total Element Score	Total Program Component Score (factored)				Total Deductions
22	Natalia Panka SCHALL	HUN	13	20.60	8.36	12.24				0.00

#	Executed Elements	Info	Base Value	GOE	J1	J2	J3	J4	J5	J6	J7	J8	J9	Ref.	Scores of Panel
1	2Lz+A+SEQ		2.10	-0.28	-2	-1	-4	-1	-1						1.82
2	CCoSp1V		1.50	-0.50	-4	-2	-3	-3	-4						1.00
3	1F		0.50	-0.13	-3	-2	-4	-2	-3						0.37
4	1F+2T<<	<<	0.90	-0.20	-4	-4	-4	-4	-3						0.70
5	2Lo<	<	1.36	-0.32	-3	-3	-2	-2	-2						1.04
6	SSpB		1.10	-0.07	-2	0	0	-1	-1						1.03
7	2S		1.30	-0.04	-3	0	-1	0	0						1.26
8	StSq1		1.80	-0.66	-3	-3	-4	-4	-4						1.14
			10.56												8.36
Program Components				Factor											
Composition				1.67	2.75	2.25	2.50	2.50	2.25						2.42
Presentation				1.67	2.50	2.00	2.25	2.25	2.50						2.33
Skating Skills				1.67	2.50	2.75	2.50	2.50	2.75						2.58
Judges Total Program Component Score (factored)														12.24	

Deductions:

0.00

SKATE HELENA 2025 - CCBI

JUDGES DETAILS PER SKATER

BASIC NOVICE I. GIRLS (1.7.2010 - 30.06.2012) FREE SKATING

Rank	Name	Nation	Starting Number	Total Segment Score	Total Element Score	Total Program Component Score (factored)				Total Deductions					
23	Sara Maria IONESCU	ROU	4	15.90	5.54	10.86				-0.50					
#	Executed Elements	Info	Base Value	GOE	J1	J2	J3	J4	J5	J6	J7	J8	J9	Ref.	Scores of Panel
1	1A+2Lo<<	<<	1.60	-0.48	-4	-5	-4	-4	-5						1.12
2	2S		1.30	-0.13	-3	-1	-1	-1	-1						1.17
3	Sp		0.00	0.00	-	-	-	-	-						0.00
4	2T<<	<<	0.40	-0.20	-5	-5	-5	-5	-4						0.20
5	StSqB		1.50	-0.45	-3	-3	-3	-2	-3						1.05
6	Lo	F	0.00	0.00	-	-	-	-	-						0.00
7	1F+1A+SEQ		1.60	-0.15	-4	-2	-1	-1	-1						1.45
8	SSpB		1.10	-0.55	-5	-5	-4	-5	-5						0.55
			7.50												5.54
Program Components				Factor											
Composition				1.67	2.00	2.00	2.50	2.50	2.25					2.25	
Presentation				1.67	1.75	1.75	2.00	2.25	2.00					1.92	
Skating Skills				1.67	1.25	2.25	2.50	2.50	2.25					2.33	
Judges Total Program Component Score (factored)														10.86	
Deductions:			Time violation	-0.50											-0.50

Legend:							
#	Sequence number	GOE	Grade of Execution	Jx	Judges (x=1-9)	Ref.	Referee
e	Wrong edge	<	Under-rotated jump	<<	Downgraded jump	!	Not clear edge
F	Fall	q	Jump landed on the quarter				

SKATE HELENA 2025 - CCBI

BASIC NOVICE II. BOYS (1.7.2012 - 30.06.2014)

Pionir Ice Hall	31 JAN 2025	13:30	Free Skating
-----------------	-------------	-------	--------------

Size of Skating Arena:	30m*60m
Ice Conditions:	very good
Number of Entries:	7
Number of Participants:	7

Entry Withdrawn:

Free Skating		
Duration:	2:30 +/- 10 seconds	
Segment Factor:	1.00	
Program Component Factors:	Composition	1.67
	Presentation	1.67
	Skating Skills	1.67

SKATE HELENA 2025 - CCBI

PANEL OF JUDGES

BASIC NOVICE II. BOYS (1.7.2012 - 30.06.2014)

Officials

Technical Controller	Mr. Matjaz KRUSEC	SLO
Technical Specialist	Ms. Darja MIJATOVIC	SRB
Technical Specialist	Ms. Albena ALADJOVA	BUL

Judges

Referee	Mr. Slobodan DELIC	SRB
Judge No. 1	Mr. Slobodan DELIC	SRB
Judge No. 2	Ms. Sanda DUBRAVCIC SIMUNJAK	CRO
Judge No. 3	Ms. Natasa DJOKOVIC	SRB
Judge No. 4	Ms. Nadejda HODJEVA	BUL
Judge No. 5	Mr. Josip CEROVAC	CRO

Data/Replay Operator

Data Operator	Ms. Melodi YARKIN	TUR
Replay Operator	Ms. Vojislava VASOVIC	SRB

SKATE HELENA 2025 - CCBI

RESULTS

BASIC NOVICE II. BOYS (1.7.2012 - 30.06.2014)

Pl.	Name Club	Nation	Total Score	FS
1	Daniel MIKOVCAK Slovak Figure Skating Association	SVK	36.99	1
2	Andrey MANOLOV Skate Club Denkova Staviski	BUL	31.72	2
3	Tommaso GASPAROLI Ice Emotion Associazione Sportiva Dilettantistica	ITA	23.37	3
4	Evgenyi MAKSYUTOV Skating Club Olimpik	SRB	20.35	4
5	Luca FRAMARIN Skating Club Courmayeur	ITA	15.73	5
6	Cakabey CETIN Olympic 2023 Sports Club	TUR	12.04	6
Withdrawn	Yasar YAGZ CEMAL Demirboga Sports Club	TUR		WD

Mr. Slobodan DELIC, SRB

Referee



Mr. Matjaz KRUSEC, SLO

Technical Controller



Legend:

FS Free Skating WD Withdrawn Pl. Place

SKATE HELENA 2025 - CCBI

JUDGES DETAILS PER SKATER

BASIC NOVICE II. BOYS (1.7.2012 - 30.06.2014) FREE SKATING

Rank	Name	Nation	Starting Number	Total Segment Score	Total Element Score	Total Program Component Score (factored)	Total Deductions
1	Daniel MIKOVCAK	SVK	5	36.99	18.62	18.37	0.00

#	Executed Elements	Info	Base Value	GOE	J1	J2	J3	J4	J5	J6	J7	J8	J9	Ref.	Scores of Panel
1	2A		3.30	-0.66	-2	-2	-2	-2	-2						2.64
2	2A		3.30	-0.33	-2	-1	-1	-1	-1						2.97
3	SSpB		1.10	0.11	2	0	0	1	2						1.21
4	2Lz	F	2.10	-1.05	-5	-5	-5	-5	-5						1.05
5	2S+2T		2.60	0.00	0	0	0	0	0						2.60
6	2F+2Lo		3.50	0.00	0	0	0	0	0						3.50
7	StSq1		1.80	0.18	2	1	1	1	1						1.98
8	CCoSp2		2.50	0.17	-1	1	2	2	-2						2.67
			20.20												18.62
Program Components				Factor											
	Composition			1.67	3.75	3.75	3.75	3.50	4.00						3.75
	Presentation			1.67	3.50	3.50	3.50	3.75	4.00						3.58
	Skating Skills			1.67	3.50	3.75	3.75	3.50	3.75						3.67
Judges Total Program Component Score (factored)				18.37											

Deductions:

0.00

Rank	Name	Nation	Starting Number	Total Segment Score	Total Element Score	Total Program Component Score (factored)	Total Deductions
2	Andrey MANOLOV	BUL	4	31.72	14.95	17.27	-0.50

#	Executed Elements	Info	Base Value	GOE	J1	J2	J3	J4	J5	J6	J7	J8	J9	Ref.	Scores of Panel
1	2Lz+2T		3.40	-0.21	-2	-1	-1	0	-1						3.19
2	2Lz+1A+SEQ		3.20	0.07	-1	1	0	1	0						3.27
3	2Lo		1.70	0.00	0	0	0	1	0						1.70
4	FCCoSp1V		1.50	-0.30	-2	-2	-2	-2	-2						1.20
5	2F		1.80	-0.60	-4	-4	-3	-3	-3						1.20
6	SSpB		1.10	0.07	-1	0	1	1	1						1.17
7	StSq1		1.80	0.12	2	-1	1	1	0						1.92
8	2S		1.30	0.00	1	0	0	0	0						1.30
9			0.00	0.00	-	-	-	-	-						0.00
			15.80												14.95
Program Components				Factor											
	Composition			1.67	3.75	3.25	3.50	3.75	3.25						3.50
	Presentation			1.67	4.00	3.00	3.25	3.50	3.50						3.42
	Skating Skills			1.67	3.50	3.50	3.25	3.50	3.25						3.42
Judges Total Program Component Score (factored)				17.27											

Deductions: Falls

-0.50 (1)

-0.50

SKATE HELENA 2025 - CCBI

JUDGES DETAILS PER SKATER

BASIC NOVICE II. BOYS (1.7.2012 - 30.06.2014) FREE SKATING

Rank	Name	Nation	Starting Number	Total Segment Score	Total Element Score	Total Program Component Score (factored)				Total Deductions					
3	Tommaso GASPAROLI	ITA	1	23.37	10.22	13.65				-0.50					
#	Executed Elements	Info	Base Value	GOE	J1	J2	J3	J4	J5	J6	J7	J8	J9	Ref.	Scores of Panel
1	1A		1.10	0.11	3	1	1	1	1						1.21
2	Sp	F	0.00	0.00	-	-	-	-	-						0.00
3	2T+2T		2.60	-0.26	-2	-1	-2	-2	-2						2.34
4	1Lz+1A+SEQ		1.70	0.00	-2	0	0	0	0						1.70
5	StSqB		1.50	-0.50	-2	-3	-4	-3	-4						1.00
6	SSpB		1.10	0.00	0	0	-2	0	0						1.10
7	2S		1.30	-0.13	-2	-1	-1	-1	-1						1.17
8	2Lo		1.70	0.00	0	0	0	0	-1						1.70
			11.00												10.22
Program Components				Factor											
Composition				1.67	3.25	3.00	2.75	3.00	2.00				2.92		
Presentation				1.67	3.50	2.50	2.25	2.75	2.00				2.50		
Skating Skills				1.67	2.50	3.50	2.75	3.00	2.25				2.75		
Judges Total Program Component Score (factored)														13.65	
Deductions:			Time violation	-0.50										-0.50	

Rank	Name	Nation	Starting Number	Total Segment Score	Total Element Score	Total Program Component Score (factored)				Total Deductions					
4	Evgenyi MAKSYUTOV	SRB	6	20.35	8.66	11.69				0.00					
#	Executed Elements	Info	Base Value	GOE	J1	J2	J3	J4	J5	J6	J7	J8	J9	Ref.	Scores of Panel
1	1A+2T<	F <	2.14	-0.55	-5	-5	-5	-5	-5						1.59
2	2Sq+1A+SEQ	q	2.40	-0.35	-2	-3	-2	-3	-3						2.05
3	2Lo<	<	1.36	-0.45	-3	-3	-2	-4	-4						0.91
4	CCoSp1		2.00	-0.47	-2	-2	-2	-3	-3						1.53
5	2F<<	<<	0.50	-0.23	-4	-5	-4	-5	-5						0.27
6	2S		1.30	-0.09	-2	-1	-1	0	0						1.21
7	StSq		0.00	0.00	-	-	-	-	-						0.00
8	SSpB		1.10	0.00	-1	0	0	0	0						1.10
			10.80												8.66
Program Components				Factor											
Composition				1.67	2.75	2.00	2.50	2.50	2.25				2.42		
Presentation				1.67	2.75	2.00	2.25	2.25	2.50				2.33		
Skating Skills				1.67	2.00	2.25	2.25	2.25	2.25				2.25		
Judges Total Program Component Score (factored)														11.69	
Deductions:														0.00	

SKATE HELENA 2025 - CCBI

JUDGES DETAILS PER SKATER

BASIC NOVICE II. BOYS (1.7.2012 - 30.06.2014) FREE SKATING

Rank	Name	Nation	Starting Number	Total Segment Score	Total Element Score	Total Program Component Score (factored)	Total Deductions
5	Luca FRAMARIN	ITA	2	15.73	6.13	9.60	0.00

#	Executed Elements	Info	Base Value	GOE	J1	J2	J3	J4	J5	J6	J7	J8	J9	Ref.	Scores of Panel
1	1A<	F <	0.88	-0.44	-5	-5	-5	-5	-5						0.44
2	1Lz+1T		1.00	-0.08	-3	0	-2	-1	-1						0.92
3	SSpB		1.10	-0.11	-2	-1	-1	-1	-1						0.99
4	StSqB		1.50	-0.40	-3	-2	-2	-3	-3						1.10
5	2F<<	F <<	0.50	-0.25	-5	-5	-5	-5	-5						0.25
6	2S<<	F <<	0.40	-0.20	-5	-5	-5	-5	-5						0.20
7	CCoSpB		1.70	-0.51	-3	-3	-3	-2	-3						1.19
8	1Lz+1Lo		1.10	-0.06	-5	0	-1	-1	-1						1.04
			8.18												6.13
Program Components				Factor											
	Composition			1.67	2.50	2.00	2.25	2.25	1.75						2.17
	Presentation			1.67	3.75	1.75	2.00	2.00	2.00						2.00
	Skating Skills			1.67	1.25	1.25	1.75	2.25	1.75						1.58
Judges Total Program Component Score (factored)															9.60

Deductions:

0.00

Rank	Name	Nation	Starting Number	Total Segment Score	Total Element Score	Total Program Component Score (factored)	Total Deductions
6	Cakabey CETIN	TUR	7	12.04	4.24	7.80	0.00

#	Executed Elements	Info	Base Value	GOE	J1	J2	J3	J4	J5	J6	J7	J8	J9	Ref.	Scores of Panel
1	1F+1Lo		1.00	-0.07	-3	-1	-2	-1	-1						0.93
2	1A<<	<<	0.00	0.00	-	-	-	-	-						0.00
3	1S+1T		0.80	-0.05	-3	0	-2	-1	-1						0.75
4	1Lz		0.60	-0.08	-4	-1	-1	-1	-2						0.52
5	CCoSpBV		1.28	-0.38	-5	-2	-3	-3	-3						0.90
6	StSq		0.00	0.00	-	-	-	-	-						0.00
7	1F		0.50	-0.02	-3	0	-1	0	0						0.48
8	SSpB		1.10	-0.44	-5	-3	-4	-4	-4						0.66
			5.28												4.24
Program Components				Factor											
	Composition			1.67	1.25	1.75	2.00	1.75	1.75						1.75
	Presentation			1.67	1.25	1.50	1.75	1.50	1.50						1.50
	Skating Skills			1.67	0.50	1.25	2.00	1.50	1.50						1.42
Judges Total Program Component Score (factored)															7.80

Deductions:

0.00

Legend:		GOE	Grade of Execution	Jx	Judges (x=1-9)	Ref.	Referee
#	Sequence number	<	Under-rotated jump	F	Fall	q	Jump landed on the quarter

SKATE HELENA 2025 - CCBI

BASIC NOVICE II. GIRLS (1.7.2012 - 30.06.2014)

Pionir Ice Hall	31 JAN 2025	7:30	Free Skating
-----------------	-------------	------	--------------

Size of Skating Arena:	30m*60m
Ice Conditions:	very good
Number of Entries:	62
Number of Participants:	62

Entry Withdrawn:

Free Skating		
Duration:	2:30 +/- 10 seconds	
Segment Factor:	1.00	
Program Component Factors:	Composition	1.67
	Presentation	1.67
	Skating Skills	1.67

SKATE HELENA 2025 - CCBI

PANEL OF JUDGES

BASIC NOVICE II. GIRLS (1.7.2012 - 30.06.2014)

Officials

Technical Controller	Ms. Katarina GROF MITROVIC	SRB
Technical Specialist	Ms. Sandra PAVICIC	CRO
Technical Specialist	Ms. Anja BRATEC LESJAK	SLO

Judges

Referee	Ms. Eva SZILAGYI	HUN
Judge No. 1	Ms. Eva SZILAGYI	HUN
Judge No. 2	Ms. Adrianna ORDEANU	ROU
Judge No. 3	Ms. Ursa KRUSEC	SLO
Judge No. 4	Ms. Petra JASIC	SRB
Judge No. 5	Ms. Vasilisa BLAGOTIC	SRB

Data/Replay Operator

Data Operator	Ms. Jelena ABAY	SRB
Replay Operator	Ms. Svetoslava RYADKOVA	BUL

SKATE HELENA 2025 - CCBI**RESULTS****BASIC NOVICE II. GIRLS (1.7.2012 - 30.06.2014)**

Pl.	Name Club	Nation	Total Score	FS
1	Olga NOVESKI Skating Club Olimpik	SRB	43.18	1
2	Klara JEVNIK DK Jesenice	SLO	42.16	2
3	Olivia Zoe SZILI Ferencvarosi Torna Club	HUN	40.46	3
4	Milica DJOKOVIC Skating Club Olimpik	SRB	39.28	4
5	Kincso Dorina SIMON Ferencvarosi Torna Club	HUN	37.96	5
6	Tena SKALICKI Drsalni klub Celje	SLO	37.66	6
7	Beatrice BORISOVA SC Elite	BUL	37.54	7
8	Sofija MARKOVIC SC Slavija	SRB	37.35	8
9	Rafaela KOLEVA Skate Club Denkova Staviski	BUL	36.68	9
10	Mija HEBAR DK Jesenice	SLO	36.23	10
11	Lelle Agota MOLNAR A.C.S. De Hochei Pe Gheata KIRALYPINGVINEK Sfantu Gheorghe	ROU	35.95	11
12	Viola PILI Aosta Skating Club 2000	ITA	33.93	12
13	Sonja NOVESKI Skating Club Olimpik	SRB	33.91	13
14	Kosara DINEVA Sport Club Slavia	BUL	33.88	14
15	Vita Ema FERJAN DKK Stanko Bloudek Ljubljana	SLO	33.80	15
16	Taisia ZHVAKINA Sport Club Slavia	BUL	33.69	16
17	Nika MAKAROVIC DKK Stanko Bloudek Ljubljana	SLO	33.68	17
18	Aria Lusa KOGOVSEK DKK Stanko Bloudek Ljubljana	SLO	33.57	18
19	Adriana BOSSI Ice Emotion Associazione Sportiva Dilettantistica	ITA	32.48	19
20	Alexandra Catalina STANESCU Asociatia Clubul Sportiv EduSport	ROU	32.21	20
21	Tara SIMEUNOVIC Skating Club Olimpik	SRB	32.10	21
22	Mila SAVIC SC Slavija	SRB	31.01	22
23	Stela ATANASOVA SC Elite	BUL	30.13	23
24	Dmitra MILOSEV Figure skating club Mladost Belgrade	SRB	30.02	24
25	Elif Neva OZOGUL Altin Patienciler Sport Kulubu	TUR	29.58	25
26	Julija MUDRENOVIC SC Slavija	SRB	29.13	26

SKATE HELENA 2025 - CCBI

RESULTS

BASIC NOVICE II. GIRLS (1.7.2012 - 30.06.2014)

27	Laura Lola ANDRASIK Magyar Athletikai Club	HUN	28.56	27
28	Magdalena KANDIMIROVA SC Elite	BUL	28.49	28
29	Misa PREVEC DKK Stanko Bloudek Ljubljana	SLO	28.48	29
30	Anastasia ZENTVELDT Koninklijke Nederlandsche Schaatsenrijders Bond	NED	28.17	30
31	Katarina MILISIC Skating Club Olimpik	SRB	28.03	31
32	Bojidara REBURKOVSKA Skate Club Denkova Staviski	BUL	27.56	32
33	Sofia NESHEVA Sc Iceberg Sulis	BUL	26.83	33
34	Beren OZKAN Olympic 2023 Sports Club	TUR	26.38	34
35	Bozhidara MINKOVA Sc Ledeni Iskri	BUL	25.44	35
36	Ksenija SAVANOVIC Drzalni klub Celje	SLO	25.43	36
37	Melanie GRAKOVA SC Elite	BUL	24.71	37
38	Nikol KAMENOVA Sc Ledeni Iskri	BUL	24.48	38
39	Tanya IVANOVA Sport Club Slavia	BUL	24.20	39
40	Ludovica VIGNA Aosta Skating Club 2000	ITA	24.11	40
41	Miloslava SOKOLOVA Figure skating club Mladost Belgrade	SRB	24.10	41
42	Izabela NENDL Drzalni klub Celje	SLO	23.94	42
43	Ivayla RANGELOVA Skate Club Denkova Staviski	BUL	23.17	43
44	Djula SUTA Skating Federation of Bosnia and Herzegovina	BIH	23.12	44
45	Vaya CVETKOVA Sc Ledeni Iskri	BUL	23.00	45
46	Andriana YOLEVA Sport Club Slavia	BUL	22.60	46
47	Vasilija Freda BOYD Emirates Skating Club	UAE	22.49	47
48	Neva Nur KARAIBIS Istanbul Buz Yildizlari Sports Club	TUR	22.42	48
49	Daria STOILOVA Sport Club Slavia	BUL	21.71	49
50	Sofia GAGOVA SC Elite	BUL	20.93	50
51	Trena LAZIC Figure skating club Mladost Belgrade	SRB	20.88	51
52	Anna Maria YOSIFOVA Sport Club Slavia	BUL	19.99	52
53	Irina LAZOVIC Skating Club Olimpik	SRB	18.20	53

SKATE HELENA 2025 - CCBI

RESULTS

BASIC NOVICE II. GIRLS (1.7.2012 - 30.06.2014)

54	Aleksandra PETKOVA Skate Club Denkova Staviski	BUL	15.64	54
55	Zarja Iva KERNER Drsalni klub Celje	SLO	15.64	55
56	Diana CHAKALOVA Sport Club Slavia	BUL	14.11	56
57	Elitsa BOYADJIEVA Skate Club Denkova Staviski	BUL	12.87	57
58	Zeynep USAR Olympic 2023 Sports Club	TUR	12.86	58
Withdrawn				
	Petra NAGYOVA Slovak Figure Skating Association	SVK		WD
	Melis GOKKAYA Demirboga Sports Club	TUR		WD
	Ada OZCAKCI Gumus patenler	TUR		WD
	Erturk PERI Demirboga Sports Club	TUR		WD


Ms. Eva SZILAGYI, HUN
Referee

Ms. Katarina GROF MITROVIC, SRB
Technical Controller 

Legend:		
FS Free Skating	WD Withdrawn	Pl. Place

SKATE HELENA 2025 - CCBI

JUDGES DETAILS PER SKATER

BASIC NOVICE II. GIRLS (1.7.2012 - 30.06.2014) FREE SKATING

Rank	Name	Nation	Starting Number	Total Segment Score	Total Element Score	Total Program Component Score (factored)	Total Deductions
1	Olga NOVESKI	SRB	53	43.18	20.35	22.83	0.00

#	Executed Elements	Info	Base Value	GOE	J1	J2	J3	J4	J5	J6	J7	J8	J9	Ref.	Scores of Panel
1	2A+1A+SEQ		4.40	0.33	1	1	1	1	1						4.73
2	2Aq	q	3.30	-0.66	-2	-2	-1	-2	-2						2.64
3	2F!	!	1.80	-0.12	-1	0	-1	-1	0						1.68
4	CCoSp1		2.00	0.07	1	1	0	0	0						2.07
5	2Lz+2T		3.40	0.00	0	1	0	0	0						3.40
6	2Lo		1.70	0.06	0	0	1	0	1						1.76
7	StSq2		2.60	0.26	1	1	2	1	1						2.86
8	CSpB		1.10	0.11	1	1	1	1	1						1.21
			20.30												20.35
Program Components				Factor											
Composition				1.67	4.50	4.50	4.50	4.50	4.75					4.50	
Presentation				1.67	4.25	4.50	4.75	5.00	5.00					4.75	
Skating Skills				1.67	4.00	4.25	4.50	4.50	4.50					4.42	
Judges Total Program Component Score (factored)														22.83	

Deductions:

0.00

Rank	Name	Nation	Starting Number	Total Segment Score	Total Element Score	Total Program Component Score (factored)	Total Deductions
2	Klara JEVNIK	SLO	29	42.16	20.17	21.99	0.00

#	Executed Elements	Info	Base Value	GOE	J1	J2	J3	J4	J5	J6	J7	J8	J9	Ref.	Scores of Panel
1	2A		3.30	0.00	0	0	0	0	0						3.30
2	2Aq+2T	q	4.60	-0.77	-2	-2	-1	-3	-3						3.83
3	2S		1.30	0.13	1	0	1	1	1						1.43
4	2Lz+2Lo		3.80	0.21	1	1	1	1	0						4.01
5	CSpB		1.10	0.15	2	2	1	1	1						1.25
6	StSq1		1.80	0.24	2	2	1	1	1						2.04
7	2F		1.80	0.24	2	1	2	1	1						2.04
8	CCoSp1		2.00	0.27	1	2	1	2	0						2.27
			19.70												20.17
Program Components				Factor											
Composition				1.67	4.50	4.25	4.25	4.25	4.50					4.33	
Presentation				1.67	4.25	4.50	4.50	4.00	4.50					4.42	
Skating Skills				1.67	4.50	4.75	4.50	4.25	4.25					4.42	
Judges Total Program Component Score (factored)														21.99	

Deductions:

0.00

SKATE HELENA 2025 - CCBI

JUDGES DETAILS PER SKATER

BASIC NOVICE II. GIRLS (1.7.2012 - 30.06.2014) FREE SKATING

Rank	Name	Nation	Starting Number	Total Segment Score	Total Element Score	Total Program Component Score (factored)				Total Deductions					
3	Olivia Zoe SZILI	HUN	35	40.46	19.12	21.84				-0.50					
#	Executed Elements	Info	Base Value	GOE	J1	J2	J3	J4	J5	J6	J7	J8	J9	Ref.	Scores of Panel
1	2F+2T		3.10	0.18	1	1	1	1	1						3.28
2	2A<	<	2.64	-0.62	-2	-4	-3	-1	-2						2.02
3	2Lz+2Lo<	<	3.46	-0.35	-2	-1	-2	-1	-2						3.11
4	CSpB		1.10	0.00	0	1	-1	1	-1						1.10
5	StSq2		2.60	0.26	1	1	1	2	0						2.86
6	2S		1.30	0.13	1	1	1	1	1						1.43
7	2Lz		2.10	0.14	1	1	1	0	0						2.24
8	CCoSp2		2.50	0.58	3	2	3	2	2						3.08
			18.80											19.12	
Program Components				Factor											
Composition				1.67	4.25	4.25	3.75	4.50	4.50					4.33	
Presentation				1.67	4.50	4.50	4.25	4.50	4.25					4.42	
Skating Skills				1.67	4.00	4.25	4.25	4.75	4.50					4.33	
Judges Total Program Component Score (factored)													21.84		
Deductions:			Falls	-0.50	(1)							-0.50			

Rank	Name	Nation	Starting Number	Total Segment Score	Total Element Score	Total Program Component Score (factored)				Total Deductions					
4	Milica DJOKOVIC	SRB	45	39.28	17.85	21.43				0.00					
#	Executed Elements	Info	Base Value	GOE	J1	J2	J3	J4	J5	J6	J7	J8	J9	Ref.	Scores of Panel
1	2A<<	F <<	1.10	-0.55	-5	-5	-5	-5	-5						0.55
2	2Lz+1A+SEQ		3.20	0.21	1	1	1	1	0						3.41
3	CCoSp2		2.50	0.25	1	1	1	1	1						2.75
4	2F+2T		3.10	0.12	1	1	1	0	0						3.22
5	StSq2		2.60	0.26	1	1	1	1	1						2.86
6	2F		1.80	0.18	1	1	1	1	1						1.98
7	2Lo		1.70	0.17	1	1	0	1	1						1.87
8	SSpB		1.10	0.11	1	1	1	1	1						1.21
			17.10											17.85	
Program Components				Factor											
Composition				1.67	4.00	4.25	4.25	4.25	4.50					4.25	
Presentation				1.67	4.00	4.25	4.25	4.25	4.25					4.25	
Skating Skills				1.67	4.25	4.25	4.50	4.50	4.25					4.33	
Judges Total Program Component Score (factored)													21.43		
Deductions:													0.00		

SKATE HELENA 2025 - CCBI

JUDGES DETAILS PER SKATER

BASIC NOVICE II. GIRLS (1.7.2012 - 30.06.2014) FREE SKATING

Rank	Name	Nation	Starting Number	Total Segment Score	Total Element Score	Total Program Component Score (factored)	Total Deductions
5	Kincso Dorina SIMON	HUN	30	37.96	17.09	20.87	0.00

#	Executed Elements	Info	Base Value	GOE	J1	J2	J3	J4	J5	J6	J7	J8	J9	Ref.	Scores of Panel
1	2Lz+2Lo<	<	3.46	-0.42	-2	-2	-3	-2	-1						3.04
2	1A		1.10	0.11	1	0	1	1	1						1.21
3	2F!+2Tq	!!q	3.10	-0.66	-3	-3	-3	-5	-5						2.44
4	CSpB		1.10	0.00	0	1	-1	0	0						1.10
5	StSq2		2.60	0.26	2	1	1	1	1						2.86
6	2S		1.30	0.04	1	1	0	0	0						1.34
7	2Lz		2.10	0.00	0	0	0	0	0						2.10
8	CCoSp2		2.50	0.50	2	2	2	2	1						3.00
			17.26												17.09
Program Components				Factor											
Composition				1.67	4.50	4.50	3.75	3.75	4.50					4.25	
Presentation				1.67	4.50	4.75	3.50	3.75	4.25					4.17	
Skating Skills				1.67	4.25	4.50	3.75	4.00	4.00					4.08	
Judges Total Program Component Score (factored)														20.87	

Deductions:

0.00

Rank	Name	Nation	Starting Number	Total Segment Score	Total Element Score	Total Program Component Score (factored)	Total Deductions
6	Tena SKALICKI	SLO	19	37.66	18.87	18.79	0.00

#	Executed Elements	Info	Base Value	GOE	J1	J2	J3	J4	J5	J6	J7	J8	J9	Ref.	Scores of Panel
1	2A		3.30	0.00	0	0	0	-1	0						3.30
2	2A		3.30	0.33	1	1	2	0	1						3.63
3	CCoSp2		2.50	0.50	2	2	2	2	1						3.00
4	2Lz<	<	1.68	-0.50	-3	-2	-3	-3	-3						1.18
5	2F!q+2Lo<	!!q <	3.16	-0.90	-5	-5	-5	-5	-5						2.26
6	StSq1		1.80	0.00	0	1	0	0	0						1.80
7	2S+2T		2.60	-0.04	0	-1	0	0	-1						2.56
8	CSpB		1.10	0.04	1	1	0	0	0						1.14
			19.44												18.87
Program Components				Factor											
Composition				1.67	3.50	3.50	3.50	4.25	4.25					3.75	
Presentation				1.67	3.75	3.50	3.50	3.75	3.75					3.67	
Skating Skills				1.67	3.75	3.50	3.75	4.25	4.00					3.83	
Judges Total Program Component Score (factored)														18.79	

Deductions:

0.00

SKATE HELENA 2025 - CCBI

JUDGES DETAILS PER SKATER

BASIC NOVICE II. GIRLS (1.7.2012 - 30.06.2014) FREE SKATING

Rank	Name	Nation	Starting Number	Total Segment Score	Total Element Score	Total Program Component Score (factored)	Total Deductions
7	Beatrice BORISOVA	BUL	33	37.54	16.95	20.59	0.00

#	Executed Elements	Info	Base Value	GOE	J1	J2	J3	J4	J5	J6	J7	J8	J9	Ref.	Scores of Panel	
1	2A<<	<<	1.10	-0.48	-3	-5	-4	-4	-5						0.62	
2	2Fq+2Lo	q	3.50	-0.30	-3	-1	-2	-2	-1						3.20	
3	2Lz		2.10	0.00	0	0	0	1	0						2.10	
4	2S		1.30	0.00	0	0	0	0	0						1.30	
5	CCoSp2		2.50	0.17	1	1	0	1	0						2.67	
6	2F+2T		3.10	0.00	0	1	0	0	0						3.10	
7	SSpB		1.10	0.00	1	1	-1	-1	0						1.10	
8	StSq2		2.60	0.26	1	1	1	1	0						2.86	
			17.30												16.95	
Program Components				Factor												
Composition				1.67	4.25	4.25	4.00	4.25	4.25							4.25
Presentation				1.67	4.00	4.25	3.75	3.75	4.25							4.00
Skating Skills				1.67	3.75	4.25	4.00	4.25	4.00							4.08
Judges Total Program Component Score (factored)														20.59		

Deductions:

0.00

Rank	Name	Nation	Starting Number	Total Segment Score	Total Element Score	Total Program Component Score (factored)	Total Deductions
8	Sofija MARKOVIC	SRB	12	37.35	16.62	20.73	0.00

#	Executed Elements	Info	Base Value	GOE	J1	J2	J3	J4	J5	J6	J7	J8	J9	Ref.	Scores of Panel	
1	2Lzq+2Lo	q	3.80	-0.21	-1	-1	-1	-1	-1						3.59	
2	2A<<	<<	1.10	-0.44	-4	-4	-5	-4	-4						0.66	
3	2Fe+2T	e	2.74	-0.24	-2	1	-2	-1	-2						2.50	
4	CSpB		1.10	0.00	0	1	0	0	0						1.10	
5	StSq2		2.60	0.26	2	1	1	1	1						2.86	
6	2S		1.30	0.13	1	0	1	1	1						1.43	
7	2Lz		2.10	0.21	1	1	1	1	0						2.31	
8	FCCoSp2		2.50	-0.33	-2	1	-1	-2	-1						2.17	
			17.24												16.62	
Program Components				Factor												
Composition				1.67	4.25	4.25	4.25	4.00	3.25							4.17
Presentation				1.67	4.00	4.50	4.25	4.00	3.50							4.08
Skating Skills				1.67	4.25	4.50	4.25	4.00	3.25							4.17
Judges Total Program Component Score (factored)														20.73		

Deductions:

0.00

SKATE HELENA 2025 - CCBI

JUDGES DETAILS PER SKATER

BASIC NOVICE II. GIRLS (1.7.2012 - 30.06.2014) FREE SKATING

Rank	Name	Nation	Starting Number	Total Segment Score	Total Element Score	Total Program Component Score (factored)	Total Deductions
9	Rafaela KOLEVA	BUL	13	36.68	16.51	20.17	0.00

#	Executed Elements	Info	Base Value	GOE	J1	J2	J3	J4	J5	J6	J7	J8	J9	Ref.	Scores of Panel
1	2A<<	<<	1.10	-0.44	-4	-3	-4	-4	-4						0.66
2	2Lz+2T		3.40	0.21	1	1	1	1	0						3.61
3	2F!+2Lo	!	3.50	-0.12	0	-1	0	-1	-2						3.38
4	FCoSp2		2.50	-0.33	-1	1	-1	-2	-2						2.17
5	2Lz		2.10	0.14	1	1	0	1	0						2.24
6	StSq1		1.80	0.12	1	2	1	0	0						1.92
7	2S		1.30	0.09	1	1	0	1	0						1.39
8	SSpB		1.10	0.04	1	1	0	0	0						1.14
			16.80												16.51
Program Components				Factor											
Composition				1.67	3.75	4.25	3.75	4.25	3.50					3.92	
Presentation				1.67	3.75	4.50	4.50	4.00	3.50					4.08	
Skating Skills				1.67	3.75	4.25	4.50	4.25	3.00					4.08	
Judges Total Program Component Score (factored)														20.17	

Deductions:

0.00

Rank	Name	Nation	Starting Number	Total Segment Score	Total Element Score	Total Program Component Score (factored)	Total Deductions
10	Mija HEBAR	SLO	38	36.23	16.89	19.34	0.00

#	Executed Elements	Info	Base Value	GOE	J1	J2	J3	J4	J5	J6	J7	J8	J9	Ref.	Scores of Panel
1	1A		1.10	0.11	1	0	1	1	1						1.21
2	2Lz+2T		3.40	0.00	0	0	0	1	0						3.40
3	2F!+2Lo<	! <	3.16	-0.48	-2	-1	-3	-3	-5						2.68
4	2S		1.30	0.00	-1	0	0	0	0						1.30
5	CCoSp1		2.00	0.20	1	1	1	1	0						2.20
6	StSq2		2.60	0.26	1	1	1	1	0						2.86
7	2Lz		2.10	0.00	1	0	0	0	0						2.10
8	CSpB		1.10	0.04	1	1	0	0	0						1.14
			16.76												16.89
Program Components				Factor											
Composition				1.67	4.00	4.00	3.50	3.00	4.50					3.83	
Presentation				1.67	4.00	4.25	3.75	3.00	4.25					4.00	
Skating Skills				1.67	3.75	4.00	3.75	3.00	3.75					3.75	
Judges Total Program Component Score (factored)														19.34	

Deductions:

0.00

SKATE HELENA 2025 - CCBI

JUDGES DETAILS PER SKATER

BASIC NOVICE II. GIRLS (1.7.2012 - 30.06.2014) FREE SKATING

Rank	Name	Nation	Starting Number	Total Segment Score	Total Element Score	Total Program Component Score (factored)	Total Deductions
11	Lelle Agota MOLNAR	ROU	62	35.95	15.37	20.58	0.00

#	Executed Elements	Info	Base Value	GOE	J1	J2	J3	J4	J5	J6	J7	J8	J9	Ref.	Scores of Panel
1	2A<	<	2.64	-1.23	-4	-2	-5	-5	-5						1.41
2	2Lzq+2Tq	q q	3.40	-0.77	-2	-3	-4	-4	-4						2.63
3	2A<<	F <<	1.10	-0.55	-5	-5	-5	-5	-5						0.55
4	CSpB		1.10	0.07	1	1	0	1	0						1.17
5	StSq2		2.60	0.35	2	1	1	2	1						2.95
6	2Fq+2Lo<	q <	3.16	-0.72	-4	-4	-4	-5	-4						2.44
7	2S		1.30	0.09	1	1	0	1	0						1.39
8	FCCoSp2		2.50	0.33	2	2	1	1	1						2.83
			17.80												15.37
Program Components				Factor											
Composition				1.67	4.50	4.25	3.50	4.00	4.25					4.17	
Presentation				1.67	4.25	4.50	3.75	4.25	3.75					4.08	
Skating Skills				1.67	4.25	4.50	4.00	4.00	4.00					4.08	
Judges Total Program Component Score (factored)													20.58		

Deductions:

0.00

Rank	Name	Nation	Starting Number	Total Segment Score	Total Element Score	Total Program Component Score (factored)	Total Deductions
12	Viola PILI	ITA	8	33.93	16.13	17.80	0.00

#	Executed Elements	Info	Base Value	GOE	J1	J2	J3	J4	J5	J6	J7	J8	J9	Ref.	Scores of Panel
1	2F!	!	1.80	-0.36	-1	-1	-2	-3	-3						1.44
2	2Lo+1A+SEQ		2.80	0.00	0	0	0	0	-1						2.80
3	2Lz		2.10	-0.14	0	-1	-1	0	-1						1.96
4	StSqB		1.50	0.10	1	1	1	-1	0						1.60
5	2Lz+2T		3.40	-0.21	-1	-1	-1	-2	-1						3.19
6	CCoSp2		2.50	0.17	1	1	0	1	0						2.67
7	2S		1.30	0.00	0	0	0	0	0						1.30
8	SSpB		1.10	0.07	2	1	1	0	0						1.17
			16.50												16.13
Program Components				Factor											
Composition				1.67	4.25	4.25	3.50	3.50	3.00					3.75	
Presentation				1.67	4.25	4.50	3.50	3.00	2.75					3.58	
Skating Skills				1.67	3.50	4.50	3.50	3.00	2.50					3.33	
Judges Total Program Component Score (factored)													17.80		

Deductions:

0.00

SKATE HELENA 2025 - CCBI

JUDGES DETAILS PER SKATER

BASIC NOVICE II. GIRLS (1.7.2012 - 30.06.2014) FREE SKATING

Rank	Name	Nation	Starting Number	Total Segment Score	Total Element Score	Total Program Component Score (factored)	Total Deductions
13	Sonja NOVESKI	SRB	39	33.91	15.55	18.36	0.00

#	Executed Elements	Info	Base Value	GOE	J1	J2	J3	J4	J5	J6	J7	J8	J9	Ref.	Scores of Panel	
1	2A<+2T	<	3.94	-0.70	-2	-3	-3	-3	-2						3.24	
2	2Lz		2.10	0.00	0	-1	0	0	0						2.10	
3	2A<	F <	2.64	-1.32	-5	-5	-5	-5	-5						1.32	
4	CCoSp1V		1.50	-0.05	-1	0	0	-1	0						1.45	
5	2Fl+1A+SEQ	!	2.90	-0.24	-2	-1	-1	-1	-2						2.66	
6	2Lo		1.70	0.00	0	0	0	0	0						1.70	
7	StSq1		1.80	0.18	0	1	1	1	1						1.98	
8	SSpB		1.10	0.00	0	0	0	1	0						1.10	
			17.68												15.55	
Program Components				Factor												
Composition				1.67	3.50	3.50	3.50	3.75	4.25							3.58
Presentation				1.67	3.75	3.75	3.75	4.00	4.50							3.83
Skating Skills				1.67	3.50	3.50	3.50	3.75	4.00							3.58
Judges Total Program Component Score (factored)															18.36	

Deductions:

0.00

Rank	Name	Nation	Starting Number	Total Segment Score	Total Element Score	Total Program Component Score (factored)	Total Deductions
14	Kosara DINEVA	BUL	36	33.88	15.65	18.23	0.00

#	Executed Elements	Info	Base Value	GOE	J1	J2	J3	J4	J5	J6	J7	J8	J9	Ref.	Scores of Panel	
1	2Lz!+2Lo	!	3.80	-0.42	-1	-2	-2	-3	-2						3.38	
2	2F+2T<	<	2.84	-0.48	-3	-2	-3	-2	-4						2.36	
3	2Lz!	!	2.10	-0.42	-2	-1	-2	-2	-2						1.68	
4	CCoSp2		2.50	0.25	1	1	1	1	-1						2.75	
5	2S		1.30	0.00	0	0	0	0	0						1.30	
6	StSq1		1.80	0.18	1	1	1	1	0						1.98	
7	1A		1.10	0.00	0	0	0	-1	0						1.10	
8	SSpB		1.10	0.00	0	0	0	1	0						1.10	
			16.54												15.65	
Program Components				Factor												
Composition				1.67	4.00	3.50	3.50	3.50	3.75							3.58
Presentation				1.67	3.75	3.75	4.00	4.00	3.50							3.83
Skating Skills				1.67	3.50	3.75	3.50	3.50	3.50							3.50
Judges Total Program Component Score (factored)															18.23	

Deductions:

0.00

SKATE HELENA 2025 - CCBI

JUDGES DETAILS PER SKATER

BASIC NOVICE II. GIRLS (1.7.2012 - 30.06.2014) FREE SKATING

Rank	Name	Nation	Starting Number	Total Segment Score	Total Element Score	Total Program Component Score (factored)	Total Deductions
15	Vita Ema FERJAN	SLO	14	33.80	16.68	17.12	0.00

#	Executed Elements	Info	Base Value	GOE	J1	J2	J3	J4	J5	J6	J7	J8	J9	Ref.	Scores of Panel
1	2A<<	F <<	1.10	-0.55	-5	-5	-5	-5	-5						0.55
2	2Lz+2T		3.40	0.00	0	0	0	-1	0						3.40
3	2F+2Loq	q	3.50	-0.66	-3	-2	-4	-4	-4						2.84
4	2Lz		2.10	0.00	0	0	0	0	0						2.10
5	2S		1.30	0.00	0	-1	0	0	0						1.30
6	CCoSp2		2.50	0.25	1	1	1	1	0						2.75
7	StSq2		2.60	0.00	0	0	0	0	0						2.60
8	SSpB		1.10	0.04	0	0	0	1	1						1.14
			17.60												16.68
Program Components				Factor											
Composition				1.67	3.50	3.50	3.50	3.50	3.50						3.50
Presentation				1.67	3.50	3.25	3.50	3.50	3.25						3.42
Skating Skills				1.67	3.25	3.50	3.25	3.50	3.25						3.33
Judges Total Program Component Score (factored)															17.12

Deductions:

0.00

Rank	Name	Nation	Starting Number	Total Segment Score	Total Element Score	Total Program Component Score (factored)	Total Deductions
16	Taisia ZHVAKINA	BUL	10	33.69	14.48	19.21	0.00

#	Executed Elements	Info	Base Value	GOE	J1	J2	J3	J4	J5	J6	J7	J8	J9	Ref.	Scores of Panel
1	CCoSp2V		1.88	0.06	0	1	1	0	-1						1.94
2	2Lz+2Lo<<	<<	2.60	-0.63	-3	-3	-3	-3	-3						1.97
3	2Lz		2.10	0.21	1	1	1	1	0						2.31
4	2F		1.80	-0.18	-1	-1	0	-2	-1						1.62
5	SSpB		1.10	0.04	1	0	1	0	0						1.14
6	StSq1		1.80	0.18	1	1	1	1	0						1.98
7	2S+2T		2.60	-0.22	-2	-2	-1	0	-2						2.38
8	1A		1.10	0.04	0	0	1	1	0						1.14
			14.98												14.48
Program Components				Factor											
Composition				1.67	4.00	3.75	4.00	4.00	3.25						3.92
Presentation				1.67	3.75	3.75	4.25	4.00	3.00						3.83
Skating Skills				1.67	3.75	3.75	4.00	3.75	3.00						3.75
Judges Total Program Component Score (factored)															19.21

Deductions:

0.00

SKATE HELENA 2025 - CCBI

JUDGES DETAILS PER SKATER

BASIC NOVICE II. GIRLS (1.7.2012 - 30.06.2014) FREE SKATING

Rank	Name	Nation	Starting Number	Total Segment Score	Total Element Score	Total Program Component Score (factored)	Total Deductions
17	Nika MAKAROVIC	SLO	47	33.68	15.85	17.83	0.00

#	Executed Elements	Info	Base Value	GOE	J1	J2	J3	J4	J5	J6	J7	J8	J9	Ref.	Scores of Panel
1	2Lz+2Loq	q	3.80	-0.42	-2	-2	-2	-1	-3						3.38
2	2Fe+1A+SEQ	e	2.54	-0.29	-2	-2	-2	-4	-2						2.25
3	2S		1.30	-0.39	-3	-3	-3	-4	-3						0.91
4	CCoSp2		2.50	-0.25	-1	-1	0	-1	-2						2.25
5	2Lz		2.10	0.07	0	0	1	0	1						2.17
6	StSq2		2.60	0.09	-1	0	0	1	1						2.69
7	SSpB		1.10	0.00	-1	0	0	1	0						1.10
8	1A		1.10	0.00	0	-1	0	0	0						1.10
			17.04												15.85
Program Components				Factor											
	Composition			1.67	3.50	3.50	3.50	3.50	3.75						3.50
	Presentation			1.67	3.25	3.50	3.75	3.50	3.50						3.50
	Skating Skills			1.67	3.75	3.25	3.75	3.50	4.00						3.67
Judges Total Program Component Score (factored)				17.83											

Deductions:

0.00

Rank	Name	Nation	Starting Number	Total Segment Score	Total Element Score	Total Program Component Score (factored)	Total Deductions
18	Aria Lusa KOGOVSEK	SLO	5	33.57	16.46	18.11	-1.00

#	Executed Elements	Info	Base Value	GOE	J1	J2	J3	J4	J5	J6	J7	J8	J9	Ref.	Scores of Panel
1	2Lz+2T		3.40	0.00	0	0	1	0	0						3.40
2	2A		3.30	-0.99	-3	-3	-3	-4	-3						2.31
3	CSpB		1.10	0.11	2	1	1	1	1						1.21
4	2Fl+2A<+SEQ	F ! <	4.44	-1.32	-5	-5	-5	-5	-5						3.12
5	2S		1.30	-0.48	-4	-4	-3	-4	-3						0.82
6	StSq1		1.80	0.12	1	1	1	0	0						1.92
7	2Lo	F	1.70	-0.85	-5	-5	-5	-5	-5						0.85
8	CCoSp2		2.50	0.33	2	1	2	1	1						2.83
			19.54												16.46
Program Components				Factor											
	Composition			1.67	3.75	4.00	4.25	3.00	3.25						3.67
	Presentation			1.67	3.75	3.50	3.75	3.25	3.00						3.50
	Skating Skills			1.67	4.00	4.00	4.00	3.00	3.00						3.67
Judges Total Program Component Score (factored)				18.11											

Deductions: Time violation

-0.50

Falls

-0.50 (1)

-1.00

SKATE HELENA 2025 - CCBI

JUDGES DETAILS PER SKATER

BASIC NOVICE II. GIRLS (1.7.2012 - 30.06.2014) FREE SKATING

Rank	Name	Nation	Starting Number	Total Segment Score	Total Element Score	Total Program Component Score (factored)	Total Deductions
19	Adriana BOSSI	ITA	17	32.48	15.21	17.27	0.00

#	Executed Elements	Info	Base Value	GOE	J1	J2	J3	J4	J5	J6	J7	J8	J9	Ref.	Scores of Panel
1	2F+2Tq	q	3.10	-0.90	-5	-5	-5	-5	-5						2.20
2	2Lo		1.70	0.11	1	1	1	0	0						1.81
3	2Lz+1A+SEQ		3.20	0.00	0	0	0	0	0						3.20
4	SSpB		1.10	0.11	1	1	0	2	1						1.21
5	2Lz		2.10	-0.21	-1	-1	-1	0	-2						1.89
6	StSq1		1.80	0.00	0	0	0	0	0						1.80
7	1A		1.10	0.00	0	0	0	2	0						1.10
8	CCoSp2		2.50	-0.50	-3	0	-3	-1	-2						2.00
			16.60												15.21
Program Components				Factor											
	Composition			1.67	3.50	3.50	3.25	4.00	3.50						3.50
	Presentation			1.67	3.50	3.50	3.00	3.75	3.25						3.42
	Skating Skills			1.67	3.50	3.50	3.25	4.00	3.00						3.42
Judges Total Program Component Score (factored)															17.27

Deductions:

0.00

Rank	Name	Nation	Starting Number	Total Segment Score	Total Element Score	Total Program Component Score (factored)	Total Deductions
20	Alexandra Catalina STANESCU	ROU	54	32.21	13.55	18.66	0.00

#	Executed Elements	Info	Base Value	GOE	J1	J2	J3	J4	J5	J6	J7	J8	J9	Ref.	Scores of Panel
1	2A<<+2T	<<	2.40	-0.61	-4	-3	-5	-5	-5						1.79
2	CSpB		1.10	0.11	2	0	1	1	1						1.21
3	2A<<	<<	1.10	-0.44	-4	-3	-4	-4	-4						0.66
4	CCoSp2		2.50	0.42	2	2	2	1	1						2.92
5	2Lz!<	F !<	1.68	-0.84	-5	-5	-5	-5	-5						0.84
6	2F		1.80	-0.12	0	0	-1	-1	-1						1.68
7	2S+2Lo		3.00	0.00	0	0	0	0	0						3.00
8	StSqB		1.50	-0.05	0	0	-1	-1	0						1.45
			15.08												13.55
Program Components				Factor											
	Composition			1.67	4.00	4.00	3.50	4.00	3.75						3.92
	Presentation			1.67	3.75	4.00	3.50	3.75	3.50						3.67
	Skating Skills			1.67	3.75	4.00	3.25	3.50	3.50						3.58
Judges Total Program Component Score (factored)															18.66

Deductions:

0.00

SKATE HELENA 2025 - CCBI

JUDGES DETAILS PER SKATER

BASIC NOVICE II. GIRLS (1.7.2012 - 30.06.2014) FREE SKATING

Rank	Name	Nation	Starting Number	Total Segment Score	Total Element Score	Total Program Component Score (factored)	Total Deductions
21	Tara SIMEUNOVIC	SRB	40	32.10	13.71	18.39	0.00

#	Executed Elements	Info	Base Value	GOE	J1	J2	J3	J4	J5	J6	J7	J8	J9	Ref.	Scores of Panel
1	1A+2T		2.40	0.00	0	0	0	1	0						2.40
2	2Fq	q	1.80	-0.36	-2	-2	-2	-2	-2						1.44
3	2Lz<	<	1.68	-0.84	-4	-5	-5	-5	-5						0.84
4	CCoSp2		2.50	0.25	1	1	1	1	-1						2.75
5	2S<+2Lo<	< <	2.40	-0.54	-4	-4	-4	-4	-4						1.86
6	StSqB		1.50	0.05	0	1	1	0	0						1.55
7	2Lo		1.70	0.00	0	0	0	1	0						1.70
8	SSpB		1.10	0.07	-1	0	1	1	1						1.17
			15.08												13.71
Program Components				Factor											
Composition				1.67	3.50	3.50	3.75	3.75	4.00					3.67	
Presentation				1.67	3.75	3.25	3.50	3.75	3.75					3.67	
Skating Skills				1.67	3.75	3.50	3.50	3.75	3.75					3.67	
Judges Total Program Component Score (factored)														18.39	

Deductions:

0.00

Rank	Name	Nation	Starting Number	Total Segment Score	Total Element Score	Total Program Component Score (factored)	Total Deductions
22	Mila SAVIC	SRB	55	31.01	14.73	16.28	0.00

#	Executed Elements	Info	Base Value	GOE	J1	J2	J3	J4	J5	J6	J7	J8	J9	Ref.	Scores of Panel
1	2Lz+2T		3.40	-0.35	-2	-1	-1	-2	-2						3.05
2	2F+1A+SEQ		2.90	-0.12	-1	0	0	-1	-1						2.78
3	FCCoSp1		2.00	-0.20	-2	-1	0	-1	-1						1.80
4	StSqB		1.50	0.00	0	0	-2	0	0						1.50
5	2Lzq	q	2.10	-0.49	-3	-2	-2	-2	-3						1.61
6	CSpB		1.10	-0.11	-1	-1	-2	0	-1						0.99
7	2Lo		1.70	0.00	0	0	0	0	0						1.70
8	2S		1.30	0.00	0	0	0	0	0						1.30
			16.00												14.73
Program Components				Factor											
Composition				1.67	3.25	3.25	3.25	3.25	3.50					3.25	
Presentation				1.67	3.25	3.25	3.00	3.25	3.00					3.17	
Skating Skills				1.67	3.50	3.50	3.25	3.25	3.25					3.33	
Judges Total Program Component Score (factored)														16.28	

Deductions:

0.00

SKATE HELENA 2025 - CCBI

JUDGES DETAILS PER SKATER

BASIC NOVICE II. GIRLS (1.7.2012 - 30.06.2014) FREE SKATING

Rank	Name	Nation	Starting Number	Total Segment Score	Total Element Score	Total Program Component Score (factored)	Total Deductions
23	Stela ATANASOVA	BUL	28	30.13	12.86	17.27	0.00

#	Executed Elements	Info	Base Value	GOE	J1	J2	J3	J4	J5	J6	J7	J8	J9	Ref.	Scores of Panel
1	2Lzq+2Lo<	q <	3.46	-0.84	-4	-4	-4	-4	-5						2.62
2	2Lz<	F <	1.68	-0.84	-5	-5	-5	-5	-5						0.84
3	1A		1.10	0.00	0	0	0	0	0						1.10
4	CCoSp2		2.50	-0.08	0	0	1	-1	-1						2.42
5	StSq1		1.80	0.00	0	0	-1	1	0						1.80
6	2Flq+2T<	!!q <	2.84	-0.90	-5	-5	-5	-5	-5						1.94
7	2Sq	q	1.30	-0.30	-2	-3	-1	-3	-2						1.00
8	SSpB		1.10	0.04	0	0	0	1	1						1.14
			15.78												12.86
Program Components				Factor											
Composition				1.67	3.75	3.25	3.50	3.00	3.50					3.42	
Presentation				1.67	3.75	3.50	3.50	3.25	3.25					3.42	
Skating Skills				1.67	3.50	3.50	3.50	3.00	3.50					3.50	
Judges Total Program Component Score (factored)														17.27	

Deductions:

0.00

Rank	Name	Nation	Starting Number	Total Segment Score	Total Element Score	Total Program Component Score (factored)	Total Deductions
24	Dmitra MILOSEV	SRB	25	30.02	13.32	16.70	0.00

#	Executed Elements	Info	Base Value	GOE	J1	J2	J3	J4	J5	J6	J7	J8	J9	Ref.	Scores of Panel
1	2Flq+1A+SEQ	!!q	2.90	-0.54	-3	-3	-2	-3	-4						2.36
2	1Lze	e	0.48	-0.24	-5	-5	-5	-4	-5						0.24
3	2S+2Lo<	<	2.66	-0.32	-2	-2	-3	-3	-2						2.34
4	CCoSp2		2.50	0.25	1	1	1	1	1						2.75
5	2Fq	q	1.80	-0.42	-2	-2	-1	-3	-3						1.38
6	2T		1.30	0.00	-1	0	0	0	0						1.30
7	StSq1		1.80	-0.06	0	0	-1	1	-1						1.74
8	SSpB		1.10	0.11	1	0	1	1	1						1.21
			14.54												13.32
Program Components				Factor											
Composition				1.67	3.50	3.25	3.25	3.00	4.00					3.33	
Presentation				1.67	3.50	3.50	3.25	3.00	3.75					3.42	
Skating Skills				1.67	3.25	3.50	3.50	3.00	3.00					3.25	
Judges Total Program Component Score (factored)														16.70	

Deductions:

0.00

SKATE HELENA 2025 - CCBI

JUDGES DETAILS PER SKATER

BASIC NOVICE II. GIRLS (1.7.2012 - 30.06.2014) FREE SKATING

Rank	Name	Nation	Starting Number	Total Segment Score	Total Element Score	Total Program Component Score (factored)	Total Deductions
25	Elif Neva OZOGUL	TUR	37	29.58	13.30	16.28	0.00

#	Executed Elements	Info	Base Value	GOE	J1	J2	J3	J4	J5	J6	J7	J8	J9	Ref.	Scores of Panel
1	2Lo		1.70	0.00	0	0	0	0	0						1.70
2	SSpB		1.10	0.00	0	0	0	0	1						1.10
3	2Lz+1A+SEQ		3.20	-0.28	-1	-1	-1	-3	-2						2.92
4	2Lze	e	1.68	-0.73	-1	-5	-4	-4	-5						0.95
5	2Feq	e q	1.44	-0.72	-5	-5	-5	-5	-5						0.72
6	StSq1		1.80	-0.12	0	0	-1	-1	-1						1.68
7	1A+2T		2.40	-0.17	-1	-4	0	-2	-1						2.23
8	CCoSp2		2.50	-0.50	-2	-2	-2	-2	-2						2.00
			15.82												13.30
Program Components				Factor											
Composition				1.67	3.50	3.25	3.00	2.50	3.75					3.25	
Presentation				1.67	3.50	3.50	3.25	2.50	3.50					3.42	
Skating Skills				1.67	3.50	3.25	2.75	2.50	3.25					3.08	
Judges Total Program Component Score (factored)												16.28			

Deductions:

0.00

Rank	Name	Nation	Starting Number	Total Segment Score	Total Element Score	Total Program Component Score (factored)	Total Deductions
26	Julija MUDRENOVIC	SRB	16	29.13	13.97	15.16	0.00

#	Executed Elements	Info	Base Value	GOE	J1	J2	J3	J4	J5	J6	J7	J8	J9	Ref.	Scores of Panel
1	2S+2Lo		3.00	0.00	0	0	0	0	-1						3.00
2	2Lz<	<	1.68	-0.39	-2	0	-3	-3	-2						1.29
3	2Lo+1A+SEQ		2.80	-0.06	-1	0	0	-1	0						2.74
4	CCoSp2		2.50	-0.17	-1	0	0	-1	-1						2.33
5	2F!<	!<	1.44	-0.43	-3	0	-3	-3	-3						1.01
6	StSqB		1.50	-0.10	0	0	-1	-1	-1						1.40
7	2T		1.30	-0.13	-1	0	-1	-1	-1						1.17
8	CSpB		1.10	-0.07	-1	0	-1	-2	0						1.03
			15.32												13.97
Program Components				Factor											
Composition				1.67	3.25	3.25	3.00	2.75	3.00					3.08	
Presentation				1.67	3.25	3.25	3.00	2.75	2.50					3.00	
Skating Skills				1.67	3.25	3.25	3.00	2.50	2.75					3.00	
Judges Total Program Component Score (factored)												15.16			

Deductions:

0.00

SKATE HELENA 2025 - CCBI

JUDGES DETAILS PER SKATER

BASIC NOVICE II. GIRLS (1.7.2012 - 30.06.2014) FREE SKATING

Rank	Name	Nation	Starting Number	Total Segment Score	Total Element Score	Total Program Component Score (factored)	Total Deductions
27	Laura Lola ANDRASIK	HUN	52	28.56	11.88	16.68	0.00

#	Executed Elements	Info	Base Value	GOE	J1	J2	J3	J4	J5	J6	J7	J8	J9	Ref.	Scores of Panel
1	2S		1.30	0.00	0	0	1	0	0						1.30
2	CSpB		1.10	0.00	0	0	0	-1	0						1.10
3	2Lzeq	F e q	1.68	-0.84	-5	-5	-5	-5	-5						0.84
4	2F+2T<	<	2.84	-0.36	-2	-2	-2	-2	-3						2.48
5	2Lze<+2Loq	e < q	2.96	-0.85	-5	-5	-5	-5	-5						2.11
6	1A		1.10	0.00	0	0	0	0	0						1.10
7	StSq1		1.80	0.00	0	0	0	0	-1						1.80
8	FCCoSp1V		1.50	-0.35	-3	-2	-3	-2	0						1.15
			14.28												11.88
Program Components				Factor											
Composition				1.67	3.50	3.25	3.25	2.75	3.50					3.33	
Presentation				1.67	3.50	3.25	3.75	3.00	3.25					3.33	
Skating Skills				1.67	3.25	3.50	3.50	2.75	3.25					3.33	
Judges Total Program Component Score (factored)														16.68	

Deductions:

0.00

Rank	Name	Nation	Starting Number	Total Segment Score	Total Element Score	Total Program Component Score (factored)	Total Deductions
28	Magdalena KANDIMIROVA	BUL	43	28.49	13.39	15.60	-0.50

#	Executed Elements	Info	Base Value	GOE	J1	J2	J3	J4	J5	J6	J7	J8	J9	Ref.	Scores of Panel
1	1A+2T		2.40	0.00	0	0	0	0	0						2.40
2	2F<	<	1.44	-0.38	-3	-2	-3	0	-3						1.06
3	2Lo+1A+SEQ		2.80	0.00	0	0	0	-1	0						2.80
4	CCoSp2V		1.88	-0.13	0	1	0	-2	-2						1.75
5	2Lz		2.10	-0.70	-4	-4	-1	-3	-3						1.40
6	StSq1		1.80	-0.18	-1	0	-1	-1	-1						1.62
7	2S		1.30	0.00	0	0	0	0	0						1.30
8	SSpB		1.10	-0.04	0	0	-1	-1	1						1.06
			14.82												13.39
Program Components				Factor											
Composition				1.67	3.25	3.25	3.00	2.75	3.50					3.17	
Presentation				1.67	3.00	3.50	2.75	2.75	3.00					2.92	
Skating Skills				1.67	3.50	3.50	2.75	3.00	3.25					3.25	
Judges Total Program Component Score (factored)														15.60	

Deductions: Time violation

-0.50

-0.50

SKATE HELENA 2025 - CCBI

JUDGES DETAILS PER SKATER

BASIC NOVICE II. GIRLS (1.7.2012 - 30.06.2014) FREE SKATING

Rank	Name	Nation	Starting Number	Total Segment Score	Total Element Score	Total Program Component Score (factored)	Total Deductions
29	Misa PREVEC	SLO	41	28.48	11.93	16.55	0.00

#	Executed Elements	Info	Base Value	GOE	J1	J2	J3	J4	J5	J6	J7	J8	J9	Ref.	Scores of Panel
1	2Lz!	!	2.10	-1.05	-5	-5	-5	-5	-5						1.05
2	2Fq+1A+SEQ	q	2.90	-0.66	-3	-4	-3	-4	-4						2.24
3	2F	F	1.80	-0.90	-5	-5	-5	-5	-5						0.90
4	CCoSp1		2.00	-0.33	-2	-2	0	-1	-2						1.67
5	2Lo+1T		2.10	-0.23	-1	-1	-2	-1	-2						1.87
6	SSpB		1.10	0.00	0	0	1	0	0						1.10
7	StSq1		1.80	0.00	0	0	0	0	0						1.80
8	2S		1.30	0.00	0	0	0	0	0						1.30
			15.10												11.93
Program Components				Factor											
Composition				1.67	3.25	3.25	3.25	3.50	3.75						3.33
Presentation				1.67	3.25	3.25	3.25	3.25	3.50						3.25
Skating Skills				1.67	3.25	3.25	3.50	3.25	3.50						3.33
Judges Total Program Component Score (factored)															16.55

Deductions: **0.00**

Rank	Name	Nation	Starting Number	Total Segment Score	Total Element Score	Total Program Component Score (factored)	Total Deductions
30	Anastasia ZENTVELDT	NED	58	28.17	11.82	16.85	-0.50

#	Executed Elements	Info	Base Value	GOE	J1	J2	J3	J4	J5	J6	J7	J8	J9	Ref.	Scores of Panel
1	1A+1A+SEQ		2.20	0.11	1	1	1	1	1						2.31
2	2Lo<+2Lo<	< <	2.72	-0.68	-5	-5	-4	-5	-5						2.04
3	2F<	<	1.44	-0.29	-2	-2	-3	-2	-2						1.15
4	CCoSp1V		1.50	0.00	-1	0	0	0	0						1.50
5	2Lz<	<	1.68	-0.45	-3	-2	-3	-2	-3						1.23
6	StSq1		1.80	0.00	0	0	-1	0	0						1.80
7	2S<	<	1.04	-0.24	-2	-2	-3	-3	-2						0.80
8	SSpB		1.10	-0.11	-1	-1	-1	-1	-1						0.99
			13.48												11.82
Program Components				Factor											
Composition				1.67	3.75	3.25	3.25	3.25	3.75						3.42
Presentation				1.67	3.50	3.25	3.50	3.25	3.50						3.42
Skating Skills				1.67	3.25	3.25	3.25	3.25	3.25						3.25
Judges Total Program Component Score (factored)															16.85

Deductions: Time violation **-0.50**

SKATE HELENA 2025 - CCBI

JUDGES DETAILS PER SKATER

BASIC NOVICE II. GIRLS (1.7.2012 - 30.06.2014) FREE SKATING

Rank	Name	Nation	Starting Number	Total Segment Score	Total Element Score	Total Program Component Score (factored)	Total Deductions
31	Katarina MILISIC	SRB	20	28.03	12.58	15.45	0.00

#	Executed Elements	Info	Base Value	GOE	J1	J2	J3	J4	J5	J6	J7	J8	J9	Ref.	Scores of Panel
1	2S+2T<	<	2.34	-0.35	-2	-2	-3	-3	-3						1.99
2	2F<	<	1.44	-0.29	-2	-2	-3	-2	-2						1.15
3	2S+1A+SEQ		2.40	0.00	0	0	0	0	0						2.40
4	CCoSp2		2.50	0.00	1	1	-1	0	-2						2.50
5	2Lo		1.70	0.00	1	0	0	-1	0						1.70
6	2Lz!<<	F ! <<	0.60	-0.30	-5	-5	-5	-5	-5						0.30
7	StSqB		1.50	-0.10	0	0	-2	-1	-1						1.40
8	SSpB		1.10	0.04	1	0	0	1	0						1.14
			13.58												12.58
Program Components				Factor											
Composition				1.67	3.50	3.50	2.25	3.00	3.25					3.25	
Presentation				1.67	3.50	3.25	2.25	2.75	3.00					3.00	
Skating Skills				1.67	3.25	3.50	2.25	3.00	2.75					3.00	
Judges Total Program Component Score (factored)														15.45	

Deductions:

0.00

Rank	Name	Nation	Starting Number	Total Segment Score	Total Element Score	Total Program Component Score (factored)	Total Deductions
32	Bojidara REBURKOVSKA	BUL	31	27.56	10.44	17.12	0.00

#	Executed Elements	Info	Base Value	GOE	J1	J2	J3	J4	J5	J6	J7	J8	J9	Ref.	Scores of Panel
1	2Lz<<	<<	0.60	-0.30	-5	-5	-5	-5	-5						0.30
2	2F<+2Tq	< q	2.74	-0.58	-4	-4	-4	-4	-5						2.16
3	CCoSp1		2.00	0.00	0	0	0	0	-1						2.00
4	1A		1.10	0.00	0	-1	0	0	0						1.10
5	2Lz<+1Lo	<	2.18	-0.61	-4	-3	-4	-3	-4						1.57
6	SSpB		1.10	0.00	0	0	0	-1	0						1.10
7	StSqB		1.50	-0.05	-1	0	0	0	-1						1.45
8	2S<	<	1.04	-0.28	-2	-2	-3	-3	-4						0.76
			12.26												10.44
Program Components				Factor											
Composition				1.67	3.50	3.50	3.25	3.00	3.75					3.42	
Presentation				1.67	3.75	3.75	3.50	3.50	3.50					3.58	
Skating Skills				1.67	3.25	3.75	3.25	3.00	3.25					3.25	
Judges Total Program Component Score (factored)														17.12	

Deductions:

0.00

SKATE HELENA 2025 - CCBI

JUDGES DETAILS PER SKATER

BASIC NOVICE II. GIRLS (1.7.2012 - 30.06.2014) FREE SKATING

Rank	Name	Nation	Starting Number	Total Segment Score	Total Element Score	Total Program Component Score (factored)	Total Deductions
33	Sofia NESHEVA	BUL	60	26.83	10.41	16.42	0.00

#	Executed Elements	Info	Base Value	GOE	J1	J2	J3	J4	J5	J6	J7	J8	J9	Ref.	Scores of Panel
1	2F<	F <	1.44	-0.72	-5	-5	-5	-5	-5						0.72
2	2F<+2T<	< <	2.48	-0.63	-4	-4	-4	-5	-5						1.85
3	2S<	<	1.04	-0.21	-2	-2	-2	-3	-2						0.83
4	CCoSp2		2.50	-0.33	-1	-2	-1	0	-2						2.17
5	2Lze<	e <	1.26	-0.59	-5	-5	-5	-4	-4						0.67
6	StSqB		1.50	-0.15	-2	0	0	-2	-1						1.35
7	1Aq+2Lo<	q <	2.46	-0.63	-4	-4	-5	-5	-5						1.83
8	CSpB		1.10	-0.11	-1	-1	-2	0	-1						0.99
			13.78												10.41
Program Components				Factor											
Composition				1.67	3.25	3.25	3.25	3.25	3.75					3.25	
Presentation				1.67	3.25	3.50	3.50	3.00	3.25					3.33	
Skating Skills				1.67	3.25	3.25	3.25	3.00	3.50					3.25	
Judges Total Program Component Score (factored)														16.42	

Deductions:

0.00

Rank	Name	Nation	Starting Number	Total Segment Score	Total Element Score	Total Program Component Score (factored)	Total Deductions
34	Beren OZKAN	TUR	48	26.38	9.11	17.27	0.00

#	Executed Elements	Info	Base Value	GOE	J1	J2	J3	J4	J5	J6	J7	J8	J9	Ref.	Scores of Panel
1	2Lz<<+1A+SEQ	<<	1.70	-0.44	-4	-4	-3	-4	-4						1.26
2	CSpB		1.10	0.22	2	2	2	1	2						1.32
3	2F<<	<<	0.50	-0.20	-5	-4	-4	-4	-4						0.30
4	2Lz<<+2T<<	F << <<	1.00	-0.30	-5	-5	-5	-5	-5						0.70
5	2S		1.30	-0.26	-2	-2	-2	-3	-1						1.04
6	StSq1		1.80	-0.06	0	0	0	-1	-1						1.74
7	2Lo<<	<<	0.50	-0.17	-3	-3	-3	-4	-4						0.33
8	CCoSp2		2.50	-0.08	0	1	0	-1	-1						2.42
			10.40												9.11
Program Components				Factor											
Composition				1.67	3.50	3.25	3.50	2.75	3.75					3.42	
Presentation				1.67	3.50	3.50	3.50	2.75	3.50					3.50	
Skating Skills				1.67	3.50	3.50	3.25	2.50	3.50					3.42	
Judges Total Program Component Score (factored)														17.27	

Deductions:

0.00

SKATE HELENA 2025 - CCBI

JUDGES DETAILS PER SKATER

BASIC NOVICE II. GIRLS (1.7.2012 - 30.06.2014) FREE SKATING

Rank	Name	Nation	Starting Number	Total Segment Score	Total Element Score	Total Program Component Score (factored)	Total Deductions
35	Bozhidara MINKOVA	BUL	4	25.44	10.82	14.62	0.00

#	Executed Elements	Info	Base Value	GOE	J1	J2	J3	J4	J5	J6	J7	J8	J9	Ref.	Scores of Panel
1	2Loq	F q	1.70	-0.85	-5	-5	-5	-5	-5						0.85
2	StSqB		1.50	0.05	1	1	0	0	0						1.55
3	2S+1A+SEQ		2.40	0.00	0	0	0	0	0						2.40
4	CCoSp1		2.00	0.13	1	1	1	-1	0						2.13
5	2F	F	1.80	-0.90	-5	-5	-5	-5	-5						0.90
6	2Lo<	F <	1.36	-0.68	-5	-5	-5	-5	-5						0.68
7	CSpB		1.10	-0.22	-2	-2	-3	-2	-2						0.88
8	1A+1T		1.50	-0.07	0	0	-1	-1	-2						1.43
			13.36												10.82
Program Components				Factor											
Composition				1.67	3.00	3.25	3.25	2.25	2.25					2.83	
Presentation				1.67	3.25	3.50	3.25	2.00	2.25					2.92	
Skating Skills				1.67	3.50	3.50	3.00	2.25	2.50					3.00	
Judges Total Program Component Score (factored)														14.62	

Deductions:

0.00

Rank	Name	Nation	Starting Number	Total Segment Score	Total Element Score	Total Program Component Score (factored)	Total Deductions
36	Ksenija SAVANOVIC	SLO	27	25.43	10.40	15.03	0.00

#	Executed Elements	Info	Base Value	GOE	J1	J2	J3	J4	J5	J6	J7	J8	J9	Ref.	Scores of Panel
1	2Lz<<+1A+SEQ	<<	1.70	-0.40	-3	-3	-4	-4	-4						1.30
2	2Lo<+2T<<	< <<	1.76	-0.68	-5	-5	-5	-5	-5						1.08
3	CCoSp2		2.50	0.00	0	0	0	0	0						2.50
4	2S<	<	1.04	-0.21	-2	-2	-2	-2	-3						0.83
5	StSqB		1.50	0.00	0	0	0	0	-1						1.50
6	2Fl<	! <	1.44	-0.58	-4	-3	-4	-4	-5						0.86
7	2Lz<	<	1.68	-0.45	-2	-2	-3	-3	-3						1.23
8	CSpB		1.10	0.00	0	0	0	1	0						1.10
			12.72												10.40
Program Components				Factor											
Composition				1.67	3.25	3.25	2.75	2.75	3.25					3.08	
Presentation				1.67	3.25	3.25	2.75	2.25	2.75					2.92	
Skating Skills				1.67	3.25	3.25	2.50	2.75	3.00					3.00	
Judges Total Program Component Score (factored)														15.03	

Deductions:

0.00

SKATE HELENA 2025 - CCBI

JUDGES DETAILS PER SKATER

BASIC NOVICE II. GIRLS (1.7.2012 - 30.06.2014) FREE SKATING

Rank	Name	Nation	Starting Number	Total Segment Score	Total Element Score	Total Program Component Score (factored)	Total Deductions
37	Melanie GRAKOVA	BUL	11	24.71	11.63	13.08	0.00

#	Executed Elements	Info	Base Value	GOE	J1	J2	J3	J4	J5	J6	J7	J8	J9	Ref.	Scores of Panel
1	1A+2Lo<	<	2.46	-0.32	-2	-2	-2	-3	-3						2.14
2	2Lo<+1A+SEQ	<	2.46	-0.27	-2	-2	-2	-3	-2						2.19
3	2Fq	q	1.80	-0.48	-4	-2	-2	-3	-3						1.32
4	SSpB		1.10	0.04	0	0	0	1	1						1.14
5	2Lz<	<	1.68	-0.39	-4	-2	-2	-3	-2						1.29
6	StSqB		1.50	-0.20	-2	-1	-2	-1	-1						1.30
7	2S<	<	1.04	-0.35	-4	-4	-3	-3	-3						0.69
8	CCoSp2V		1.88	-0.32	-2	-2	-2	-1	-1						1.56
			13.92												11.63
Program Components				Factor											
	Composition			1.67	2.75	2.75	2.50	2.50	3.00						2.67
	Presentation			1.67	2.75	2.25	2.50	2.50	3.00						2.58
	Skating Skills			1.67	2.75	2.50	2.25	2.50	2.75						2.58
Judges Total Program Component Score (factored)															13.08

Deductions:

0.00

Rank	Name	Nation	Starting Number	Total Segment Score	Total Element Score	Total Program Component Score (factored)	Total Deductions
38	Nikol KAMENOVA	BUL	18	24.48	10.41	14.07	0.00

#	Executed Elements	Info	Base Value	GOE	J1	J2	J3	J4	J5	J6	J7	J8	J9	Ref.	Scores of Panel
1	1A+2Lo<	<	2.46	-0.36	-2	-2	-3	-3	-3						2.10
2	2S<+2T<	< <	2.08	-0.45	-4	-4	-5	-4	-5						1.63
3	StSqB		1.50	-0.25	-3	-2	-2	-1	-1						1.25
4	1A		1.10	0.00	0	0	0	0	0						1.10
5	CoSp1		1.70	-0.17	-1	0	-1	-2	-1						1.53
6	2F<	<	1.44	-0.43	-3	-3	-3	-3	-4						1.01
7	2Loq	q	1.70	-0.79	-5	-5	-4	-3	-5						0.91
8	CSpB		1.10	-0.22	-2	0	-2	-3	-2						0.88
			13.08												10.41
Program Components				Factor											
	Composition			1.67	2.50	3.00	3.00	2.75	2.75						2.83
	Presentation			1.67	2.50	3.00	3.00	2.75	3.00						2.92
	Skating Skills			1.67	2.50	3.00	2.75	2.50	2.75						2.67
Judges Total Program Component Score (factored)															14.07

Deductions:

0.00

SKATE HELENA 2025 - CCBI

JUDGES DETAILS PER SKATER

BASIC NOVICE II. GIRLS (1.7.2012 - 30.06.2014) FREE SKATING

Rank	Name	Nation	Starting Number	Total Segment Score	Total Element Score	Total Program Component Score (factored)	Total Deductions
39	Tanya IVANOVA	BUL	32	24.20	9.58	14.62	0.00

#	Executed Elements	Info	Base Value	GOE	J1	J2	J3	J4	J5	J6	J7	J8	J9	Ref.	Scores of Panel
1	2F<	<	1.44	-0.48	-3	-2	-3	-5	-4						0.96
2	2Lo<	<<	1.36	-0.45	-3	-2	-3	-4	-5						0.91
3	1A+2Lo<	<	2.46	-0.41	-3	-2	-3	-3	-3						2.05
4	SSpB		1.10	0.00	0	0	0	0	0						1.10
5	2S<	F <	1.04	-0.52	-5	-5	-5	-5	-5						0.52
6	1Lz!+1A<+SEQ	!!<	1.48	-0.29	-3	-4	-2	-3	-5						1.19
7	StSqB		1.50	-0.15	-1	-1	-2	-1	-1						1.35
8	CCoSp1V		1.50	0.00	0	0	0	0	-1						1.50
			11.88												9.58
Program Components				Factor											
Composition				1.67	3.00	3.25	3.00	2.75	3.00					3.00	
Presentation				1.67	3.00	3.50	2.75	2.75	2.50					2.83	
Skating Skills				1.67	3.00	3.25	3.00	2.75	2.75					2.92	
Judges Total Program Component Score (factored)														14.62	

Deductions:

0.00

Rank	Name	Nation	Starting Number	Total Segment Score	Total Element Score	Total Program Component Score (factored)	Total Deductions
40	Ludovica VIGNA	ITA	46	24.11	8.68	15.43	0.00

#	Executed Elements	Info	Base Value	GOE	J1	J2	J3	J4	J5	J6	J7	J8	J9	Ref.	Scores of Panel
1	StSq1		1.80	0.06	0	0	0	1	1						1.86
2	2Lo<	<	1.36	-0.36	-3	-2	-3	-2	-3						1.00
3	2T<<	<<	0.40	-0.13	-3	-3	-4	-3	-4						0.27
4	2Sq+1A+SEQ	q	2.40	-0.39	-3	-3	-2	-3	-3						2.01
5	CCoSp1V		1.50	-0.25	-2	-2	-1	-1	-2						1.25
6	1A<+2Lo<<	< <<	1.38	-0.44	-5	-4	-5	-5	-5						0.94
7	2F!<<	!!<<	0.50	-0.25	-5	-4	-5	-5	-5						0.25
8	CSpB		1.10	0.00	0	0	-2	0	0						1.10
			10.44												8.68
Program Components				Factor											
Composition				1.67	3.50	3.25	2.75	2.75	3.25					3.08	
Presentation				1.67	3.50	3.50	2.50	3.00	3.50					3.33	
Skating Skills				1.67	3.00	3.25	2.50	2.50	3.00					2.83	
Judges Total Program Component Score (factored)														15.43	

Deductions:

0.00

SKATE HELENA 2025 - CCBI

JUDGES DETAILS PER SKATER

BASIC NOVICE II. GIRLS (1.7.2012 - 30.06.2014) FREE SKATING

Rank	Name	Nation	Starting Number	Total Segment Score	Total Element Score	Total Program Component Score (factored)	Total Deductions
41	Miloslava SOKOLOVA	SRB	59	24.10	9.07	15.03	0.00

#	Executed Elements	Info	Base Value	GOE	J1	J2	J3	J4	J5	J6	J7	J8	J9	Ref.	Scores of Panel
1	2S		1.30	-0.26	-1	-1	-2	-3	-3						1.04
2	2S		1.30	-0.13	-1	-2	-1	0	-1						1.17
3	CCoSp1		2.00	-0.53	-3	-3	-3	-2	-2						1.47
4	2T<<	F <<	0.40	-0.20	-5	-5	-5	-5	-5						0.20
5	1Lz+1A+SEQ	F	1.70	-0.55	-5	-5	-5	-5	-5						1.15
6	1A+1Lo		1.60	-0.11	-1	-1	-1	-2	-1						1.49
7	SSpB		1.10	0.00	0	0	0	0	0						1.10
8	StSqB		1.50	-0.05	-2	0	0	0	-1						1.45
			10.90												9.07
Program Components				Factor											
	Composition			1.67	3.25	3.25	3.00	2.75	3.25						3.17
	Presentation			1.67	3.25	3.50	3.00	2.75	2.75						3.00
	Skating Skills			1.67	3.00	3.25	2.75	2.75	2.50						2.83
Judges Total Program Component Score (factored)															15.03

Deductions:

0.00

Rank	Name	Nation	Starting Number	Total Segment Score	Total Element Score	Total Program Component Score (factored)	Total Deductions
42	Izabela NENDL	SLO	15	23.94	9.61	14.33	0.00

#	Executed Elements	Info	Base Value	GOE	J1	J2	J3	J4	J5	J6	J7	J8	J9	Ref.	Scores of Panel
1	2Lo<<+1Lo	<<	1.00	-0.17	-3	-3	-3	-4	-4						0.83
2	2Lz<<	<<	0.60	-0.24	-4	-3	-5	-4	-4						0.36
3	2F<<	<<	0.50	-0.22	-5	-5	-4	-4	-4						0.28
4	CCoSp2		2.50	-0.33	-1	-1	1	-2	-2						2.17
5	2S+1A+SEQ		2.40	-0.26	-2	-3	-1	-2	-2						2.14
6	2S		1.30	-0.13	-1	-1	0	-2	-1						1.17
7	SSpB		1.10	0.00	0	0	0	0	0						1.10
8	StSq1		1.80	-0.24	-2	-2	-1	0	-1						1.56
			11.20												9.61
Program Components				Factor											
	Composition			1.67	3.25	3.00	2.75	2.75	3.25						3.00
	Presentation			1.67	3.00	2.50	2.50	2.75	3.00						2.75
	Skating Skills			1.67	3.00	3.00	2.50	2.75	2.75						2.83
Judges Total Program Component Score (factored)															14.33

Deductions:

0.00

SKATE HELENA 2025 - CCBI

JUDGES DETAILS PER SKATER

BASIC NOVICE II. GIRLS (1.7.2012 - 30.06.2014) FREE SKATING

Rank	Name	Nation	Starting Number	Total Segment Score	Total Element Score	Total Program Component Score (factored)				Total Deductions					
43	Ivayla RANGELOVA	BUL	2	23.17	11.06	12.11				0.00					
#	Executed Elements	Info	Base Value	GOE	J1	J2	J3	J4	J5	J6	J7	J8	J9	Ref.	Scores of Panel
1	1A+2Lo		2.80	-0.17	-1	-1	-1	-1	-1						2.63
2	2Lz		2.10	-0.42	-3	-2	-2	-2	-2						1.68
3	StSq	F	0.00	0.00	-	-	-	-	-						0.00
4	CoSpBV		1.13	-0.04	0	0	-1	0	-1						1.09
5	2Lo		1.70	-0.23	-2	-1	-1	-2	-1						1.47
6	2F		1.80	-0.48	-3	-2	-3	-3	-2						1.32
7	2S+2T	F	2.60	-0.65	-5	-5	-5	-5	-5						1.95
8	SSpB		1.10	-0.18	0	0	-3	-2	-4						0.92
			13.23											11.06	
Program Components				Factor											
Composition				1.67	2.75	2.50	2.75	2.25	2.00					2.50	
Presentation				1.67	2.50	2.50	2.50	2.00	1.75					2.33	
Skating Skills				1.67	2.50	2.50	2.50	2.25	2.00					2.42	
Judges Total Program Component Score (factored)													12.11		
Deductions:											0.00				

Rank	Name	Nation	Starting Number	Total Segment Score	Total Element Score	Total Program Component Score (factored)				Total Deductions					
44	Djula SUTA	BIH	7	23.12	8.92	14.20				0.00					
#	Executed Elements	Info	Base Value	GOE	J1	J2	J3	J4	J5	J6	J7	J8	J9	Ref.	Scores of Panel
1	2Lo<	<	1.36	-0.41	-3	-3	-3	-4	-3						0.95
2	1Lz+1A+SEQ		1.70	-0.04	0	0	0	-1	-1						1.66
3	SSpB		1.10	-0.22	-2	-2	-2	-2	0						0.88
4	1A+1T		1.50	-0.15	-2	-1	-1	-1	-2						1.35
5	2Sq	F q	1.30	-0.65	-5	-5	-5	-5	-5						0.65
6	1F		0.50	0.00	0	0	0	0	0						0.50
7	StSqB		1.50	-0.10	-1	0	0	-1	-1						1.40
8	CCoSp1		2.00	-0.47	-3	-1	-2	-2	-5						1.53
			10.96											8.92	
Program Components				Factor											
Composition				1.67	3.50	3.25	3.00	2.25	2.25					2.83	
Presentation				1.67	3.25	3.25	3.25	2.50	2.00					3.00	
Skating Skills				1.67	3.00	3.00	3.25	2.00	2.00					2.67	
Judges Total Program Component Score (factored)													14.20		
Deductions:											0.00				

SKATE HELENA 2025 - CCBI

JUDGES DETAILS PER SKATER

BASIC NOVICE II. GIRLS (1.7.2012 - 30.06.2014) FREE SKATING

Rank	Name	Nation	Starting Number	Total Segment Score	Total Element Score	Total Program Component Score (factored)	Total Deductions
45	Vaya CVETKOVA	BUL	23	23.00	7.28	15.72	0.00

#	Executed Elements	Info	Base Value	GOE	J1	J2	J3	J4	J5	J6	J7	J8	J9	Ref.	Scores of Panel
1	1A		1.10	-0.04	-1	0	0	0	-1						1.06
2	2S<	F <	1.04	-0.52	-5	-5	-5	-5	-5						0.52
3	2Lo<<	F <<	0.50	-0.25	-5	-5	-5	-5	-5						0.25
4	SSpB		1.10	-0.04	0	0	-1	-1	0						1.06
5	StSqB		1.50	-0.15	-1	-1	-1	-1	0						1.35
6	2F<<	<<	0.50	-0.17	-5	-3	-4	-3	-3						0.33
7	2S<+1Aq+SEQ	<q	2.14	-0.48	-4	-4	-4	-5	-5						1.66
8	CCoSp1V		1.50	-0.45	-2	-3	-4	-2	-4						1.05
			9.38												7.28
Program Components				Factor											
	Composition			1.67	3.50	3.25	2.75	2.50	3.75						3.17
	Presentation			1.67	3.75	3.25	2.75	2.75	3.50						3.17
	Skating Skills			1.67	3.00	3.25	3.00	2.50	3.25						3.08
Judges Total Program Component Score (factored)															15.72

Deductions:

0.00

Rank	Name	Nation	Starting Number	Total Segment Score	Total Element Score	Total Program Component Score (factored)	Total Deductions
46	Andriana YOLEVA	BUL	3	22.60	9.09	13.51	0.00

#	Executed Elements	Info	Base Value	GOE	J1	J2	J3	J4	J5	J6	J7	J8	J9	Ref.	Scores of Panel
1	2Sq	q	1.30	-0.35	-2	-3	-2	-3	-3						0.95
2	2S		1.30	0.00	0	0	0	0	-1						1.30
3	SSpB		1.10	0.00	0	0	0	0	0						1.10
4	2Lo<	F <	1.36	-0.68	-5	-5	-5	-5	-5						0.68
5	1A+1Lo		1.60	0.00	0	0	0	-1	0						1.60
6	CCoSp1		2.00	0.00	0	0	0	-2	0						2.00
7	1A+1T		1.50	-0.04	0	0	0	-1	-1						1.46
8	StSq		0.00	0.00	-	-	-	-	-						0.00
			10.16												9.09
Program Components				Factor											
	Composition			1.67	3.00	3.00	2.75	2.50	2.25						2.75
	Presentation			1.67	3.25	3.00	2.75	2.25	2.00						2.67
	Skating Skills			1.67	2.75	3.00	2.75	2.50	2.00						2.67
Judges Total Program Component Score (factored)															13.51

Deductions:

0.00

SKATE HELENA 2025 - CCBI

JUDGES DETAILS PER SKATER

BASIC NOVICE II. GIRLS (1.7.2012 - 30.06.2014) FREE SKATING

Rank	Name	Nation	Starting Number	Total Segment Score	Total Element Score	Total Program Component Score (factored)	Total Deductions
47	Vasilia Freda BOYD	UAE	49	22.49	8.71	13.78	0.00

#	Executed Elements	Info	Base Value	GOE	J1	J2	J3	J4	J5	J6	J7	J8	J9	Ref.	Scores of Panel
1	2Sq+2T<	F q <	2.34	-0.65	-5	-5	-5	-5	-5						1.69
2	2S+1A+SEQ		2.40	-0.30	-3	-2	-1	-3	-2						2.10
3	SSpB		1.10	0.00	0	0	0	0	0						1.10
4	1Lz!	!	0.60	-0.12	-1	-1	-2	-3	-3						0.48
5	StSqB		1.50	-0.30	-3	-2	-2	-2	-2						1.20
6	2Lo<<	<<	0.50	-0.18	-3	-3	-4	-4	-5						0.32
7	1Aq	q	1.10	-0.26	-2	-2	-2	-3	-4						0.84
8	CCoSpBV		1.28	-0.30	-3	-2	-2	-2	-5						0.98
			10.82												8.71
Program Components				Factor											
	Composition			1.67	3.00	3.00	2.50	2.25	3.25						2.83
	Presentation			1.67	2.75	3.00	2.50	2.25	3.00						2.75
	Skating Skills			1.67	2.75	2.75	2.50	2.00	2.75						2.67
Judges Total Program Component Score (factored)															13.78

Deductions:

0.00

Rank	Name	Nation	Starting Number	Total Segment Score	Total Element Score	Total Program Component Score (factored)	Total Deductions
48	Neva Nur KARAIBIS	TUR	22	22.42	10.31	12.11	0.00

#	Executed Elements	Info	Base Value	GOE	J1	J2	J3	J4	J5	J6	J7	J8	J9	Ref.	Scores of Panel
1	2Lz		2.10	-0.42	-3	-2	-1	-2	-2						1.68
2	Lo	F	0.00	0.00	-	-	-	-	-						0.00
3	2S+2T<<	<<	1.70	-0.61	-4	-5	-5	-4	-5						1.09
4	2Lz		2.10	-0.42	-3	-2	-2	-2	-1						1.68
5	CCoSp2		2.50	0.00	0	0	0	0	0						2.50
6	StSq		0.00	0.00	-	-	-	-	-						0.00
7	2Fq+1A+SEQ	q	2.90	-0.60	-3	-3	-4	-3	-5						2.30
8	SSpB		1.10	-0.04	-1	0	0	-1	0						1.06
			12.40												10.31
Program Components				Factor											
	Composition			1.67	2.00	2.50	2.50	2.25	3.25						2.42
	Presentation			1.67	2.00	2.25	2.75	2.00	3.25						2.33
	Skating Skills			1.67	2.50	2.50	2.50	2.25	3.00						2.50
Judges Total Program Component Score (factored)															12.11

Deductions:

0.00

SKATE HELENA 2025 - CCBI

JUDGES DETAILS PER SKATER

BASIC NOVICE II. GIRLS (1.7.2012 - 30.06.2014) FREE SKATING

Rank	Name	Nation	Starting Number	Total Segment Score	Total Element Score	Total Program Component Score (factored)	Total Deductions
49	Daria STOILOVA	BUL	51	21.71	9.20	12.51	0.00

#	Executed Elements	Info	Base Value	GOE	J1	J2	J3	J4	J5	J6	J7	J8	J9	Ref.	Scores of Panel
1	2S+1Lo<<	<<	1.30	-0.43	-4	-3	-3	-3	-4						0.87
2	1A		1.10	0.00	0	0	0	-1	0						1.10
3	2F<	<	1.44	-0.72	-5	-5	-5	-5	-5						0.72
4	CCoSp1		2.00	-0.20	-1	-2	-1	-1	-1						1.80
5	2S		1.30	-0.13	-1	-1	0	-1	-1						1.17
6	2Lo<<+1A+SEQ	<<	1.60	-0.37	-3	-4	-3	-3	-4						1.23
7	StSqB		1.50	-0.25	-3	-3	-1	-1	-1						1.25
8	SSpB		1.10	-0.04	0	0	0	-1	-1						1.06
			11.34												9.20
Program Components				Factor											
Composition				1.67	2.25	2.50	2.75	2.50	3.25						2.58
Presentation				1.67	2.00	2.25	2.50	2.25	3.00						2.33
Skating Skills				1.67	2.75	2.50	2.50	2.25	2.75						2.58
Judges Total Program Component Score (factored)															12.51

Deductions:

0.00

Rank	Name	Nation	Starting Number	Total Segment Score	Total Element Score	Total Program Component Score (factored)	Total Deductions
50	Sofia GAGOVA	BUL	21	20.93	7.70	13.23	0.00

#	Executed Elements	Info	Base Value	GOE	J1	J2	J3	J4	J5	J6	J7	J8	J9	Ref.	Scores of Panel
1	1A+2T<<	<<	1.50	-0.40	-3	-3	-4	-4	-4						1.10
2	2Lo<<	<<	0.50	-0.18	-3	-3	-4	-4	-4						0.32
3	CCoSp1V		1.50	-0.20	-1	0	-1	-2	-2						1.30
4	1Lz+1A+SEQ		1.70	-0.07	0	0	-1	-1	-2						1.63
5	StSqB		1.50	-0.30	-2	-2	-2	-2	-2						1.20
6	2S<	<	1.04	-0.31	-3	-2	-3	-3	-4						0.73
7	1Fe	e	0.40	-0.08	-2	-2	-2	-2	-2						0.32
8	SSpB		1.10	0.00	0	0	0	-1	0						1.10
			9.24												7.70
Program Components				Factor											
Composition				1.67	3.00	3.00	2.25	2.00	3.00						2.75
Presentation				1.67	3.25	3.25	2.25	2.00	2.50						2.67
Skating Skills				1.67	2.75	3.25	2.00	2.00	2.75						2.50
Judges Total Program Component Score (factored)															13.23

Deductions:

0.00

SKATE HELENA 2025 - CCBI

JUDGES DETAILS PER SKATER

BASIC NOVICE II. GIRLS (1.7.2012 - 30.06.2014) FREE SKATING

Rank	Name	Nation	Starting Number	Total Segment Score	Total Element Score	Total Program Component Score (factored)	Total Deductions
51	Trena LAZIC	SRB	6	20.88	7.38	13.50	0.00

#	Executed Elements	Info	Base Value	GOE	J1	J2	J3	J4	J5	J6	J7	J8	J9	Ref.	Scores of Panel
1	1Lz+1Lo		1.10	-0.02	0	0	-1	-2	0						1.08
2	1A		1.10	-0.07	0	0	-1	-1	-1						1.03
3	CoSpBV		1.13	-0.08	0	0	0	-3	-2						1.05
4	1Lz+1T		1.00	-0.02	0	0	0	-1	-1						0.98
5	1F!	!	0.50	-0.07	0	-1	-1	-2	-2						0.43
6	1S		0.40	-0.03	0	0	-1	-1	-1						0.37
7	SSpB		1.10	-0.11	-1	-1	-1	-1	-1						0.99
8	StSqB		1.50	-0.05	0	0	0	-1	-1						1.45
			7.83												7.38
Program Components				Factor											
	Composition			1.67	3.50	3.50	2.75	2.25	2.00						2.83
	Presentation			1.67	3.50	3.50	2.50	2.00	2.25						2.75
	Skating Skills			1.67	3.25	3.25	2.50	1.75	1.75						2.50
Judges Total Program Component Score (factored)															13.50

Deductions:

0.00

Rank	Name	Nation	Starting Number	Total Segment Score	Total Element Score	Total Program Component Score (factored)	Total Deductions
52	Anna Maria YOSIFOVA	BUL	44	19.99	6.43	14.06	-0.50

#	Executed Elements	Info	Base Value	GOE	J1	J2	J3	J4	J5	J6	J7	J8	J9	Ref.	Scores of Panel
1	1A		1.10	0.04	1	0	0	1	0						1.14
2	2F<<	F <<	0.50	-0.25	-5	-5	-5	-5	-5						0.25
3	2Lo<<	<<	0.50	-0.17	-3	-3	-4	-3	-4						0.33
4	2Lo<<+1T	<<	0.90	-0.20	-4	-3	-4	-4	-5						0.70
5	CCoSp1		2.00	0.20	1	1	1	-1	1						2.20
6	1Lz!+1A+SEQ	F !	1.70	-0.55	-5	-5	-5	-5	-5						1.15
7	StSq		0.00	0.00	-	-	-	-	-						0.00
8	SSpB		1.10	-0.44	-4	0	-4	-4	-5						0.66
			7.80												6.43
Program Components				Factor											
	Composition			1.67	3.00	3.00	2.25	2.00	3.25						2.75
	Presentation			1.67	3.25	3.25	2.25	2.50	3.00						2.92
	Skating Skills			1.67	3.00	3.25	2.50	2.00	2.75						2.75
Judges Total Program Component Score (factored)															14.06

Deductions: Time violation

-0.50

-0.50

SKATE HELENA 2025 - CCBI

JUDGES DETAILS PER SKATER

BASIC NOVICE II. GIRLS (1.7.2012 - 30.06.2014) FREE SKATING

Rank	Name	Nation	Starting Number	Total Segment Score	Total Element Score	Total Program Component Score (factored)	Total Deductions
53	Irina LAZOVIC	SRB	9	18.20	7.77	10.43	0.00

#	Executed Elements	Info	Base Value	GOE	J1	J2	J3	J4	J5	J6	J7	J8	J9	Ref.	Scores of Panel
1	1A		1.10	-0.37	-4	-4	-3	-3	-3						0.73
2	CCoSp1		2.00	-0.33	-1	-1	-2	-3	-2						1.67
3	2S<	<	1.04	-0.42	-4	-3	-4	-4	-5						0.62
4	StSqB		1.50	-0.30	-2	-2	-3	-2	-2						1.20
5	2S<+1T	<	1.44	-0.35	-3	-3	-3	-4	-4						1.09
6	1A		1.10	-0.22	-2	-2	-2	-2	-2						0.88
7	1F		0.50	-0.02	0	0	0	-1	-1						0.48
8	SSpB		1.10	0.00	0	0	0	0	-1						1.10
			9.78												7.77
Program Components				Factor											
	Composition			1.67	2.25	2.50	2.00	1.50	2.25						2.17
	Presentation			1.67	2.00	2.25	2.00	1.75	2.25						2.08
	Skating Skills			1.67	2.25	2.25	1.75	1.75	2.00						2.00
Judges Total Program Component Score (factored)															10.43

Deductions:

0.00

Rank	Name	Nation	Starting Number	Total Segment Score	Total Element Score	Total Program Component Score (factored)	Total Deductions
54	Aleksandra PETKOVA	BUL	42	15.64	4.92	10.72	0.00

#	Executed Elements	Info	Base Value	GOE	J1	J2	J3	J4	J5	J6	J7	J8	J9	Ref.	Scores of Panel
1	SSpB		1.10	-0.04	0	0	0	-1	-1						1.06
2	1A		1.10	-0.04	-1	-1	0	0	0						1.06
3	1A<+1T	<	1.28	-0.29	-4	-4	-3	-3	-3						0.99
4	2S<	<	1.04	-0.35	-3	-3	-4	-3	-4						0.69
5	1Lo+2Lo<<	<<	1.00	-0.22	-4	-3	-4	-5	-5						0.78
6	StSq		0.00	0.00	-	-	-	-	-						0.00
7	1Lze	e	0.48	-0.14	-3	-3	-3	-2	-3						0.34
8	CoSp	F	0.00	0.00	-	-	-	-	-						0.00
			6.00												4.92
Program Components				Factor											
	Composition			1.67	2.25	2.25	2.00	1.75	3.25						2.17
	Presentation			1.67	2.25	2.25	2.25	2.25	3.50						2.25
	Skating Skills			1.67	2.00	2.25	1.75	1.75	3.25						2.00
Judges Total Program Component Score (factored)															10.72

Deductions:

0.00

SKATE HELENA 2025 - CCBI

JUDGES DETAILS PER SKATER

BASIC NOVICE II. GIRLS (1.7.2012 - 30.06.2014) FREE SKATING

Rank	Name	Nation	Starting Number	Total Segment Score	Total Element Score	Total Program Component Score (factored)	Total Deductions
55	Zarja Iva KERNER	SLO	24	15.64	5.49	10.15	0.00

#	Executed Elements	Info	Base Value	GOE	J1	J2	J3	J4	J5	J6	J7	J8	J9	Ref.	Scores of Panel	
1	2S<+1A<+SEQ	< <	1.92	-0.52	-5	-5	-5	-5	-5						1.40	
2	2Lo<<+1T	<<	0.90	-0.18	-4	-3	-4	-3	-5						0.72	
3	2F<<	F <<	0.50	-0.25	-5	-5	-5	-5	-5						0.25	
4	CCoSpBV		1.28	-0.13	-1	-1	-1	-2	-1						1.15	
5	StSq		0.00	0.00	-	-	-	-	-						0.00	
6	2Lo<<	F <<	0.50	-0.25	-5	-5	-5	-5	-5						0.25	
7	1Aq	q	1.10	-0.33	-3	-3	-3	-3	-5						0.77	
8	CSpB		1.10	-0.15	-2	-2	0	-1	-1						0.95	
			7.30												5.49	
Program Components				Factor												
Composition				1.67	2.00	2.25	2.00	2.00	3.00							2.08
Presentation				1.67	2.00	2.25	1.75	1.75	2.75							2.00
Skating Skills				1.67	2.00	2.25	1.75	1.75	2.75							2.00
Judges Total Program Component Score (factored)															10.15	

Deductions:

0.00

Rank	Name	Nation	Starting Number	Total Segment Score	Total Element Score	Total Program Component Score (factored)	Total Deductions
56	Diana CHAKALOVA	BUL	50	14.11	5.48	8.63	0.00

#	Executed Elements	Info	Base Value	GOE	J1	J2	J3	J4	J5	J6	J7	J8	J9	Ref.	Scores of Panel	
1	1A		1.10	-0.22	-1	-2	-2	-2	-2						0.88	
2	1Lz+1Loq	q	1.10	-0.18	-3	-3	-3	-2	-4						0.92	
3	1F+1T		0.90	-0.15	-4	-3	-2	-3	-3						0.75	
4	CCoSpB		1.70	-0.51	-3	-3	-3	-3	-3						1.19	
5	1A	F	1.10	-0.55	-5	-5	-5	-5	-5						0.55	
6	2S<<	F <<	0.40	-0.20	-5	-5	-5	-5	-5						0.20	
7	StSq		0.00	0.00	-	-	-	-	-						0.00	
8	SSpB		1.10	-0.11	0	-1	-2	-1	-1						0.99	
			7.40												5.48	
Program Components				Factor												
Composition				1.67	1.25	1.50	2.00	1.75	2.75							1.75
Presentation				1.67	1.50	1.25	1.75	1.75	2.25							1.67
Skating Skills				1.67	1.75	1.50	1.75	1.75	2.00							1.75
Judges Total Program Component Score (factored)															8.63	

Deductions:

0.00

SKATE HELENA 2025 - CCBI

JUDGES DETAILS PER SKATER

BASIC NOVICE II. GIRLS (1.7.2012 - 30.06.2014) FREE SKATING

Rank	Name	Nation	Starting Number	Total Segment Score	Total Element Score	Total Program Component Score (factored)	Total Deductions
57	Elitsa BOYADJIEVA	BUL	34	12.87	4.95	7.92	0.00

#	Executed Elements	Info	Base Value	GOE	J1	J2	J3	J4	J5	J6	J7	J8	J9	Ref.	Scores of Panel
1	SSpB		1.10	0.00	0	0	0	1	0						1.10
2	1Lz!+1T	!	1.00	-0.24	-5	-4	-4	-3	-4						0.76
3	1A<<	<<	0.00	0.00	-	-	-	-	-						0.00
4	CCoSp1		2.00	-0.40	-2	-2	-2	-2	-1						1.60
5	1F+1Lo		1.00	-0.05	-2	-1	-1	0	-1						0.95
6	1Lz!	!	0.60	-0.26	-5	-4	-4	-5	-4						0.34
7	2S<<	<<	0.40	-0.20	-5	-5	-5	-5	-5						0.20
8	StSq		0.00	0.00	-	-	-	-	-						0.00
			6.10												4.95
Program Components				Factor											
Composition				1.67	1.50	1.25	1.50	1.75	2.75					1.58	
Presentation				1.67	1.50	1.00	1.50	1.75	2.50					1.58	
Skating Skills				1.67	1.50	1.00	1.50	1.75	2.25					1.58	
Judges Total Program Component Score (factored)											7.92				

Deductions:

0.00

Rank	Name	Nation	Starting Number	Total Segment Score	Total Element Score	Total Program Component Score (factored)	Total Deductions
58	Zeynep USAR	TUR	1	12.86	4.36	8.50	0.00

#	Executed Elements	Info	Base Value	GOE	J1	J2	J3	J4	J5	J6	J7	J8	J9	Ref.	Scores of Panel
1	1F+1Lo		1.00	-0.07	-1	-1	-2	-2	-1						0.93
2	SSpB		1.10	-0.22	-2	-2	-2	-2	-1						0.88
3	1Lo		0.50	-0.12	-2	-2	-2	-3	-3						0.38
4	1Lz!	!	0.60	-0.18	-3	-3	-3	-3	-2						0.42
5	StSq		0.00	0.00	-	-	-	-	-						0.00
6	1S+1T		0.80	-0.11	-2	-1	-4	-4	-2						0.69
7	A		0.00	0.00	-	-	-	-	-						0.00
8	CCoSpBV		1.28	-0.22	-1	-1	-2	-4	-2						1.06
			5.28												4.36
Program Components				Factor											
Composition				1.67	2.00	2.00	1.50	1.25	1.75					1.75	
Presentation				1.67	2.25	2.00	1.50	1.25	1.50					1.67	
Skating Skills				1.67	2.00	2.00	1.25	1.25	1.75					1.67	
Judges Total Program Component Score (factored)											8.50				

Deductions:

0.00

Legend:

#	Sequence number	GOE	Grade of Execution	Jx	Judges (x=1-9)	Ref.	Referee
e	Wrong edge	<	Under-rotated jump	<<	Downgraded jump	!	Not clear edge
F	Fall	q	Jump landed on the quarter				

SKATE HELENA 2025 - CCBI

CUBS BOYS (1.7.2014 - 30.6.2016)

Pionir Ice Hall	30 JAN 2025	16:03	Free Skating
-----------------	-------------	-------	--------------

Size of Skating Arena:	30m*60m
Ice Conditions:	very good
Number of Entries:	4
Number of Participants:	4

Entry Withdrawn:

Free Skating		
Duration:	2:00 +/- 10 seconds	
Segment Factor:	1.00	
Program Component Factors:	Composition	1.67
	Presentation	1.67
	Skating Skills	1.67

SKATE HELENA 2025 - CCBI
PANEL OF JUDGES
CUBS BOYS (1.7.2014 - 30.6.2016)

Officials

Technical Controller	Mr. Matjaz KRUSEC	SLO
Technical Specialist	Ms. Albeno ALADJOVA	BUL
Technical Specialist	Ms. Vojislava VASOVIC	SRB

Judges

Referee	Ms. Sanda DUBRAVCIC SIMUNJAK	CRO
Judge No. 1	Ms. Sanda DUBRAVCIC SIMUNJAK	CRO
Judge No. 2	Ms. Nadejda HODJEVA	BUL
Judge No. 3	Ms. Neda RAKOVIC	SRB
Judge No. 4	Ms. Jovana MITROVIC	SRB

Data/Replay Operator

Data Operator	Ms. Jelena ABAY	SRB
Replay Operator	Ms. Petra JASIC	SRB

SKATE HELENA 2025 - CCBI

RESULTS

CUBS BOYS (1.7.2014 - 30.6.2016)

Pl.	Name Club	Nation	Total Score	FS
1	Kras KOGOVSEK DKK Stanko Bloudek Ljubljana	SLO	22.43	1
2	Ivelin HRISTOV Odesos	BUL	22.12	2
3	Ali Kemal OZYILMAZ Istanbul Buz Yildizlari Sports Club	TUR	14.21	3
4	Alparslan Kerem KUS Demirboga Sports Club	TUR	13.09	4

Ms. Sanda DUBRAVCIC SIMUNJAK, CRO

Referee

Mr. Matjaz KRUSEC, SLO

Technical Controller

Legend:

FS Free Skating Pl. Place

SKATE HELENA 2025 - CCBI
JUDGES DETAILS PER SKATER
CUBS BOYS (1.7.2014 - 30.6.2016) FREE SKATING

Rank	Name	Nation	Starting Number	Total Segment Score	Total Element Score	Total Program Component Score (factored)	Total Deductions
1	Kras KOGOVSEK	SLO	2	22.43	8.44	13.99	0.00

#	Executed Elements	Info	Base Value	GOE	J1	J2	J3	J4	J5	J6	J7	J8	J9	Ref.	Scores of Panel
1	1A+1A+SEQ		2.20	0.00	0	0	0	0							2.20
2	1Lz+1Lo		1.10	-0.08	-1	-1	-2	-1							1.02
3	2S<<	<<	0.40	-0.19	-4	-5	-5	-5							0.21
4	2Lo<	<	1.36	-0.58	-5	-5	-4	-3							0.78
5	CCoSp1V		1.50	-0.04	-1	0	0	0							1.46
6	StSqB		1.50	0.11	1	1	1	0							1.61
7	SSpB		1.10	0.06	0	1	0	1							1.16
			9.16												8.44
Program Components			Factor												
	Composition			1.67	2.75	3.00	3.00	2.00							2.69
	Presentation			1.67	3.25	3.25	3.00	2.25							2.94
	Skating Skills			1.67	3.00	3.00	2.75	2.25							2.75
Judges Total Program Component Score (factored)															13.99

Deductions: 0.00

Rank	Name	Nation	Starting Number	Total Segment Score	Total Element Score	Total Program Component Score (factored)	Total Deductions
2	Ivelin HRISTOV	BUL	3	22.12	10.00	12.12	0.00

#	Executed Elements	Info	Base Value	GOE	J1	J2	J3	J4	J5	J6	J7	J8	J9	Ref.	Scores of Panel
1	2S		1.30	-0.46	-3	-3	-4	-4							0.84
2	2Lo		1.70	-0.38	-2	-2	-3	-2							1.32
3	SSpB		1.10	0.03	0	1	0	0							1.13
4	1Lz!+1A+SEQ	!	1.70	-0.47	-4	-4	-5	-4							1.23
5	1A+1Lo		1.60	-0.03	0	0	-1	0							1.57
6	CCoSp2		2.50	0.06	0	0	0	1							2.56
7	StSqB		1.50	-0.15	-2	-1	-1	0							1.35
			11.40												10.00
Program Components			Factor												
	Composition			1.67	2.50	2.75	2.25	2.00							2.38
	Presentation			1.67	2.50	2.50	2.50	2.00							2.38
	Skating Skills			1.67	2.75	2.75	2.25	2.25							2.50
Judges Total Program Component Score (factored)															12.12

Deductions: 0.00

Rank	Name	Nation	Starting Number	Total Segment Score	Total Element Score	Total Program Component Score (factored)	Total Deductions
3	Ali Kemal OZYILMAZ	TUR	1	14.21	6.27	7.94	0.00

#	Executed Elements	Info	Base Value	GOE	J1	J2	J3	J4	J5	J6	J7	J8	J9	Ref.	Scores of Panel
1	1A		1.10	-0.44	-3	-3	-5	-5							0.66
2	1Lz+1T		1.00	0.00	0	0	0	0							1.00
3	SSpB		1.10	-0.06	-1	-1	0	0							1.04
4	1F+1Lo		1.00	-0.14	-3	-3	-2	-3							0.86
5	StSqB		1.50	-0.38	-2	-2	-3	-3							1.12
6	1A		1.10	-0.50	-4	-4	-5	-5							0.60
7	CCoSpBV		1.28	-0.29	-2	-1	-3	-3							0.99
			8.08												6.27
Program Components			Factor												
	Composition			1.67	1.25	2.00	1.75	1.75							1.69
	Presentation			1.67	1.00	1.75	2.00	1.25							1.50
	Skating Skills			1.67	1.50	1.75	1.50	1.50							1.56
Judges Total Program Component Score (factored)															7.94

Deductions: 0.00

SKATE HELENA 2025 - CCBI
JUDGES DETAILS PER SKATER
CUBS BOYS (1.7.2014 - 30.6.2016) FREE SKATING

Rank	Name	Nation	Starting Number	Total Segment Score	Total Element Score	Total Program Component Score (factored)				Total Deductions					
4	Alparslan Kerem KUS	TUR	4	13.09	4.31	8.78				0.00					
#	Executed Elements	Info	Base Value	GOE	J1	J2	J3	J4	J5	J6	J7	J8	J9	Ref.	Scores of Panel
1	1Lze+1Lo	e	0.98	-0.10	-2	-2	-2	-2							0.88
2	1A<<	<<	0.00	0.00	-	-	-	-							0.00
3	SSpB		1.10	-0.14	-2	-1	-1	-1							0.96
4	1F+1T		0.90	0.00	0	0	0	0							0.90
5	CCoSpBV		1.28	-0.07	-1	-1	0	0							1.21
6	StSq		0.00	0.00	-	-	-	-							0.00
7	1Lze	e	0.48	-0.12	-2	-2	-3	-3							0.36
			4.74											4.31	
Program Components				Factor											
Composition				1.67	1.50	1.75	1.75	1.75					1.69		
Presentation				1.67	2.00	1.75	1.75	2.00					1.88		
Skating Skills				1.67	1.75	1.50	1.75	1.75					1.69		
Judges Total Program Component Score (factored)											8.78				
Deductions:											0.00				

Legend:		GOE	Grade of Execution	Jx	Judges (x=1-9)	Ref.	Referee
#	Sequence number	<	Under-rotated jump	<<	Downgraded jump	!	Not clear edge
e	Wrong edge						

SKATE HELENA 2025 - CCBI

CUBS I. GIRLS (1.7.2014 - 30.6.2015)

Pionir Ice Hall	30 JAN 2025	14:20	Free Skating
-----------------	-------------	-------	--------------

Size of Skating Arena:	30m*60m
Ice Conditions:	very good
Number of Entries:	23
Number of Participants:	23

Entry Withdrawn:

Free Skating		
Duration:	2:00 +/- 10 seconds	
Segment Factor:	1.00	
Program Component Factors:	Composition	1.67
	Presentation	1.67
	Skating Skills	1.67

SKATE HELENA 2025 - CCBI

PANEL OF JUDGES

CUBS I. GIRLS (1.7.2014 - 30.6.2015)

Officials

Technical Controller	Mr. Matjaz KRUSEC	SLO
Technical Specialist	Ms. Vojislava VASOVIC	SRB
Technical Specialist	Ms. Albena ALADJOVA	BUL

Judges

Referee	Ms. Sanda DUBRAVCIC SIMUNJAK	CRO
Judge No. 1	Ms. Sanda DUBRAVCIC SIMUNJAK	CRO
Judge No. 2	Ms. Nadejda HODJEVA	BUL
Judge No. 3	Ms. Neda RAKOVIC	SRB
Judge No. 4	Ms. Jovana MITROVIC	SRB

Data/Replay Operator

Data Operator	Ms. Jelena ABAY	SRB
Replay Operator	Ms. Petra JASIC	SRB


SKATE HELENA 2025 - CCBI**RESULTS****CUBS I. GIRLS (1.7.2014 - 30.6.2015)**

Pl.	Name Club	Nation	Total Score	FS
1	Katinka SZEPLAKI Ferencvarosi Torna Club	HUN	42.29	1
2	Lea LAKATOS PSE - Pavuk SC	HUN	35.52	2
3	Anna VARRO Ferencvarosi Torna Club	HUN	33.02	3
4	Loti BERNARD DK Jesenice	SLO	31.36	4
5	Natali ISPIRIDONOVA Sc Ledeni Iskri	BUL	30.35	5
6	Nika MILICEVIC Skating Club Olimpik	SRB	30.35	6
7	Amaliia ZAMALETDINOVA Emirates Skating Club	UAE	28.69	7
8	Sofia MILANOVA Sport Club Slavia	BUL	26.70	8
9	Gergana KATSOVA Sc Ledeni Iskri	BUL	23.45	9
10	Mila ATANACKOVIC Skating Club Olimpik	SRB	23.06	10
11	Nikol VELINOVA Sc Iceberg Sulis	BUL	21.70	11
12	Elif Pera CENGIZ Olympic 2023 Sports Club	TUR	21.52	12
13	Mira Deniz KOCER Altin Patienciler Sport Kulubu	TUR	21.48	13
14	Victoria MASLARSKA Skate Club Denkova Staviski	BUL	21.33	14
15	Ruya YESIL Olympic 2023 Sports Club	TUR	20.04	15
16	Yoanna KRASTEVA Sc Ledeni Iskri	BUL	19.83	16
17	Daria KOLEVA Sc Ledeni Iskri	BUL	18.88	17
18	Alina DAMYANOVA Skate Club Denkova Staviski	BUL	18.81	18
19	Lara VIDMAR DK Jesenice	SLO	18.48	19
20	Ana FERJAN DKK Stanko Bloudek Ljubljana	SLO	16.92	20
21	Mihaela MILOSHEVSKA Skating Federation of North Macedonia	MKD	16.83	21
22	Naja MAKSIC Skating Federation of Bosnia and Herzegovina	BIH	15.66	22
23	Zeynep Lina ISMUK Istanbul Buz Yildizlari Sports Club	TUR	12.40	23

SKATE HELENA 2025 - CCBI
RESULTS
CUBS I. GIRLS (1.7.2014 - 30.6.2015)

Ms. Sanda ĐUBRAVCIC SIMUNJAK, CRO

Referee



Mr. Matjaz KRUSEC, SLO

Technical Controller



Legend:

FS	Free Skating	Pl.	Place
----	--------------	-----	-------

SKATE HELENA 2025 - CCBI
JUDGES DETAILS PER SKATER
CUBS I. GIRLS (1.7.2014 - 30.6.2015) FREE SKATING

Rank	Name	Nation	Starting Number	Total Segment Score	Total Element Score	Total Program Component Score (factored)	Total Deductions
1	Katinka SZEPLAKI	HUN	1	42.29	20.88	21.41	0.00

#	Executed Elements	Info	Base Value	GOE	J1	J2	J3	J4	J5	J6	J7	J8	J9	Ref.	Scores of Panel
1	2A+1A+SEQ		4.40	0.41	1	1	2	1							4.81
2	2A		3.30	0.25	1	1	1	0							3.55
3	CSpB		1.10	0.08	1	1	1	0							1.18
4	StSq2		2.60	0.46	2	2	2	1							3.06
5	2Lz+2T		3.40	0.26	1	0	2	2							3.66
6	2Lo		1.70	0.04	0	0	0	1							1.74
7	CCoSp2		2.50	0.38	2	2	1	1							2.88
			19.00												20.88
Program Components			Factor												
	Composition			1.67	4.50	4.25	4.00	4.00							4.19
	Presentation			1.67	4.75	4.25	4.00	4.50							4.38
	Skating Skills			1.67	4.75	4.00	4.00	4.25							4.25
Judges Total Program Component Score (factored)			21.41												

Deductions: 0.00

Rank	Name	Nation	Starting Number	Total Segment Score	Total Element Score	Total Program Component Score (factored)	Total Deductions
2	Lea LAKATOS	HUN	10	35.52	16.74	18.78	0.00

#	Executed Elements	Info	Base Value	GOE	J1	J2	J3	J4	J5	J6	J7	J8	J9	Ref.	Scores of Panel
1	2A<	<	2.64	-0.66	-3	-2	-2	-3							1.98
2	2A		3.30	-1.16	-3	-3	-4	-4							2.14
3	2Lz		2.10	0.05	0	0	0	1							2.15
4	CCoSp2		2.50	0.38	1	2	2	1							2.88
5	2F+2Lo		3.50	0.00	0	0	0	0							3.50
6	StSq2		2.60	0.33	0	1	2	2							2.93
7	SSpB		1.10	0.06	0	1	1	0							1.16
			17.74												16.74
Program Components			Factor												
	Composition			1.67	3.50	3.75	3.75	3.75							3.69
	Presentation			1.67	3.75	3.50	3.75	4.00							3.75
	Skating Skills			1.67	4.00	3.50	3.75	4.00							3.81
Judges Total Program Component Score (factored)			18.78												

Deductions: 0.00

Rank	Name	Nation	Starting Number	Total Segment Score	Total Element Score	Total Program Component Score (factored)	Total Deductions
3	Anna VARRO	HUN	11	33.02	14.95	18.07	0.00

#	Executed Elements	Info	Base Value	GOE	J1	J2	J3	J4	J5	J6	J7	J8	J9	Ref.	Scores of Panel
1	2Lz+2T		3.40	0.05	0	0	0	1							3.45
2	2A<<	<<	1.10	-0.41	-4	-3	-4	-4							0.69
3	CSpB		1.10	0.00	0	0	0	0							1.10
4	StSq2		2.60	0.26	1	1	1	1							2.86
5	2F+2Lo<	<	3.16	-0.50	-3	-2	-3	-3							2.66
6	2Lz		2.10	-0.16	0	0	-2	-1							1.94
7	CCoSp2		2.50	-0.25	-3	-1	0	0							2.25
			15.96												14.95
Program Components			Factor												
	Composition			1.67	3.75	3.75	3.25	3.50							3.56
	Presentation			1.67	3.75	3.75	3.50	3.50							3.63
	Skating Skills			1.67	4.25	3.50	3.25	3.50							3.63
Judges Total Program Component Score (factored)			18.07												

Deductions: 0.00

SKATE HELENA 2025 - CCBI
JUDGES DETAILS PER SKATER
CUBS I. GIRLS (1.7.2014 - 30.6.2015) FREE SKATING

Rank	Name	Nation	Starting Number	Total Segment Score	Total Element Score	Total Program Component Score (factored)	Total Deductions
4	Loti BERNARD	SLO	8	31.36	15.06	16.30	0.00

#	Executed Elements	Info	Base Value	GOE	J1	J2	J3	J4	J5	J6	J7	J8	J9	Ref.	Scores of Panel
1	2Lz+1A+SEQ		3.20	0.00	0	0	0	0							3.20
2	2F+2T		3.10	-0.45	-3	-3	-3	-1							2.65
3	2Lo		1.70	0.00	0	0	0	0							1.70
4	CCoSp2		2.50	0.19	1	1	0	1							2.69
5	2Lz	F	2.10	-1.05	-5	-5	-5	-5							1.05
6	StSq2		2.60	0.07	0	0	0	1							2.67
7	CSpB		1.10	0.00	0	0	0	0							1.10
			16.30												15.06
Program Components				Factor											
	Composition			1.67	3.75	3.25	3.25	3.25							3.38
	Presentation			1.67	3.25	3.25	3.00	3.00							3.13
	Skating Skills			1.67	3.50	3.25	3.00	3.25							3.25
	Judges Total Program Component Score (factored)														16.30

Deductions: 0.00

Rank	Name	Nation	Starting Number	Total Segment Score	Total Element Score	Total Program Component Score (factored)	Total Deductions
5	Natali ISPIRIDONOVA	BUL	7	30.35	12.08	18.27	0.00

#	Executed Elements	Info	Base Value	GOE	J1	J2	J3	J4	J5	J6	J7	J8	J9	Ref.	Scores of Panel
1	2Lo+2T<<	F <<	2.10	-0.85	-5	-5	-5	-5							1.25
2	2S		1.30	-0.46	-3	-3	-4	-4							0.84
3	SSpB		1.10	0.11	1	1	1	1							1.21
4	2Lz+1A+SEQ		3.20	-0.05	0	0	0	-1							3.15
5	StSqB		1.50	0.15	1	1	1	1							1.65
6	1A		1.10	0.00	0	0	0	0							1.10
7	CCoSp2		2.50	0.38	2	1	2	1							2.88
			12.80												12.08
Program Components				Factor											
	Composition			1.67	3.50	4.00	3.50	3.25							3.56
	Presentation			1.67	4.00	4.00	3.50	3.50							3.75
	Skating Skills			1.67	3.75	3.75	3.50	3.50							3.63
	Judges Total Program Component Score (factored)														18.27

Deductions: 0.00

Rank	Name	Nation	Starting Number	Total Segment Score	Total Element Score	Total Program Component Score (factored)	Total Deductions
6	Nika MILICEVIC	SRB	13	30.35	14.26	16.09	0.00

#	Executed Elements	Info	Base Value	GOE	J1	J2	J3	J4	J5	J6	J7	J8	J9	Ref.	Scores of Panel
1	2Lz+2T		3.40	0.00	0	0	0	0							3.40
2	2F		1.80	-0.09	0	0	-2	0							1.71
3	2Lo+1A+SEQ		2.80	-0.26	-1	-1	-2	-2							2.54
4	CCoSp1		2.00	-0.05	-1	0	0	0							1.95
5	StSqB		1.50	0.04	0	0	0	1							1.54
6	2Lz		2.10	0.00	0	0	0	0							2.10
7	CSpB		1.10	-0.08	-1	-1	-1	0							1.02
			14.70												14.26
Program Components				Factor											
	Composition			1.67	2.75	3.50	3.00	3.25							3.13
	Presentation			1.67	3.25	3.50	3.00	3.50							3.31
	Skating Skills			1.67	3.00	3.25	3.00	3.50							3.19
	Judges Total Program Component Score (factored)														16.09

Deductions: 0.00

SKATE HELENA 2025 - CCBI
JUDGES DETAILS PER SKATER
CUBS I. GIRLS (1.7.2014 - 30.6.2015) FREE SKATING

Rank	Name	Nation	Starting Number	Total Segment Score	Total Element Score	Total Program Component Score (factored)	Total Deductions								
7	Amaliia ZAMALETDINOVA	UAE	2	28.69	12.19	16.50	0.00								
#	Executed Elements	Info	Base Value	GOE	J1	J2	J3	J4	J5	J6	J7	J8	J9	Ref.	Scores of Panel
1	2F		1.80	0.00	0	0	0	0							1.80
2	2S+1A+SEQ		2.40	-0.07	0	0	-1	-1							2.33
3	2F<	<	1.44	-0.47	-3	-3	-4	-3							0.97
4	CCoSp2		2.50	-0.06	-2	0	0	1							2.44
5	2Lo<+2T<<	<<	1.76	-0.68	-5	-5	-5	-5							1.08
6	StSq2		2.60	-0.13	-1	0	0	-1							2.47
7	SSpB		1.10	0.00	0	0	0	0							1.10
			13.60												12.19
Program Components				Factor											
Composition				1.67	3.50	3.50	3.25	3.25					3.38		
Presentation				1.67	3.25	3.25	3.25	3.00					3.19		
Skating Skills				1.67	3.25	3.25	3.25	3.50					3.31		
Judges Total Program Component Score (factored)													16.50		
Deductions:												0.00			

Rank	Name	Nation	Starting Number	Total Segment Score	Total Element Score	Total Program Component Score (factored)	Total Deductions								
8	Sofia MILANOVA	BUL	15	26.70	9.05	17.65	0.00								
#	Executed Elements	Info	Base Value	GOE	J1	J2	J3	J4	J5	J6	J7	J8	J9	Ref.	Scores of Panel
1	CCoSp		0.00	0.00	-	-	-	-							0.00
2	2F!<+2Tq	!< q	2.74	-0.72	-5	-5	-5	-5							2.02
3	2Lz+2Lo<<	<<	2.60	-0.74	-4	-3	-3	-4							1.86
4	2Lz		2.10	0.00	0	0	0	0							2.10
5	1A		1.10	0.00	0	0	0	0							1.10
6	SSpB		1.10	-0.03	0	0	-1	0							1.07
7	StSq1	F	1.80	-0.90	-5	-5	-5	-5							0.90
			11.44												9.05
Program Components				Factor											
Composition				1.67	3.75	3.75	3.00	3.00					3.38		
Presentation				1.67	4.25	4.00	3.00	3.00					3.56		
Skating Skills				1.67	4.50	4.25	2.75	3.00					3.63		
Judges Total Program Component Score (factored)													17.65		
Deductions:												0.00			

Rank	Name	Nation	Starting Number	Total Segment Score	Total Element Score	Total Program Component Score (factored)	Total Deductions								
9	Gergana KATSOVA	BUL	5	23.45	11.23	12.22	0.00								
#	Executed Elements	Info	Base Value	GOE	J1	J2	J3	J4	J5	J6	J7	J8	J9	Ref.	Scores of Panel
1	2F		1.80	-0.45	-2	-2	-3	-3							1.35
2	2Lo+2T<	<	2.74	-0.47	-3	-2	-3	-3							2.27
3	SSpB		1.10	0.03	1	1	-1	0							1.13
4	2Lz+1A<+SEQ	<	2.98	-0.68	-3	-3	-4	-3							2.30
5	CCoSp1V		1.50	-0.34	-3	-1	-2	-3							1.16
6	StSqB		1.50	-0.26	-2	-2	-2	-1							1.24
7	2Lz		2.10	-0.32	-1	-1	-2	-2							1.78
			13.72												11.23
Program Components				Factor											
Composition				1.67	2.25	2.75	2.25	2.75					2.50		
Presentation				1.67	2.25	2.75	2.25	2.50					2.44		
Skating Skills				1.67	2.75	2.50	2.00	2.25					2.38		
Judges Total Program Component Score (factored)													12.22		
Deductions:												0.00			

SKATE HELENA 2025 - CCBI
JUDGES DETAILS PER SKATER
CUBS I. GIRLS (1.7.2014 - 30.6.2015) FREE SKATING

Rank	Name	Nation	Starting Number	Total Segment Score	Total Element Score	Total Program Component Score (factored)	Total Deductions								
10	Mila ATANACKOVIC	SRB	22	23.06	10.10	12.96	0.00								
#	Executed Elements	Info	Base Value	GOE	J1	J2	J3	J4	J5	J6	J7	J8	J9	Ref.	Scores of Panel
1	2S+1A+SEQ		2.40	-0.29	-2	-2	-3	-2							2.11
2	2F<<	<<	0.50	-0.18	-4	-3	-3	-4							0.32
3	2Lo+1T		2.10	0.00	0	0	0	0							2.10
4	CCoSp2V		1.88	-0.05	0	0	-1	0							1.83
5	StSqB		1.50	0.04	0	0	0	1							1.54
6	2S		1.30	-0.23	-2	-1	-2	-2							1.07
7	SSpB		1.10	0.03	0	1	0	0							1.13
			10.78												10.10
Program Components				Factor											
	Composition			1.67	2.75	3.00	2.25	2.50							2.63
	Presentation			1.67	3.00	3.00	2.25	2.25							2.63
	Skating Skills			1.67	2.75	2.75	2.25	2.25							2.50
Judges Total Program Component Score (factored)															12.96
Deductions:															0.00

Rank	Name	Nation	Starting Number	Total Segment Score	Total Element Score	Total Program Component Score (factored)	Total Deductions								
11	Nikol VELINOVA	BUL	19	21.70	8.13	13.57	0.00								
#	Executed Elements	Info	Base Value	GOE	J1	J2	J3	J4	J5	J6	J7	J8	J9	Ref.	Scores of Panel
1	CCoSpBV		1.28	-0.07	-2	0	0	0							1.21
2	1A+2Lo<	F <	2.46	-0.68	-5	-5	-5	-5							1.78
3	2S<<+1A+SEQ	<<	2.14	-0.36	-4	-2	-4	-3							1.78
4	2S<	<	1.04	-0.29	-3	-2	-3	-3							0.75
5	2Fl<	! <	1.44	-0.65	-5	-3	-5	-5							0.79
6	StSqB	F	1.50	-0.75	-5	-5	-5	-5							0.75
7	SSpB		1.10	-0.03	-1	0	0	0							1.07
			10.96												8.13
Program Components				Factor											
	Composition			1.67	2.75	3.00	2.75	2.25							2.69
	Presentation			1.67	3.25	3.25	2.50	2.00							2.75
	Skating Skills			1.67	3.00	3.00	2.50	2.25							2.69
Judges Total Program Component Score (factored)															13.57
Deductions:															0.00

Rank	Name	Nation	Starting Number	Total Segment Score	Total Element Score	Total Program Component Score (factored)	Total Deductions								
12	Elif Pera CENGIZ	TUR	3	21.52	6.69	14.83	0.00								
#	Executed Elements	Info	Base Value	GOE	J1	J2	J3	J4	J5	J6	J7	J8	J9	Ref.	Scores of Panel
1	2Lo<<	F <<	0.50	-0.25	-5	-5	-5	-5							0.25
2	2S<<+1T	<<	0.80	-0.17	-4	-3	-5	-5							0.63
3	CCoSp2		2.50	0.25	0	1	1	2							2.75
4	StSqB		1.50	-0.19	-2	-1	-1	-1							1.31
5	2F<<	<<	0.50	-0.19	-4	-3	-4	-4							0.31
6	2F<<	<<	0.50	-0.19	-4	-3	-4	-4							0.31
7	SSpB		1.10	0.03	0	1	0	0							1.13
			7.40												6.69
Program Components				Factor											
	Composition			1.67	2.50	3.25	3.00	3.00							2.94
	Presentation			1.67	2.75	3.25	3.00	3.00							3.00
	Skating Skills			1.67	3.00	3.00	2.75	3.00							2.94
Judges Total Program Component Score (factored)															14.83
Deductions:															0.00

SKATE HELENA 2025 - CCBI
JUDGES DETAILS PER SKATER
CUBS I. GIRLS (1.7.2014 - 30.6.2015) FREE SKATING

Rank	Name	Nation	Starting Number	Total Segment Score	Total Element Score	Total Program Component Score (factored)	Total Deductions
13	Mira Deniz KOCER	TUR	23	21.48	6.45	15.03	0.00

#	Executed Elements	Info	Base Value	GOE	J1	J2	J3	J4	J5	J6	J7	J8	J9	Ref.	Scores of Panel
1	2Lo<+2T<<	< <<	1.76	-0.68	-5	-5	-5	-5							1.08
2	2Lze<	e <	1.26	-0.53	-4	-4	-4	-5							0.73
3	StSqB		1.50	0.00	0	0	0	0							1.50
4	2Lo<	F <	1.36	-0.68	-5	-5	-5	-5							0.68
5	SSpB		1.10	0.00	0	0	0	0							1.10
6	2F<<	<<	0.50	-0.19	-4	-4	-3	-4							0.31
7	CoSp1V		1.28	-0.23	-1	-2	-2	-2							1.05
			8.76												6.45
Program Components			Factor												
	Composition			1.67	2.75	3.25	3.00	3.00							3.00
	Presentation			1.67	2.50	3.00	3.25	3.25							3.00
	Skating Skills			1.67	3.00	3.00	3.00	3.00							3.00
	Judges Total Program Component Score (factored)														15.03

Deductions: 0.00

Rank	Name	Nation	Starting Number	Total Segment Score	Total Element Score	Total Program Component Score (factored)	Total Deductions
14	Victoria MASLARSKA	BUL	6	21.33	9.21	12.12	0.00

#	Executed Elements	Info	Base Value	GOE	J1	J2	J3	J4	J5	J6	J7	J8	J9	Ref.	Scores of Panel
1	2F<	F <	1.44	-0.72	-5	-5	-5	-5							0.72
2	2Lo<+1A+SEQ	<	2.46	-0.38	-3	-2	-3	-3							2.08
3	2Lo+2T<<	<<	2.10	-0.68	-4	-4	-4	-4							1.42
4	1A		1.10	0.00	0	0	0	0							1.10
5	CoSp2V		1.50	0.00	0	0	0	0							1.50
6	StSqB		1.50	-0.15	-1	-1	-1	-1							1.35
7	SSpB		1.10	-0.06	-1	-1	0	0							1.04
			11.20												9.21
Program Components			Factor												
	Composition			1.67	2.50	2.75	2.00	2.25							2.38
	Presentation			1.67	2.75	2.75	2.25	2.25							2.50
	Skating Skills			1.67	2.50	2.50	2.00	2.50							2.38
	Judges Total Program Component Score (factored)														12.12

Deductions: 0.00

Rank	Name	Nation	Starting Number	Total Segment Score	Total Element Score	Total Program Component Score (factored)	Total Deductions
15	Ruya YESIL	TUR	21	20.04	9.18	10.86	0.00

#	Executed Elements	Info	Base Value	GOE	J1	J2	J3	J4	J5	J6	J7	J8	J9	Ref.	Scores of Panel
1	1A+1Lo		1.60	-0.11	0	-1	-1	-2							1.49
2	2S	F	1.30	-0.65	-5	-5	-5	-5							0.65
3	CCoSp2		2.50	0.00	0	0	0	0							2.50
4	1F		0.50	0.00	0	0	0	0							0.50
5	SSpB		1.10	0.00	0	0	0	0							1.10
6	StSqB		1.50	0.00	0	0	0	0							1.50
7	1A+1T		1.50	-0.06	0	0	-1	-1							1.44
			10.00												9.18
Program Components			Factor												
	Composition			1.67	1.75	2.75	2.00	2.00							2.13
	Presentation			1.67	2.25	2.50	2.25	2.25							2.31
	Skating Skills			1.67	1.75	2.50	2.00	2.00							2.06
	Judges Total Program Component Score (factored)														10.86

Deductions: 0.00

SKATE HELENA 2025 - CCBI
JUDGES DETAILS PER SKATER
CUBS I. GIRLS (1.7.2014 - 30.6.2015) FREE SKATING

Rank	Name	Nation	Starting Number	Total Segment Score	Total Element Score	Total Program Component Score (factored)	Total Deductions
16	Yoanna KRASTEVA	BUL	18	19.83	8.34	11.49	0.00

#	Executed Elements	Info	Base Value	GOE	J1	J2	J3	J4	J5	J6	J7	J8	J9	Ref.	Scores of Panel
1	1A+2T		2.40	-0.39	-2	-3	-3	-4							2.01
2	CSpB		1.10	-0.11	-2	-1	-1	0							0.99
3	2S+SEQ+1A*	F *	1.30	-0.65	-5	-5	-5	-5							0.65
4	2Lo		1.70	-0.51	-2	-3	-4	-3							1.19
5	CCoSpBV		1.28	-0.45	-3	-3	-4	-4							0.83
6	StSqB		1.50	-0.15	-3	0	-1	0							1.35
7	2Lo		1.70	-0.38	0	-2	-4	-3							1.32
			10.98												8.34
Program Components			Factor												
	Composition			1.67	2.50	2.50	1.75	2.50							2.31
	Presentation			1.67	2.25	2.50	2.00	2.00							2.19
	Skating Skills			1.67	2.50	2.75	1.75	2.50							2.38
	Judges Total Program Component Score (factored)														11.49

Deductions: 0.00

Rank	Name	Nation	Starting Number	Total Segment Score	Total Element Score	Total Program Component Score (factored)	Total Deductions
17	Daria KOLEVA	BUL	14	18.88	6.66	12.22	0.00

#	Executed Elements	Info	Base Value	GOE	J1	J2	J3	J4	J5	J6	J7	J8	J9	Ref.	Scores of Panel
1	2Lo<<	F <<	0.50	-0.25	-5	-5	-5	-5							0.25
2	StSqB		1.50	-0.19	-1	-1	-1	-2							1.31
3	1A+2Lo<	<	2.46	-0.51	-4	-4	-4	-3							1.95
4	CCoSpBV		1.28	-0.35	-3	-2	-3	-3							0.93
5	2F<	F <	1.44	-0.72	-5	-5	-5	-5							0.72
6	2S<	<	1.04	-0.36	-3	-3	-5	-3							0.68
7	CSpB		1.10	-0.28	-3	-3	-3	-1							0.82
			9.32												6.66
Program Components			Factor												
	Composition			1.67	2.50	2.75	2.25	2.50							2.50
	Presentation			1.67	2.25	2.50	2.25	2.50							2.38
	Skating Skills			1.67	2.50	2.75	2.25	2.50							2.44
	Judges Total Program Component Score (factored)														12.22

Deductions: 0.00

Rank	Name	Nation	Starting Number	Total Segment Score	Total Element Score	Total Program Component Score (factored)	Total Deductions
18	Alina DAMYANOVA	BUL	16	18.81	7.53	11.28	0.00

#	Executed Elements	Info	Base Value	GOE	J1	J2	J3	J4	J5	J6	J7	J8	J9	Ref.	Scores of Panel
1	2Lo<<+1A+SEQ	<<	1.60	-0.47	-4	-4	-5	-4							1.13
2	2Lz<+1T	<	2.08	-0.84	-5	-5	-5	-5							1.24
3	2Lz<<	<<	0.60	-0.30	-5	-5	-5	-5							0.30
4	CoSp2		2.00	-0.20	-1	-1	-2	0							1.80
5	2S<	<	1.04	-0.36	-3	-3	-5	-3							0.68
6	StSqB		1.50	-0.19	-1	-2	-1	-1							1.31
7	SSpB		1.10	-0.03	-1	0	0	0							1.07
			9.92												7.53
Program Components			Factor												
	Composition			1.67	2.50	2.50	1.75	2.00							2.19
	Presentation			1.67	2.50	2.50	2.00	2.25							2.31
	Skating Skills			1.67	2.50	2.25	2.00	2.25							2.25
	Judges Total Program Component Score (factored)														11.28

Deductions: 0.00

SKATE HELENA 2025 - CCBI
JUDGES DETAILS PER SKATER
CUBS I. GIRLS (1.7.2014 - 30.6.2015) FREE SKATING

Rank	Name	Nation	Starting Number	Total Segment Score	Total Element Score	Total Program Component Score (factored)	Total Deductions									
19	Lara VIDMAR	SLO	12	18.48	8.04	10.44	0.00									
#	Executed Elements	Info	Base Value	GOE	J1	J2	J3	J4	J5	J6	J7	J8	J9	Ref.	Scores of Panel	
1	2Lo<<+1T	<<	0.90	-0.19	-4	-3	-4	-4							0.71	
2	2Lz<<+1A+SEQ	<<	1.70	-0.44	-4	-4	-4	-4							1.26	
3	2Sq	q	1.30	-0.26	-2	-2	-2	-2							1.04	
4	CCoSp2		2.50	-0.06	-1	0	0	0							2.44	
5	StSqB		1.50	-0.26	-2	-1	-2	-2							1.24	
6	2Lo<<	<<	0.50	-0.19	-4	-3	-4	-4							0.31	
7	CSpB		1.10	-0.06	0	0	0	-2							1.04	
			9.50												8.04	
Program Components			Factor													
	Composition			1.67	2.25	2.25	2.00	2.00							2.13	
	Presentation			1.67	2.25	2.25	2.00	1.75							2.06	
	Skating Skills			1.67	2.00	2.25	2.00	2.00							2.06	
Judges Total Program Component Score (factored)															10.44	
Deductions:															0.00	

Rank	Name	Nation	Starting Number	Total Segment Score	Total Element Score	Total Program Component Score (factored)	Total Deductions								
20	Ana FERJAN	SLO	20	16.92	7.84	9.08	0.00								
#	Executed Elements	Info	Base Value	GOE	J1	J2	J3	J4	J5	J6	J7	J8	J9	Ref.	Scores of Panel
1	1Lz+1A+SEQ		1.70	-0.30	-2	-2	-3	-4							1.40
2	2S+1Lo		1.80	-0.36	-2	-2	-4	-3							1.44
3	SSpB		1.10	-0.14	-1	-1	-2	-1							0.96
4	StSqB		1.50	-0.19	-1	-1	-1	-2							1.31
5	2T<	F <	1.04	-0.52	-5	-5	-5	-5							0.52
6	1A		1.10	-0.44	-3	-3	-5	-5							0.66
7	CCoSp1		2.00	-0.45	-2	-2	-3	-2							1.55
			10.24												7.84
Program Components			Factor												
	Composition			1.67	1.75	2.25	1.75	1.25							1.75
	Presentation			1.67	2.00	2.00	1.75	1.50							1.81
	Skating Skills			1.67	2.25	2.00	1.75	1.50							1.88
Judges Total Program Component Score (factored)															9.08
Deductions:															0.00

Rank	Name	Nation	Starting Number	Total Segment Score	Total Element Score	Total Program Component Score (factored)	Total Deductions								
21	Mihaela MILOSHEVSKA	MKD	17	16.83	6.59	10.24	0.00								
#	Executed Elements	Info	Base Value	GOE	J1	J2	J3	J4	J5	J6	J7	J8	J9	Ref.	Scores of Panel
1	2S<+1A+SEQ	<	2.14	-0.44	-3	-3	-5	-5							1.70
2	2Lo<<+1T	<<	0.90	-0.23	-4	-4	-5	-5							0.67
3	CCoSp		0.00	0.00	-	-	-	-							0.00
4	2Sq	q	1.30	-0.52	-2	-4	-5	-5							0.78
5	1A		1.10	0.00	0	0	0	0							1.10
6	StSqB		1.50	-0.23	-1	-2	-2	-1							1.27
7	SSpB		1.10	-0.03	-1	0	0	0							1.07
			8.04												6.59
Program Components			Factor												
	Composition			1.67	2.50	2.25	1.75	2.00							2.13
	Presentation			1.67	2.25	2.25	2.00	1.50							2.00
	Skating Skills			1.67	2.25	2.00	1.75	2.00							2.00
Judges Total Program Component Score (factored)															10.24
Deductions:															0.00

SKATE HELENA 2025 - CCBI
JUDGES DETAILS PER SKATER
CUBS I. GIRLS (1.7.2014 - 30.6.2015) FREE SKATING

Rank	Name	Nation	Starting Number	Total Segment Score	Total Element Score	Total Program Component Score (factored)		Total Deductions							
22	Naja MAKSIC	BIH	9	15.66	7.00	8.66		0.00							
#	Executed Elements	Info	Base Value	GOE	J1	J2	J3	J4	J5	J6	J7	J8	J9	Ref.	Scores of Panel
1	2S<	<	1.04	-0.47	-4	-4	-5	-5							0.57
2	1A+2T<<	F <<	1.50	-0.55	-5	-5	-5	-5							0.95
3	SSpB		1.10	-0.22	-2	-2	-2	-2							0.88
4	StSqB		1.50	-0.41	-3	-3	-3	-2							1.09
5	2Lo<+1T	<	1.76	-0.48	-3	-3	-5	-3							1.28
6	CCoSp1V		1.50	-0.15	-1	-1	-1	-1							1.35
7	1A		1.10	-0.22	-1	-2	-3	-2							0.88
			9.50												7.00
Program Components				Factor											
Composition				1.67	1.50	1.75	1.75	2.00						1.75	
Presentation				1.67	1.75	1.50	1.75	1.75						1.69	
Skating Skills				1.67	1.75	1.50	1.75	2.00						1.75	
Judges Total Program Component Score (factored)														8.66	
Deductions:															0.00

Rank	Name	Nation	Starting Number	Total Segment Score	Total Element Score	Total Program Component Score (factored)		Total Deductions							
23	Zeynep Lina ISMUK	TUR	4	12.40	4.88	7.52		0.00							
#	Executed Elements	Info	Base Value	GOE	J1	J2	J3	J4	J5	J6	J7	J8	J9	Ref.	Scores of Panel
1	1A<<	<<	0.00	0.00	-	-	-	-							0.00
2	1A<<	<<	0.00	0.00	-	-	-	-							0.00
3	CCoSpBV		1.28	-0.38	-4	-3	-3	-2							0.90
4	StSqB		1.50	-0.41	-3	-3	-3	-2							1.09
5	1F+1Lo		1.00	-0.09	-1	-1	-2	-3							0.91
6	1Lz+1T		1.00	-0.09	-1	-1	-2	-2							0.91
7	SSpB		1.10	-0.03	-1	0	0	0							1.07
			5.88												4.88
Program Components				Factor											
Composition				1.67	1.25	1.50	1.75	1.75						1.56	
Presentation				1.67	0.75	1.50	1.75	1.50						1.38	
Skating Skills				1.67	1.50	1.25	1.75	1.75						1.56	
Judges Total Program Component Score (factored)														7.52	
Deductions:															0.00

Legend:							
#	Sequence number	GOE	Grade of Execution	Jx	Judges (x=1-9)	Ref.	Referee
*	Invalid element	e	Wrong edge	<	Under-rotated jump	<<	Downgraded jump
!	Not clear edge	F	Fall	q	Jump landed on the quarter		

SKATE HELENA 2025 - CCBI

CUBS II. GIRLS (1.7.2015 - 30.6.2016)

Pionir Ice Hall	30 JAN 2025	12:25	Free Skating
-----------------	-------------	-------	--------------

Size of Skating Arena:	30m*60m
Ice Conditions:	very good
Number of Entries:	22
Number of Participants:	22

Entry Withdrawn:

Free Skating		
Duration:	2:00 +/- 10 seconds	
Segment Factor:	1.00	
Program Component Factors:	Composition	1.67
	Presentation	1.67
	Skating Skills	1.67

SKATE HELENA 2025 - CCBI
PANEL OF JUDGES
CUBS II. GIRLS (1.7.2015 - 30.6.2016)

Officials

Technical Controller	Mr. Matjaz KRUSEC	SLO
Technical Specialist	Ms. Albeno ALADJOVA	BUL
Technical Specialist	Ms. Vojislava VASOVIC	SRB

Judges

Referee	Ms. Sanda DUBRAVCIC SIMUNJAK	CRO
Judge No. 1	Ms. Sanda DUBRAVCIC SIMUNJAK	CRO
Judge No. 2	Ms. Nadejda HODJEVA	BUL
Judge No. 3	Ms. Neda RAKOVIC	SRB
Judge No. 4	Ms. Petra JASIC	SRB

Data/Replay Operator

Data Operator	Ms. Jelena ABAY	SRB
Replay Operator	Ms. Jovana MITROVIC	SRB

SKATE HELENA 2025 - CCBI**RESULTS****CUBS II. GIRLS (1.7.2015 - 30.6.2016)**

Pl.	Name Club	Nation	Total Score	FS
1	Lotti NAGY ROZSNYAI ASC KSE Sectia Patinaj Targu Secuiesc	ROU	37.59	1
2	Ekaterina NESHEVA Sc Iceberg Sulis	BUL	35.14	2
3	Gergana DINEVA Skate Club Denkova Staviski	BUL	34.85	3
4	Kalina KOSTADINOVA Skate Club Denkova Staviski	BUL	30.82	4
5	Dariya PETROVA SC Elite	BUL	29.19	5
6	Ivanka LIZANNA PSE - Pavuk SC	HUN	28.04	6
7	Izabela GRGURIC DK Jesenice	SLO	27.28	7
8	Emma GULIN KK Leda Zagreb	CRO	26.00	8
9	Nina AUPIC DK Jesenice	SLO	25.57	9
10	Vida KRALJ KK Leda Zagreb	CRO	22.06	10
11	Zeynep FILIBELI Olympic 2023 Sports Club	TUR	21.13	11
12	Irina MITOVA Skate Club Denkova Staviski	BUL	20.90	12
13	Alexia EASOM South African Figure Skating Association	RSA	20.18	13
14	Mina RADOJEV Skating Club Olimpik	SRB	19.09	14
15	Alisa KLYACHEVA Sc Ledeni Iskri	BUL	18.96	15
16	Derin GUVERCIN Olympic 2023 Sports Club	TUR	18.96	16
17	Ivona MULLER Drsalni Klub Labod Bled	SLO	17.78	17
18	Iva VOJNOVIC DKK Stanko Bloudek Ljubljana	SLO	17.32	18
19	Nina PESJAK Drsalni Klub Labod Bled	SLO	15.49	19
20	Defne KABADAYI Istanbul Buz Yildizlari Sports Club	TUR	13.02	20
21	Maria HRISTOVA Skate Club Denkova Staviski	BUL	12.72	21
Withdrawn	Alina BOROvac Skating Federation of Bosnia and Herzegovina	BIH		WD

SKATE HELENA 2025 - CCBI
RESULTS
CUBS II. GIRLS (1.7.2015 - 30.6.2016)


Ms. Sanda DUBRAVIC SIMUNJAK, CRO

Referee



Mr. Matjaz KRUSEC, SLO

Technical Controller



Legend:

FS	Free Skating	WD	Withdrawn	PI.	Place
-----------	--------------	-----------	-----------	------------	-------

SKATE HELENA 2025 - CCBI
JUDGES DETAILS PER SKATER
CUBS II. GIRLS (1.7.2015 - 30.6.2016) FREE SKATING

Rank	Name	Nation	Starting Number	Total Segment Score	Total Element Score	Total Program Component Score (factored)	Total Deductions								
1	Lotti NAGY ROZSNYAI	ROU	8	37.59	18.09	19.50	0.00								
#	Executed Elements	Info	Base Value	GOE	J1	J2	J3	J4	J5	J6	J7	J8	J9	Ref.	Scores of Panel
1	2A<	<	2.64	-0.40	-2	-2	-1	-1							2.24
2	2Lz+2Lo		3.80	0.11	1	0	0	1							3.91
3	2F+2T		3.10	-0.09	0	0	-1	-1							3.01
4	FCoSp2		2.50	0.13	0	0	0	2							2.63
5	StSq2		2.60	0.26	1	1	1	1							2.86
6	2Lz		2.10	0.16	1	1	1	0							2.26
7	SSpB		1.10	0.08	-1	1	1	2							1.18
			17.84												18.09
Program Components			Factor												
	Composition			1.67	4.50	4.00	3.75	3.00							3.81
	Presentation			1.67	4.00	4.00	3.75	3.50							3.81
	Skating Skills			1.67	4.50	4.25	4.00	3.50							4.06
Judges Total Program Component Score (factored)															19.50
Deductions:															0.00

Rank	Name	Nation	Starting Number	Total Segment Score	Total Element Score	Total Program Component Score (factored)	Total Deductions								
2	Ekaterina NESHEVA	BUL	15	35.14	14.98	20.16	0.00								
#	Executed Elements	Info	Base Value	GOE	J1	J2	J3	J4	J5	J6	J7	J8	J9	Ref.	Scores of Panel
1	2F+2T<	<	2.84	-0.59	-3	-3	-3	-4							2.25
2	CCoSp2		2.50	0.38	1	2	1	2							2.88
3	2Lz		2.10	0.16	1	1	0	1							2.26
4	1A		1.10	0.00	0	0	0	0							1.10
5	2Lz+2Lo		3.80	-0.53	-3	-2	-2	-3							3.27
6	StSq1		1.80	0.32	2	2	2	1							2.12
7	SSpB		1.10	0.00	0	0	0	0							1.10
			15.24												14.98
Program Components			Factor												
	Composition			1.67	4.25	4.50	3.75	3.25							3.94
	Presentation			1.67	4.50	4.50	3.75	3.75							4.13
	Skating Skills			1.67	4.50	4.00	3.75	3.75							4.00
Judges Total Program Component Score (factored)															20.16
Deductions:															0.00

Rank	Name	Nation	Starting Number	Total Segment Score	Total Element Score	Total Program Component Score (factored)	Total Deductions								
3	Gergana DINEVA	BUL	5	34.85	15.43	19.42	0.00								
#	Executed Elements	Info	Base Value	GOE	J1	J2	J3	J4	J5	J6	J7	J8	J9	Ref.	Scores of Panel
1	2F+2Lo		3.50	0.09	1	1	0	0							3.59
2	2Lz!+2Tq	! q	3.40	-0.68	-4	-3	-3	-3							2.72
3	1A		1.10	0.03	0	0	0	1							1.13
4	CCoSp2		2.50	0.44	2	2	2	1							2.94
5	2Lz!	!	2.10	-0.16	-1	0	0	-2							1.94
6	SSpB		1.10	0.03	0	1	0	0							1.13
7	StSq1		1.80	0.18	1	1	1	1							1.98
			15.50												15.43
Program Components			Factor												
	Composition			1.67	4.00	4.25	3.75	3.75							3.94
	Presentation			1.67	4.25	4.25	3.75	3.25							3.88
	Skating Skills			1.67	4.25	4.00	3.75	3.25							3.81
Judges Total Program Component Score (factored)															19.42
Deductions:															0.00

SKATE HELENA 2025 - CCBI
JUDGES DETAILS PER SKATER
CUBS II. GIRLS (1.7.2015 - 30.6.2016) FREE SKATING

Rank	Name	Nation	Starting Number	Total Segment Score	Total Element Score	Total Program Component Score (factored)	Total Deductions
4	Kalina KOSTADINOVA	BUL	4	30.82	12.76	18.06	0.00

#	Executed Elements	Info	Base Value	GOE	J1	J2	J3	J4	J5	J6	J7	J8	J9	Ref.	Scores of Panel
1	2Lz+2Loq	q	3.80	-0.32	-2	-2	-1	-1							3.48
2	1A		1.10	0.08	0	1	1	1							1.18
3	2Lzq+2Tq	q q	3.40	-0.79	-4	-4	-4	-3							2.61
4	2F!q	! q	1.80	-0.59	-4	-3	-3	-3							1.21
5	SSpB		1.10	0.11	1	1	1	1							1.21
6	StSqB		1.50	0.11	1	1	0	1							1.61
7	CCoSp1V		1.50	-0.04	-1	0	0	0							1.46
			14.20												12.76
Program Components				Factor											
Composition				1.67	3.50	3.75	3.25	3.50					3.50		
Presentation				1.67	3.75	4.00	3.50	3.75					3.75		
Skating Skills				1.67	3.75	3.75	3.25	3.50					3.56		
Judges Total Program Component Score (factored)										18.06					

Deductions: 0.00

Rank	Name	Nation	Starting Number	Total Segment Score	Total Element Score	Total Program Component Score (factored)	Total Deductions
5	Dariya PETROVA	BUL	10	29.19	13.00	16.19	0.00

#	Executed Elements	Info	Base Value	GOE	J1	J2	J3	J4	J5	J6	J7	J8	J9	Ref.	Scores of Panel
1	2Fq	q	1.80	-0.45	-2	-2	-3	-3							1.35
2	2Loq+1A+SEQ	q	2.80	-0.38	-2	-2	-2	-3							2.42
3	CCoSp1V		1.50	-0.34	-3	-2	-2	-2							1.16
4	2Lzq+2Loq	q q	3.80	-0.89	-4	-4	-4	-5							2.91
5	StSq2		2.60	0.13	0	0	1	1							2.73
6	2S		1.30	0.00	0	0	0	0							1.30
7	SSpB		1.10	0.03	0	0	0	1							1.13
			14.90												13.00
Program Components				Factor											
Composition				1.67	3.75	3.50	2.75	3.00					3.25		
Presentation				1.67	3.50	3.50	3.00	3.00					3.25		
Skating Skills				1.67	3.50	3.25	3.00	3.00					3.19		
Judges Total Program Component Score (factored)										16.19					

Deductions: 0.00

Rank	Name	Nation	Starting Number	Total Segment Score	Total Element Score	Total Program Component Score (factored)	Total Deductions
6	Ivanka LIZANNA	HUN	18	28.04	12.15	15.89	0.00

#	Executed Elements	Info	Base Value	GOE	J1	J2	J3	J4	J5	J6	J7	J8	J9	Ref.	Scores of Panel
1	1A+2T		2.40	-0.07	0	0	-1	-1							2.33
2	2F	F	1.80	-0.90	-5	-5	-5	-5							0.90
3	2Lz<+1A+SEQ	<	2.78	-0.38	-3	-2	-2	-2							2.40
4	CCoSp2		2.50	0.00	0	0	0	0							2.50
5	StSqB		1.50	0.15	1	1	1	1							1.65
6	2Loq	q	1.70	-0.43	-2	-2	-3	-3							1.27
7	SSpB		1.10	0.00	0	0	0	0							1.10
			13.78												12.15
Program Components				Factor											
Composition				1.67	4.00	3.50	2.50	2.75					3.19		
Presentation				1.67	4.00	3.50	2.50	2.50					3.13		
Skating Skills				1.67	4.25	3.25	2.75	2.50					3.19		
Judges Total Program Component Score (factored)										15.89					

Deductions: 0.00

SKATE HELENA 2025 - CCBI
JUDGES DETAILS PER SKATER
CUBS II. GIRLS (1.7.2015 - 30.6.2016) FREE SKATING

Rank	Name	Nation	Starting Number	Total Segment Score	Total Element Score	Total Program Component Score (factored)	Total Deductions
7	Izabela GRGURIC	SLO	20	27.28	12.67	14.61	0.00

#	Executed Elements	Info	Base Value	GOE	J1	J2	J3	J4	J5	J6	J7	J8	J9	Ref.	Scores of Panel
1	2Lz+1A+SEQ		3.20	0.00	0	0	0	0							3.20
2	2Fe+2T<	e <	2.48	-0.62	-4	-4	-5	-4							1.86
3	CCoSp2		2.50	0.25	1	1	1	1							2.75
4	2Lz	F	2.10	-1.05	-5	-5	-5	-5							1.05
5	2Lo		1.70	-0.55	-3	-3	-4	-3							1.15
6	StSqB		1.50	0.00	-1	0	1	0							1.50
7	CSpB		1.10	0.06	0	1	1	0							1.16
			14.58												12.67
Program Components				Factor											
Composition				1.67	3.00	3.25	3.25	2.00							2.88
Presentation				1.67	2.75	3.00	3.25	2.25							2.81
Skating Skills				1.67	3.50	3.25	3.25	2.25							3.06
Judges Total Program Component Score (factored)															14.61

Deductions: 0.00

Rank	Name	Nation	Starting Number	Total Segment Score	Total Element Score	Total Program Component Score (factored)	Total Deductions
8	Ema GULIN	CRO	17	26.00	11.27	14.73	0.00

#	Executed Elements	Info	Base Value	GOE	J1	J2	J3	J4	J5	J6	J7	J8	J9	Ref.	Scores of Panel
1	1A+2T<	<	2.14	-0.36	-3	-2	-4	-4							1.78
2	CCoSp2		2.50	0.06	-1	1	1	0							2.56
3	2S+1A+SEQ		2.40	-0.16	0	-1	-2	-2							2.24
4	StSqB		1.50	0.11	0	1	1	1							1.61
5	2S		1.30	-0.33	-2	-1	-3	-4							0.97
6	2Lo<	<	1.36	-0.41	-3	-3	-3	-3							0.95
7	SSpB		1.10	0.06	0	1	1	0							1.16
			12.30												11.27
Program Components				Factor											
Composition				1.67	3.00	3.25	3.25	2.75							3.06
Presentation				1.67	2.50	3.25	3.25	2.50							2.88
Skating Skills				1.67	2.75	3.00	3.25	2.50							2.88
Judges Total Program Component Score (factored)															14.73

Deductions: 0.00

Rank	Name	Nation	Starting Number	Total Segment Score	Total Element Score	Total Program Component Score (factored)	Total Deductions
9	Nina AUPIC	SLO	9	25.57	12.10	13.47	0.00

#	Executed Elements	Info	Base Value	GOE	J1	J2	J3	J4	J5	J6	J7	J8	J9	Ref.	Scores of Panel
1	2Lz<+1A+SEQ	<	2.78	-0.50	-3	-2	-3	-4							2.28
2	2F<<	<<	0.50	-0.19	-4	-3	-4	-4							0.31
3	CCoSp2		2.50	0.19	1	1	0	1							2.69
4	2S+2T<	<	2.34	-0.33	-3	-2	-3	-2							2.01
5	2Lo<	<	1.36	-0.31	-2	-2	-3	-2							1.05
6	StSq2		2.60	0.00	0	0	0	0							2.60
7	CSpB		1.10	0.06	1	1	0	0							1.16
			13.18												12.10
Program Components				Factor											
Composition				1.67	3.25	3.25	2.25	2.25							2.75
Presentation				1.67	3.00	3.25	2.25	2.25							2.69
Skating Skills				1.67	3.25	3.00	2.25	2.00							2.63
Judges Total Program Component Score (factored)															13.47

Deductions: 0.00

SKATE HELENA 2025 - CCBI
JUDGES DETAILS PER SKATER
CUBS II. GIRLS (1.7.2015 - 30.6.2016) FREE SKATING

Rank	Name	Nation	Starting Number	Total Segment Score	Total Element Score	Total Program Component Score (factored)	Total Deductions
10	Vida KRALJ	CRO	11	22.06	10.98	11.08	0.00

#	Executed Elements	Info	Base Value	GOE	J1	J2	J3	J4	J5	J6	J7	J8	J9	Ref.	Scores of Panel
1	1A+2Tq	q	2.40	-0.46	-3	-2	-4	-5							1.94
2	CCoSp2		2.50	-0.38	-2	-2	-2	0							2.12
3	StSqB		1.50	-0.15	-2	-1	-1	0							1.35
4	2Lo<	<	1.36	-0.34	-3	-2	-3	-2							1.02
5	2S+1A+SEQ		2.40	-0.10	0	0	-1	-2							2.30
6	2S		1.30	-0.07	0	0	-2	0							1.23
7	SSpB		1.10	-0.08	-1	-1	0	-1							1.02
			12.56												10.98
Program Components				Factor											
Composition				1.67	2.50	2.75	1.75	2.25					2.31		
Presentation				1.67	2.00	2.75	1.75	2.25					2.19		
Skating Skills				1.67	2.25	2.50	1.75	2.00					2.13		
Judges Total Program Component Score (factored)													11.08		

Deductions: 0.00

Rank	Name	Nation	Starting Number	Total Segment Score	Total Element Score	Total Program Component Score (factored)	Total Deductions
11	Zeynep FILIBELI	TUR	13	21.13	9.02	12.11	0.00

#	Executed Elements	Info	Base Value	GOE	J1	J2	J3	J4	J5	J6	J7	J8	J9	Ref.	Scores of Panel
1	2F<<	F <<	0.50	-0.25	-5	-5	-5	-5							0.25
2	2Lo<	<	1.36	-0.38	-3	-2	-3	-3							0.98
3	CCoSp2		2.50	0.06	1	0	0	0							2.56
4	StSqB		1.50	-0.15	-1	-1	-1	-1							1.35
5	2T<+1A+SEQ	<	2.14	-0.30	-3	-2	-3	-3							1.84
6	2T<	<	1.04	-0.21	-3	-2	-1	-2							0.83
7	CSpB		1.10	0.11	2	1	1	0							1.21
			10.14												9.02
Program Components				Factor											
Composition				1.67	2.50	2.75	2.25	2.25					2.44		
Presentation				1.67	2.25	2.50	2.25	2.75					2.44		
Skating Skills				1.67	2.75	2.25	2.25	2.25					2.38		
Judges Total Program Component Score (factored)													12.11		

Deductions: 0.00

Rank	Name	Nation	Starting Number	Total Segment Score	Total Element Score	Total Program Component Score (factored)	Total Deductions
12	Irina MITOVA	BUL	3	20.90	7.84	13.06	0.00

#	Executed Elements	Info	Base Value	GOE	J1	J2	J3	J4	J5	J6	J7	J8	J9	Ref.	Scores of Panel
1	2Lo<<	<<	0.50	-0.21	-4	-4	-5	-4							0.29
2	2S<	<	1.04	-0.26	-3	-2	-2	-3							0.78
3	CCoSp1		2.00	-0.10	-1	0	-1	0							1.90
4	2Sq	q	1.30	-0.33	-2	-2	-3	-3							0.97
5	StSqB		1.50	-0.08	-1	-1	0	0							1.42
6	1F+1A+SEQ		1.60	-0.03	0	0	0	-1							1.57
7	SSpB		1.10	-0.19	-3	-2	-1	-1							0.91
			9.04												7.84
Program Components				Factor											
Composition				1.67	2.75	2.50	2.75	2.50					2.63		
Presentation				1.67	2.50	2.50	2.75	2.50					2.56		
Skating Skills				1.67	2.75	2.25	2.75	2.75					2.63		
Judges Total Program Component Score (factored)													13.06		

Deductions: 0.00

SKATE HELENA 2025 - CCBI
JUDGES DETAILS PER SKATER
CUBS II. GIRLS (1.7.2015 - 30.6.2016) FREE SKATING

Rank	Name	Nation	Starting Number	Total Segment Score	Total Element Score	Total Program Component Score (factored)	Total Deductions
13	Alexia EASOM	RSA	19	20.18	8.48	11.70	0.00

#	Executed Elements	Info	Base Value	GOE	J1	J2	J3	J4	J5	J6	J7	J8	J9	Ref.	Scores of Panel
1	2Lo		1.70	-0.13	0	0	-2	-1							1.57
2	2S+2T<	<	2.34	-0.59	-4	-4	-5	-5							1.75
3	1T+SEQ+1A*	*	0.40	-0.17	-4	-4	-4	-5							0.23
4	StSqB		1.50	-0.34	-3	-2	-2	-2							1.16
5	SSpB		1.10	-0.06	-2	0	0	0							1.04
6	2F<+1T*+REP	< *	1.01	-0.72	-5	-5	-5	-5							0.29
7	CCoSp2		2.50	-0.06	0	0	0	-1							2.44
			10.55												8.48
Program Components				Factor											
Composition				1.67	2.25	2.75	2.00	2.50					2.38		
Presentation				1.67	2.50	2.75	2.00	2.25					2.38		
Skating Skills				1.67	2.25	2.50	2.00	2.25					2.25		
Judges Total Program Component Score (factored)												11.70			

Deductions: 0.00

Rank	Name	Nation	Starting Number	Total Segment Score	Total Element Score	Total Program Component Score (factored)	Total Deductions
14	Mina RADOJEV	SRB	2	19.09	7.18	11.91	0.00

#	Executed Elements	Info	Base Value	GOE	J1	J2	J3	J4	J5	J6	J7	J8	J9	Ref.	Scores of Panel
1	2S<	F	1.04	-0.52	-5	-5	-5	-5							0.52
2	1A+COMBO+1T*	<	1.10	-0.39	-3	-3	-3	-5							0.71
3	2Lo<<	<<	0.50	-0.19	-4	-3	-4	-4							0.31
4	CCoSp1		2.00	0.00	0	0	0	0							2.00
5	1A		1.10	-0.06	0	0	-1	-1							1.04
6	StSqB		1.50	0.00	0	0	0	0							1.50
7	SSpB		1.10	0.00	0	0	0	0							1.10
			8.34												7.18
Program Components				Factor											
Composition				1.67	2.75	2.75	2.25	1.75					2.38		
Presentation				1.67	3.00	2.50	2.50	1.50					2.38		
Skating Skills				1.67	3.00	2.50	2.25	1.75					2.38		
Judges Total Program Component Score (factored)												11.91			

Deductions: 0.00

Rank	Name	Nation	Starting Number	Total Segment Score	Total Element Score	Total Program Component Score (factored)	Total Deductions
15	Alisa KLYACHEVA	BUL	7	18.96	6.53	12.43	0.00

#	Executed Elements	Info	Base Value	GOE	J1	J2	J3	J4	J5	J6	J7	J8	J9	Ref.	Scores of Panel
1	2S<+1A+SEQ	<	2.14	-0.36	-3	-2	-4	-4							1.78
2	2F<<	<<	0.50	-0.19	-4	-3	-4	-4							0.31
3	StSqB		1.50	-0.08	0	0	0	-2							1.42
4	2Lze<<	e <<	0.48	-0.23	-5	-5	-5	-4							0.25
5	2Lo<<+2T<<	<< <<	0.90	-0.25	-5	-5	-5	-5							0.65
6	CSpB		1.10	-0.19	-2	-2	-1	-2							0.91
7	CCoSpBV		1.28	-0.07	-2	0	0	0							1.21
			7.90												6.53
Program Components				Factor											
Composition				1.67	3.00	3.00	2.00	2.00					2.50		
Presentation				1.67	2.75	3.00	2.25	2.25					2.56		
Skating Skills				1.67	2.75	2.75	2.00	2.00					2.38		
Judges Total Program Component Score (factored)												12.43			

Deductions: 0.00

SKATE HELENA 2025 - CCBI
JUDGES DETAILS PER SKATER
CUBS II. GIRLS (1.7.2015 - 30.6.2016) FREE SKATING

Rank	Name	Nation	Starting Number	Total Segment Score	Total Element Score	Total Program Component Score (factored)	Total Deductions
16	Derin GUVERCIN	TUR	6	18.96	8.08	10.88	0.00

#	Executed Elements	Info	Base Value	GOE	J1	J2	J3	J4	J5	J6	J7	J8	J9	Ref.	Scores of Panel
1	2T+1A+SEQ		2.40	-0.42	-3	-2	-4	-4							1.98
2	StSqB		1.50	-0.04	0	0	-1	0							1.46
3	SSpB		1.10	0.00	0	0	0	0							1.10
4	1A+1Lo		1.60	-0.08	-1	-1	0	-1							1.52
5	2Sq	q	1.30	-0.29	-2	-2	-3	-2							1.01
6	2F<	<	1.44	-0.43	-3	-2	-4	-3							1.01
7	CCoSp		0.00	0.00	-	-	-	-							0.00
			9.34												8.08
Program Components				Factor											
Composition				1.67	2.50	2.25	1.75	2.25				2.19			
Presentation				1.67	2.00	2.25	2.00	2.50				2.19			
Skating Skills				1.67	2.25	2.00	1.75	2.50				2.13			
Judges Total Program Component Score (factored)												10.88			

Deductions: 0.00

Rank	Name	Nation	Starting Number	Total Segment Score	Total Element Score	Total Program Component Score (factored)	Total Deductions
17	Ivona MULLER	SLO	12	17.78	8.70	9.08	0.00

#	Executed Elements	Info	Base Value	GOE	J1	J2	J3	J4	J5	J6	J7	J8	J9	Ref.	Scores of Panel
1	2S	F	1.30	-0.65	-5	-5	-5	-5							0.65
2	2S	F	1.30	-0.65	-5	-5	-5	-5							0.65
3	StSqB		1.50	-0.23	-2	-1	-2	-1							1.27
4	1A+1T		1.50	-0.30	-3	-2	-3	-3							1.20
5	CCoSp2		2.50	-0.13	-1	0	0	-1							2.37
6	1A+1Lo		1.60	-0.11	0	0	-1	-3							1.49
7	SSpB		1.10	-0.03	0	0	-1	0							1.07
			10.80												8.70
Program Components				Factor											
Composition				1.67	2.25	2.00	1.50	1.50				1.81			
Presentation				1.67	2.00	2.00	1.50	1.50				1.75			
Skating Skills				1.67	2.25	2.00	1.50	1.75				1.88			
Judges Total Program Component Score (factored)												9.08			

Deductions: 0.00

Rank	Name	Nation	Starting Number	Total Segment Score	Total Element Score	Total Program Component Score (factored)	Total Deductions
18	Iva VOJNOVIC	SLO	16	17.32	6.46	10.86	0.00

#	Executed Elements	Info	Base Value	GOE	J1	J2	J3	J4	J5	J6	J7	J8	J9	Ref.	Scores of Panel
1	2S	F	1.30	-0.65	-5	-5	-5	-5							0.65
2	2Lo		1.70	-0.55	-3	-3	-5	-2							1.15
3	Sp	F	0.00	0.00	-	-	-	-							0.00
4	2S	F	1.30	-0.65	-5	-5	-5	-5							0.65
5	StSqB		1.50	-0.26	-2	-2	-2	-1							1.24
6	1Lz+1A+SEQ		1.70	-0.03	0	0	0	-1							1.67
7	SSpB		1.10	0.00	0	0	0	0							1.10
			8.60												6.46
Program Components				Factor											
Composition				1.67	2.25	2.25	2.50	2.25				2.31			
Presentation				1.67	1.75	2.00	2.25	2.25				2.06			
Skating Skills				1.67	2.00	2.25	2.25	2.00				2.13			
Judges Total Program Component Score (factored)												10.86			

Deductions: 0.00

SKATE HELENA 2025 - CCBI
JUDGES DETAILS PER SKATER
CUBS II. GIRLS (1.7.2015 - 30.6.2016) FREE SKATING

Rank	Name	Nation	Starting Number	Total Segment Score	Total Element Score	Total Program Component Score (factored)		Total Deductions							
19	Nina PESJAK	SLO	22	15.49	8.08	7.41		0.00							
#	Executed Elements	Info	Base Value	GOE	J1	J2	J3	J4	J5	J6	J7	J8	J9	Ref.	Scores of Panel
1	2S	F	1.30	-0.65	-5	-5	-5	-5							0.65
2	1A+1Lo		1.60	-0.22	0	-1	-4	-3							1.38
3	2S		1.30	-0.39	-2	-2	-4	-4							0.91
4	CCoSp1		2.00	-0.10	-1	0	0	-1							1.90
5	StSqB		1.50	-0.30	-2	-2	-2	-2							1.20
6	1Aq+1T	q	1.50	-0.50	-3	-5	-5	-5							1.00
7	SSpB		1.10	-0.06	-1	-1	0	0							1.04
			10.30												8.08
Program Components				Factor											
Composition				1.67	2.00	1.50	1.50	1.25						1.56	
Presentation				1.67	1.50	1.50	1.25	1.50						1.44	
Skating Skills				1.67	1.75	1.50	1.25	1.25						1.44	
Judges Total Program Component Score (factored)												7.41			
Deductions:														0.00	

Rank	Name	Nation	Starting Number	Total Segment Score	Total Element Score	Total Program Component Score (factored)		Total Deductions							
20	Defne KABADAYI	TUR	21	13.02	5.78	7.74		-0.50							
#	Executed Elements	Info	Base Value	GOE	J1	J2	J3	J4	J5	J6	J7	J8	J9	Ref.	Scores of Panel
1	1Lz+1Lo		1.10	-0.11	-2	-1	-2	-2							0.99
2	1F+1T		0.90	-0.08	-1	-1	-2	-2							0.82
3	CCoSp1V		1.50	-0.26	-2	-2	-2	-1							1.24
4	1A<<	F <<	0.00	0.00	-	-	-	-							0.00
5	1Lz		0.60	-0.09	-1	-1	-3	-1							0.51
6	StSqB		1.50	-0.30	-3	-3	-2	0							1.20
7	SSpB		1.10	-0.08	-1	-1	0	-1							1.02
			6.70												5.78
Program Components				Factor											
Composition				1.67	1.75	1.75	1.50	1.50						1.63	
Presentation				1.67	1.50	1.50	1.50	1.50						1.50	
Skating Skills				1.67	1.50	1.50	1.50	1.50						1.50	
Judges Total Program Component Score (factored)												7.74			
Deductions: Falls														-0.50 (1)	

Rank	Name	Nation	Starting Number	Total Segment Score	Total Element Score	Total Program Component Score (factored)		Total Deductions							
21	Maria HRISTOVA	BUL	1	12.72	3.74	8.98		0.00							
#	Executed Elements	Info	Base Value	GOE	J1	J2	J3	J4	J5	J6	J7	J8	J9	Ref.	Scores of Panel
1	1Fq+1T	q	0.90	-0.13	-2	-2	-3	-3							0.77
2	1Lz!	!	0.60	-0.15	-2	-1	-4	-3							0.45
3	SSp		0.00	0.00	-	-	-	-							0.00
4	1A<	<	0.88	-0.37	-4	-3	-5	-5							0.51
5	StSqB		1.50	-0.19	-2	-1	-1	-1							1.31
6	1F+1Lo<	<	0.90	-0.20	-4	-3	-4	-5							0.70
7	CoSp		0.00	0.00	-	-	-	-							0.00
			4.78												3.74
Program Components				Factor											
Composition				1.67	2.00	2.25	1.50	1.50						1.81	
Presentation				1.67	1.75	2.25	1.75	1.75						1.88	
Skating Skills				1.67	2.00	2.00	1.50	1.25						1.69	
Judges Total Program Component Score (factored)												8.98			
Deductions:														0.00	

SKATE HELENA 2025 - CCBI
JUDGES DETAILS PER SKATER
CUBS II. GIRLS (1.7.2015 - 30.6.2016) FREE SKATING

Legend:							
#	Sequence number	GOE	Grade of Execution	Jx	Judges (x=1-9)	Ref.	Referee
*	Invalid element	e	Wrong edge	<	Under-rotated jump	<<	Downgraded jump
!	Not clear edge	REP	Jump repetition	F	Fall	q	Jump landed on the quarter

SKATE HELENA 2025 - CCBI

CHICKS BOYS (1.7.2016 AND YOUNGER)

Pionir Ice Hall	30 JAN 2025	11:42	Free Skating
-----------------	-------------	-------	--------------

Size of Skating Arena:	30m*60m
Ice Conditions:	very good
Number of Entries:	5
Number of Participants:	5

Entry Withdrawn:

Free Skating		
Duration:	2:00 +/- 10 seconds	
Segment Factor:	1.00	
Program Component Factors:	Composition	1.67
	Presentation	1.67
	Skating Skills	1.67

SKATE HELENA 2025 - CCBI
PANEL OF JUDGES
CHICKS BOYS (1.7.2016 AND YOUNGER)

Officials

Technical Controller	Ms. Katarina MITROVIC	SRB
Technical Specialist	Ms. Anja BRATEC LESJAK	SLO
Technical Specialist	Ms. Darja MIJATOVIC	SRB

Judges

Referee	Ms. Adrianna ORDEANU	ROU
Judge No. 1	Ms. Adrianna ORDEANU	ROU
Judge No. 2	Mr. Josip CEROVAC	CRO
Judge No. 3	Ms. Ursa KRUSEC	SLO
Judge No. 4	Ms. Vasilisa BLAGOTIC	SRB

Data/Replay Operator

Data Operator	Ms. Svetoslava RYADKOVA	BUL
---------------	-------------------------	-----

SKATE HELENA 2025 - CCBI

RESULTS

CHICKS BOYS (1.7.2016 AND YOUNGER)

Pl.	Name Club	Nation	Total Score	FS
1	Cinar Asaf OZYILMAZ Istanbul Buz Yildizlari Sports Club	TUR	19.65	1
2	Andrian KOLEV Skate Club Denkova Staviski	BUL	16.83	2
3	Mihail MAKSYUTOV Skating Club Olimpik	SRB	14.63	3
4	David JOVANOVIC Skating Club Olimpik	SRB	9.44	4
Withdrawn	Tuna ERTURK Demirboga Sports Club	TUR		WD

Ms. Adrianna ORDEANU, ROU

Referee



Ms. Katarina GROF MITROVIC, SRB

Technical Controller



Legend:

FS Free Skating

WD Withdrawn

Pl. Place

SKATE HELENA 2025 - CCBI
JUDGES DETAILS PER SKATER
CHICKS BOYS (1.7.2016 AND YOUNGER) FREE SKATING

Rank	Name	Nation	Starting Number	Total Segment Score	Total Element Score	Total Program Component Score (factored)	Total Deductions
1	Cinar Asaf OZYILMAZ	TUR	2	19.65	7.75	11.90	0.00

#	Executed Elements	Info	Base Value	GOE	J1	J2	J3	J4	J5	J6	J7	J8	J9	Ref.	Scores of Panel
1	2S<+1T	<	1.44	-0.29	-3	-2	-3	-3							1.15
2	1A		1.10	-0.19	0	-2	-2	-3							0.91
3	CoSpBV		1.13	-0.11	-1	-1	-1	-1							1.02
4	1A+1Lo		1.60	-0.06	0	0	-1	-1							1.54
5	SSpB		1.10	0.06	1	1	0	0							1.16
6	2S<	<	1.04	-0.42	-4	-4	-4	-4							0.62
7	StSqB		1.50	-0.15	0	-1	-2	-1							1.35
			8.91												7.75
Program Components				Factor											
Composition				1.67	2.25	2.50	2.50	2.50					2.44		
Presentation				1.67	2.25	2.25	2.50	2.75					2.44		
Skating Skills				1.67	2.25	2.00	2.50	2.25					2.25		
Judges Total Program Component Score (factored)										11.90					

Deductions: 0.00

Rank	Name	Nation	Starting Number	Total Segment Score	Total Element Score	Total Program Component Score (factored)	Total Deductions
2	Andrian KOLEV	BUL	1	16.83	6.79	10.04	0.00

#	Executed Elements	Info	Base Value	GOE	J1	J2	J3	J4	J5	J6	J7	J8	J9	Ref.	Scores of Panel
1	1A<<	<<	0.00	0.00	-	-	-	-							0.00
2	SSpB		1.10	0.00	0	0	0	0							1.10
3	1S		0.40	0.00	0	0	0	0							0.40
4	1Lz+1A<+SEQ	<	1.48	-0.24	-3	-2	-3	-3							1.24
5	1F+1Lo		1.00	-0.09	-2	-2	-1	-2							0.91
6	StSqB		1.50	-0.11	0	-1	-1	-1							1.39
7	CCoSp1		2.00	-0.25	-1	-2	-1	-1							1.75
			7.48												6.79
Program Components				Factor											
Composition				1.67	2.00	2.00	2.00	1.75					1.94		
Presentation				1.67	2.25	2.25	2.25	2.00					2.19		
Skating Skills				1.67	2.00	1.75	2.00	1.75					1.88		
Judges Total Program Component Score (factored)										10.04					

Deductions: 0.00

Rank	Name	Nation	Starting Number	Total Segment Score	Total Element Score	Total Program Component Score (factored)	Total Deductions
3	Mihail MAKSYUTOV	SRB	3	14.63	5.23	9.40	0.00

#	Executed Elements	Info	Base Value	GOE	J1	J2	J3	J4	J5	J6	J7	J8	J9	Ref.	Scores of Panel
1	1A<	<	0.88	-0.40	-4	-4	-5	-5							0.48
2	1F<	<	0.40	-0.14	-4	-3	-3	-4							0.26
3	1S+1Lo		0.90	-0.06	-2	-1	-1	-1							0.84
4	USpB		1.00	-0.20	-3	-2	-2	-1							0.80
5	1S+1T		0.80	-0.01	0	0	0	-1							0.79
6	CoSpBV		1.13	-0.34	-3	-3	-3	-3							0.79
7	StSqB		1.50	-0.23	0	-2	-2	-2							1.27
			6.61												5.23
Program Components				Factor											
Composition				1.67	2.00	1.75	1.75	2.00					1.88		
Presentation				1.67	2.00	2.00	2.00	2.00					2.00		
Skating Skills				1.67	2.00	1.50	1.75	1.75					1.75		
Judges Total Program Component Score (factored)										9.40					

Deductions: 0.00

SKATE HELENA 2025 - CCBI
JUDGES DETAILS PER SKATER
CHICKS BOYS (1.7.2016 AND YOUNGER) FREE SKATING

Rank	Name	Nation	Starting Number	Total Segment Score	Total Element Score	Total Program Component Score (factored)			Total Deductions						
4	David JOVANOVIC	SRB	4	9.44	2.96	6.48			0.00						
#	Executed Elements	Info	Base Value	GOE	J1	J2	J3	J4	J5	J6	J7	J8	J9	Ref.	Scores of Panel
1	1S+1Lo<<	<<	0.40	-0.14	-3	-3	-4	-4							0.26
2	1Fq	q	0.50	-0.09	-2	-3	0	-2							0.41
3	CoSp		0.00	0.00	-	-	-	-							0.00
4	StSqB		1.50	-0.26	-1	-2	-2	-2							1.24
5	1A<	F <	0.88	-0.44	-5	-5	-5	-5							0.44
6	1S<+1T	<	0.72	-0.11	-3	-2	-3	-3							0.61
7	USp		0.00	0.00	-	-	-	-							0.00
			4.00												2.96
Program Components			Factor												
	Composition		1.67	1.25	1.25	1.50	1.50								1.38
	Presentation		1.67	1.25	1.25	1.50	1.25								1.31
	Skating Skills		1.67	1.25	1.00	1.25	1.25								1.19
Judges Total Program Component Score (factored)			6.48												
Deductions:														0.00	

Legend:		GOE	Grade of Execution	Jx	Judges (x=1-9)	Ref.	Referee
#	Sequence number	<<	Downgraded jump	F	Fall	q	Jump landed on the quarter

SKATE HELENA 2025 - CCBI

CHICKS I. GIRLS (1.7.2016 - 30.6.2017)

Pionir Ice Hall	30 JAN 2025	9:21	Free Skating
-----------------	-------------	------	--------------

Size of Skating Arena:	30m*60m
Ice Conditions:	very good
Number of Entries:	28
Number of Participants:	28

Entry Withdrawn:

Free Skating		
Duration:	2:00 +/- 10 seconds	
Segment Factor:	1.00	
Program Component Factors:	Composition	1.67
	Presentation	1.67
	Skating Skills	1.67

SKATE HELENA 2025 - CCBI

PANEL OF JUDGES

CHICKS I. GIRLS (1.7.2016 - 30.6.2017)

Officials

Technical Controller	Ms. Katarina MITROVIC	SRB
Technical Specialist	Ms. Darja MIJATOVIC	SRB
Technical Specialist	Ms. Anja BRATEC LESJAK	SLO

Judges

Referee	Ms. Adrianna ORDEANU	ROU
Judge No. 1	Ms. Adrianna ORDEANU	ROU
Judge No. 2	Mr. Josip CEROVAC	CRO
Judge No. 3	Ms. Ursa KRUSEC	SLO
Judge No. 4	Ms. Vasilisa BLAGOTIC	SRB

Data/Replay Operator

Data Operator	Ms. Svetoslava RYADKOVA	BUL
---------------	-------------------------	-----

SKATE HELENA 2025 - CCBI**RESULTS****CHICKS I. GIRLS (1.7.2016 - 30.6.2017)**

Pl.	Name Club	Nation	Total Score	FS
1	Alisa VELBOVETS Skate Club Denkova Staviski	BUL	28.27	1
2	Yoana RADEVA Skate Club Denkova Staviski	BUL	28.12	2
3	Dorotea DRAGOVIC Skating Club Olimpik	SRB	27.32	3
4	Sofia BARTOSOVA Slovak Figure Skating Association	SVK	25.35	4
5	Aleksandra ATANASOVA SC Elite	BUL	24.52	5
6	Vlara DONEVA Skate Club Denkova Staviski	BUL	24.35	6
7	Izabela DJURKOVA SC Elite	BUL	24.22	7
8	Mina RANKOVIC Skating Club Olimpik	SRB	22.49	8
9	Sifa Nur KARAIBIS Istanbul Buz Yildizlari Sports Club	TUR	21.68	9
10	Alya BEYAZ Olympic 2023 Sports Club	TUR	20.74	10
11	Ariana KHODYREVA Emirates Skating Club	UAE	20.32	11
12	Miroslava MARTINOVA Sc Iceberg Sulis	BUL	19.10	12
13	Lea HAIKIN SC Elite	BUL	18.52	13
14	Viktorii KRAVTSOVA Emirates Skating Club	UAE	18.39	14
15	Yoana MARTINOVA Sc Iceberg Sulis	BUL	18.06	15
16	Ayşe Yezra YONDEMİR Olympic 2023 Sports Club	TUR	16.68	16
17	Viktoriya NIKOVA Sc Ledeni Iskri	BUL	14.17	17
18	Michaela MASLARSKA Skate Club Denkova Staviski	BUL	13.73	18
19	Lina SALTİK Istanbul Buz Yildizlari Sports Club	TUR	13.55	19
20	Viktoriya TOMOVA Sc Ledeni Iskri	BUL	12.02	20
21	Vihra STEFANOVA Sport Club Slavia	BUL	11.54	21
22	Afroditi TAMPA Sc Ledeni Iskri	BUL	11.47	22
23	Ivayla MARTINOVA Sc Iceberg Sulis	BUL	11.35	23
24	Dea YONCHEVA Sc Ledeni Iskri	BUL	11.24	24
25	Ana MARINOVA Sc Ledeni Iskri	BUL	11.05	25
26	Dina GRGIC Figure skating club Mladost Belgrade	SRB	10.62	26

SKATE HELENA 2025 - CCBI

RESULTS

CHICKS I. GIRLS (1.7.2016 - 30.6.2017)

27	Borisa EVLOGIEVA Sc Ledeni Iskri	BUL	9.84	27
Withdrawn	Lila Irmak ATESALP Gumus patenler	TUR		WD

Ms. Adrianna ORDEANU, ROU

Referee



Ms. Katarina GROF MITROVIC, SRB

Technical Controller



Legend:

FS Free Skating WD Withdrawn Pl. Place

SKATE HELENA 2025 - CCBI
JUDGES DETAILS PER SKATER
CHICKS I. GIRLS (1.7.2016 - 30.6.2017) FREE SKATING

Rank	Name	Nation	Starting Number	Total Segment Score	Total Element Score	Total Program Component Score (factored)	Total Deductions
1	Alisa VELBOVETS	BUL	20	28.27	12.48	15.79	0.00

#	Executed Elements	Info	Base Value	GOE	J1	J2	J3	J4	J5	J6	J7	J8	J9	Ref.	Scores of Panel
1	2F<+2T	<	2.74	-0.40	-2	-2	-4	-3							2.34
2	2Lz<	<	1.68	-0.42	-2	-2	-3	-3							1.26
3	CCoSp2		2.50	0.00	1	-1	0	0							2.50
4	1A+2Loq	q	2.80	-0.34	-2	-2	-2	-2							2.46
5	SSpB		1.10	0.06	1	1	0	0							1.16
6	2Lz<	<	1.68	-0.34	-2	-2	-2	-2							1.34
7	StSqB		1.50	-0.08	0	0	-1	-1							1.42
			14.00												12.48
Program Components			Factor												
Composition			1.67	3.25	3.25	3.00	3.25							3.19	
Presentation			1.67	3.25	3.25	3.25	2.75							3.13	
Skating Skills			1.67	3.25	3.00	3.25	3.00							3.13	
Judges Total Program Component Score (factored)															15.79

Deductions: 0.00

Rank	Name	Nation	Starting Number	Total Segment Score	Total Element Score	Total Program Component Score (factored)	Total Deductions
2	Yoana RADEVA	BUL	3	28.12	12.35	15.77	0.00

#	Executed Elements	Info	Base Value	GOE	J1	J2	J3	J4	J5	J6	J7	J8	J9	Ref.	Scores of Panel
1	1A+2Lo<	<	2.46	-0.27	-2	-2	-3	-1							2.19
2	2Lze<	e <	1.26	-0.60	-4	-5	-5	-5							0.66
3	2Fq+2T<	q <	2.84	-0.59	0	-4	-4	-5							2.25
4	CCoSp2		2.50	0.25	1	2	1	0							2.75
5	StSqB		1.50	0.11	1	1	1	0							1.61
6	2Lz!	!	2.10	-0.37	-1	-1	-3	-2							1.73
7	SSpB		1.10	0.06	1	0	1	0							1.16
			13.76												12.35
Program Components			Factor												
Composition			1.67	3.25	3.50	3.25	2.75							3.19	
Presentation			1.67	3.50	3.50	3.25	2.75							3.25	
Skating Skills			1.67	3.25	3.25	3.00	2.50							3.00	
Judges Total Program Component Score (factored)															15.77

Deductions: 0.00

Rank	Name	Nation	Starting Number	Total Segment Score	Total Element Score	Total Program Component Score (factored)	Total Deductions
3	Dorotea DRAGOVIC	SRB	13	27.32	12.09	15.23	0.00

#	Executed Elements	Info	Base Value	GOE	J1	J2	J3	J4	J5	J6	J7	J8	J9	Ref.	Scores of Panel
1	1A+2T<	<	2.14	-0.25	-2	-2	-3	-2							1.89
2	2Loq	q	1.70	-0.34	-2	-2	-2	-2							1.36
3	2S+1A+SEQ		2.40	-0.20	0	-2	-2	-2							2.20
4	CCoSp2		2.50	0.38	2	2	1	1							2.88
5	StSqB		1.50	0.11	1	1	1	0							1.61
6	2Sq	q	1.30	-0.36	-2	-3	-3	-3							0.94
7	SSpB		1.10	0.11	1	1	1	1							1.21
			12.64												12.09
Program Components			Factor												
Composition			1.67	3.25	3.25	2.75	2.75							3.00	
Presentation			1.67	3.50	3.50	2.75	2.50							3.06	
Skating Skills			1.67	3.50	3.00	3.00	2.75							3.06	
Judges Total Program Component Score (factored)															15.23

Deductions: 0.00

SKATE HELENA 2025 - CCBI
JUDGES DETAILS PER SKATER
CHICKS I. GIRLS (1.7.2016 - 30.6.2017) FREE SKATING

Rank	Name	Nation	Starting Number	Total Segment Score	Total Element Score	Total Program Component Score (factored)	Total Deductions
4	Sofia BARTOSOVA	SVK	14	25.35	10.20	15.15	0.00

#	Executed Elements	Info	Base Value	GOE	J1	J2	J3	J4	J5	J6	J7	J8	J9	Ref.	Scores of Panel	
1	1A+1Lo		1.60	0.00	0	0	0	0							1.60	
2	2S+1A+SEQ		2.40	-0.16	-1	-1	-2	-1							2.24	
3	CCoSp1V		1.50	0.00	0	0	0	0							1.50	
4	2Lo		1.70	-0.60	-3	-3	-4	-4							1.10	
5	2S		1.30	-0.33	-3	-3	-2	-2							0.97	
6	StSqB		1.50	0.08	0	1	1	0							1.58	
7	SSpB		1.10	0.11	1	1	1	1							1.21	
			11.10												10.20	
Program Components			Factor													
	Composition		1.67	3.00	3.00	3.25	2.75								3.00	
	Presentation		1.67	3.25	3.25	3.50	2.50								3.13	
	Skating Skills		1.67	3.00	2.75	3.25	2.75								2.94	
	Judges Total Program Component Score (factored)														15.15	

Deductions:															0.00
--------------------	--	--	--	--	--	--	--	--	--	--	--	--	--	--	-------------

Rank	Name	Nation	Starting Number	Total Segment Score	Total Element Score	Total Program Component Score (factored)	Total Deductions
5	Aleksandra ATANASOVA	BUL	28	24.52	9.67	15.35	-0.50

#	Executed Elements	Info	Base Value	GOE	J1	J2	J3	J4	J5	J6	J7	J8	J9	Ref.	Scores of Panel
1	1A+2T	F	2.40	-0.65	-5	-5	-5	-5							1.75
2	2S+1A+SEQ		2.40	0.00	0	0	0	0							2.40
3	SSpB		1.10	0.00	0	0	0	0							1.10
4	2Lo		1.70	-0.17	-1	-1	-1	-1							1.53
5	StSqB		1.50	0.04	1	0	1	-1							1.54
6	1Lo		0.50	-0.24	-5	-5	-4	-5							0.26
7	CCoSp1V		1.50	-0.41	-2	-3	-3	-3							1.09
			11.10												9.67
Program Components			Factor												
	Composition		1.67	2.75	2.75	3.50	3.50								3.13
	Presentation		1.67	3.00	2.75	3.25	3.00								3.00
	Skating Skills		1.67	2.75	2.75	3.50	3.25								3.06
	Judges Total Program Component Score (factored)														15.35

Deductions:	Time violation															-0.50
--------------------	----------------	--	--	--	--	--	--	--	--	--	--	--	--	--	--	--------------

Rank	Name	Nation	Starting Number	Total Segment Score	Total Element Score	Total Program Component Score (factored)	Total Deductions
6	Viara DONEVA	BUL	18	24.35	10.78	13.57	0.00

#	Executed Elements	Info	Base Value	GOE	J1	J2	J3	J4	J5	J6	J7	J8	J9	Ref.	Scores of Panel
1	1A+2Loq	q	2.80	-0.34	-2	-2	-2	-2							2.46
2	2Loq+1A+SEQ	q	2.80	-0.34	-2	-1	-2	-3							2.46
3	CCoSp1		2.00	0.10	1	1	0	0							2.10
4	2F<<	F <<	0.50	-0.25	-5	-5	-5	-5							0.25
5	StSqB		1.50	0.00	0	0	0	0							1.50
6	2S<	<	1.04	-0.16	-2	-2	0	-2							0.88
7	SSpB		1.10	0.03	0	1	0	0							1.13
			11.74												10.78
Program Components			Factor												
	Composition		1.67	2.75	3.00	2.75	2.50								2.75
	Presentation		1.67	3.00	2.75	2.75	2.25								2.69
	Skating Skills		1.67	2.75	2.75	2.50	2.75								2.69
	Judges Total Program Component Score (factored)														13.57

Deductions:																0.00
--------------------	--	--	--	--	--	--	--	--	--	--	--	--	--	--	--	-------------

SKATE HELENA 2025 - CCBI
JUDGES DETAILS PER SKATER
CHICKS I. GIRLS (1.7.2016 - 30.6.2017) FREE SKATING

Rank	Name	Nation	Starting Number	Total Segment Score	Total Element Score	Total Program Component Score (factored)	Total Deductions
7	Izabela DJURKOVA	BUL	2	24.22	10.75	13.47	0.00

#	Executed Elements	Info	Base Value	GOE	J1	J2	J3	J4	J5	J6	J7	J8	J9	Ref.	Scores of Panel
1	2Loq+1A+SEQ	q	2.80	-0.43	-3	-3	-2	-2							2.37
2	SSpB		1.10	0.06	1	1	0	0							1.16
3	2S+2T<	<	2.34	-0.29	-2	-2	-3	-2							2.05
4	CCoSp1V		1.50	0.04	0	1	0	0							1.54
5	StSqB		1.50	0.00	0	0	0	0							1.50
6	2F<	<	1.44	-0.33	-2	-2	-3	-2							1.11
7	2Lo<	<	1.36	-0.34	-2	-2	-3	-3							1.02
			12.04												10.75
Program Components				Factor											
Composition				1.67	2.75	3.25	2.50	2.50							2.75
Presentation				1.67	3.00	2.75	2.50	2.25							2.63
Skating Skills				1.67	2.75	2.75	2.75	2.50							2.69
Judges Total Program Component Score (factored)															13.47

Deductions: 0.00

Rank	Name	Nation	Starting Number	Total Segment Score	Total Element Score	Total Program Component Score (factored)	Total Deductions
8	Mina RANKOVIC	SRB	1	22.49	9.13	13.36	0.00

#	Executed Elements	Info	Base Value	GOE	J1	J2	J3	J4	J5	J6	J7	J8	J9	Ref.	Scores of Panel
1	2Lo<	<	1.36	-0.31	-2	-3	-2	-2							1.05
2	2S<+1A+SEQ	<	2.14	-0.33	-3	-4	-3	-2							1.81
3	CCoSpBV		1.28	-0.10	1	-1	-1	-2							1.18
4	2S		1.30	-0.36	-2	-2	-4	-3							0.94
5	1A+1Lo		1.60	-0.03	0	0	0	-1							1.57
6	StSqB		1.50	0.04	1	0	0	0							1.54
7	SSpB		1.10	-0.06	0	-1	-1	0							1.04
			10.28												9.13
Program Components				Factor											
Composition				1.67	2.75	3.00	2.50	2.50							2.69
Presentation				1.67	3.00	3.00	2.75	2.25							2.75
Skating Skills				1.67	2.75	2.75	2.50	2.25							2.56
Judges Total Program Component Score (factored)															13.36

Deductions: 0.00

Rank	Name	Nation	Starting Number	Total Segment Score	Total Element Score	Total Program Component Score (factored)	Total Deductions
9	Sifa Nur KARAIBIS	TUR	22	21.68	9.46	12.22	0.00

#	Executed Elements	Info	Base Value	GOE	J1	J2	J3	J4	J5	J6	J7	J8	J9	Ref.	Scores of Panel
1	1A+1T		1.50	-0.19	-2	-1	-1	-3							1.31
2	2Sq+1A+SEQ	q	2.40	-0.29	-2	-2	-2	-3							2.11
3	2Tq	q	1.30	-0.33	-2	-2	-3	-3							0.97
4	CSpB		1.10	0.08	1	1	1	0							1.18
5	2Sq	q	1.30	-0.26	-2	-2	-2	-2							1.04
6	CCoSp1V		1.50	-0.04	0	-1	0	0							1.46
7	StSqB		1.50	-0.11	0	-1	-1	-1							1.39
			10.60												9.46
Program Components				Factor											
Composition				1.67	2.25	2.25	2.50	2.50							2.38
Presentation				1.67	2.50	2.50	2.75	2.25							2.50
Skating Skills				1.67	2.25	2.25	2.75	2.50							2.44
Judges Total Program Component Score (factored)															12.22

Deductions: 0.00

SKATE HELENA 2025 - CCBI
JUDGES DETAILS PER SKATER
CHICKS I. GIRLS (1.7.2016 - 30.6.2017) FREE SKATING

Rank	Name	Nation	Starting Number	Total Segment Score	Total Element Score	Total Program Component Score (factored)	Total Deductions
10	Alya BEYAZ	TUR	17	20.74	7.68	13.06	0.00

#	Executed Elements	Info	Base Value	GOE	J1	J2	J3	J4	J5	J6	J7	J8	J9	Ref.	Scores of Panel	
1	SSpB		1.10	0.08	1	1	0	1							1.18	
2	2S<<+1T	<	1.44	-0.26	-2	-2	-3	-3							1.18	
3	StSqB		1.50	0.00	1	0	-1	0							1.50	
4	2Sq	q	1.30	-0.26	-2	-2	-2	-2							1.04	
5	2T<<+1A+SEQ	<<	1.50	-0.39	-3	-3	-4	-4							1.11	
6	2Lo<<	F <<	0.50	-0.25	-5	-5	-5	-5							0.25	
7	CCoSp1V		1.50	-0.08	0	-1	0	-1							1.42	
			8.84												7.68	
Program Components			Factor													
Composition			1.67	2.75	2.75	2.50	2.25									2.56
Presentation			1.67	2.50	3.00	2.50	2.50									2.63
Skating Skills			1.67	2.75	2.75	2.50	2.50									2.63
Judges Total Program Component Score (factored)																13.06

Deductions: 0.00

Rank	Name	Nation	Starting Number	Total Segment Score	Total Element Score	Total Program Component Score (factored)	Total Deductions
11	Ariana KHODYREVA	UAE	25	20.32	7.58	12.74	0.00

#	Executed Elements	Info	Base Value	GOE	J1	J2	J3	J4	J5	J6	J7	J8	J9	Ref.	Scores of Panel	
1	2S<<+1T	<<	0.80	-0.17	-4	-4	-4	-5							0.63	
2	2Sq	q	1.30	-0.49	-3	-4	-4	-4							0.81	
3	1A		1.10	-0.03	-1	0	0	0							1.07	
4	CCoSpBV		1.28	-0.38	-3	-3	-3	-3							0.90	
5	StSqB		1.50	-0.11	0	-1	-1	-1							1.39	
6	1F+1A+SEQ		1.60	0.00	0	0	0	0							1.60	
7	SSpB		1.10	0.08	1	1	1	0							1.18	
			8.68												7.58	
Program Components			Factor													
Composition			1.67	2.25	2.25	3.00	2.75									2.56
Presentation			1.67	2.50	2.00	3.00	2.50									2.50
Skating Skills			1.67	2.50	2.25	2.75	2.75									2.56
Judges Total Program Component Score (factored)																12.74

Deductions: 0.00

Rank	Name	Nation	Starting Number	Total Segment Score	Total Element Score	Total Program Component Score (factored)	Total Deductions
12	Miroslava MARTINOVA	BUL	9	19.10	7.51	11.59	0.00

#	Executed Elements	Info	Base Value	GOE	J1	J2	J3	J4	J5	J6	J7	J8	J9	Ref.	Scores of Panel	
1	1A		1.10	-0.06	-1	-1	0	0							1.04	
2	1A+1Lo		1.60	-0.14	-1	-1	-1	-2							1.46	
3	CCoSpBV		1.28	-0.38	-1	-3	-4	-4							0.90	
4	2Sq	q	1.30	-0.65	-5	-5	-5	-5							0.65	
5	1F+1T		0.90	-0.04	0	0	-3	0							0.86	
6	SSpB		1.10	0.00	0	0	0	0							1.10	
7	StSqB		1.50	0.00	0	0	0	0							1.50	
			8.78												7.51	
Program Components			Factor													
Composition			1.67	2.00	2.00	2.25	3.00									2.31
Presentation			1.67	2.25	2.25	2.50	2.75									2.44
Skating Skills			1.67	2.00	2.00	2.25	2.50									2.19
Judges Total Program Component Score (factored)																11.59

Deductions: 0.00

SKATE HELENA 2025 - CCBI
JUDGES DETAILS PER SKATER
CHICKS I. GIRLS (1.7.2016 - 30.6.2017) FREE SKATING

Rank	Name	Nation	Starting Number	Total Segment Score	Total Element Score	Total Program Component Score (factored)	Total Deductions								
13	Lea HAIKIN	BUL	12	18.52	7.03	11.49	0.00								
#	Executed Elements	Info	Base Value	GOE	J1	J2	J3	J4	J5	J6	J7	J8	J9	Ref.	Scores of Panel
1	1Lz+1Lo		1.10	0.00	0	0	0	0							1.10
2	StSqB		1.50	-0.15	-1	-1	0	-2							1.35
3	1A<<	<<	0.00	0.00	-	-	-	-							0.00
4	CCoSp1		2.00	0.00	0	0	1	-1							2.00
5	1F+1Lo		1.00	0.00	0	0	0	0							1.00
6	1S		0.40	0.00	0	0	0	0							0.40
7	SSpB		1.10	0.08	1	1	1	0							1.18
			7.10												7.03
Program Components			Factor												
	Composition			1.67	2.25	2.25	2.50	2.25							2.31
	Presentation			1.67	2.50	2.50	2.50	2.00							2.38
	Skating Skills			1.67	2.50	2.00	2.25	2.00							2.19
Judges Total Program Component Score (factored)			11.49												
Deductions:							0.00								

Rank	Name	Nation	Starting Number	Total Segment Score	Total Element Score	Total Program Component Score (factored)	Total Deductions								
14	Viktorii KRAVTSOVA	UAE	23	18.39	6.80	11.59	0.00								
#	Executed Elements	Info	Base Value	GOE	J1	J2	J3	J4	J5	J6	J7	J8	J9	Ref.	Scores of Panel
1	2F<<	F <<	0.50	-0.25	-5	-5	-5	-5							0.25
2	2Lo<<+1A+SEQ	<<	1.60	-0.36	-3	-3	-4	-3							1.24
3	SSpB		1.10	0.06	1	1	0	0							1.16
4	StSqB		1.50	-0.04	0	0	0	-1							1.46
5	2Sq+1A+SEQ+REP	q *	0.91	-0.42	-2	-2	-4	-5							0.49
6	2S	F	1.30	-0.65	-5	-5	-5	-5							0.65
7	CCoSp2V		1.88	-0.33	0	-2	-3	-2							1.55
			8.79												6.80
Program Components			Factor												
	Composition			1.67	2.25	2.50	2.50	2.25							2.38
	Presentation			1.67	2.25	2.25	2.50	2.00							2.25
	Skating Skills			1.67	2.25	2.25	2.50	2.25							2.31
Judges Total Program Component Score (factored)			11.59												
Deductions:							0.00								

Rank	Name	Nation	Starting Number	Total Segment Score	Total Element Score	Total Program Component Score (factored)	Total Deductions								
15	Yoana MARTINOVA	BUL	4	18.06	6.05	12.01	0.00								
#	Executed Elements	Info	Base Value	GOE	J1	J2	J3	J4	J5	J6	J7	J8	J9	Ref.	Scores of Panel
1	2Lo<	F <	1.36	-0.68	-5	-5	-5	-5							0.68
2	2S<<+1Lo<	<<<	0.80	-0.20	-5	-5	-5	-5							0.60
3	1A	F	1.10	-0.55	-5	-5	-5	-5							0.55
4	CoSpBV		1.13	-0.11	0	-1	-2	-1							1.02
5	2S<	<	1.04	-0.26	-2	-3	-3	-2							0.78
6	SSpB		1.10	-0.03	0	0	-1	0							1.07
7	StSqB		1.50	-0.15	0	-1	-2	-1							1.35
			8.03												6.05
Program Components			Factor												
	Composition			1.67	2.25	2.50	2.50	2.75							2.50
	Presentation			1.67	2.25	2.25	2.25	2.50							2.31
	Skating Skills			1.67	2.50	2.50	2.25	2.25							2.38
Judges Total Program Component Score (factored)			12.01												
Deductions:							0.00								

SKATE HELENA 2025 - CCBI
JUDGES DETAILS PER SKATER
CHICKS I. GIRLS (1.7.2016 - 30.6.2017) FREE SKATING

Rank	Name	Nation	Starting Number	Total Segment Score	Total Element Score	Total Program Component Score (factored)	Total Deductions								
16	Ayse Yezra YONDEMIR	TUR	27	16.68	5.30	11.38	0.00								
#	Executed Elements	Info	Base Value	GOE	J1	J2	J3	J4	J5	J6	J7	J8	J9	Ref.	Scores of Panel
1	1A<	<	0.88	-0.20	-3	-2	-2	-2							0.68
2	StSqB		1.50	-0.19	-1	-1	-1	-2							1.31
3	1Lze+1Lo	e	0.98	-0.15	-3	-3	-3	-3							0.83
4	SSpB		1.10	-0.03	0	0	-1	0							1.07
5	2S<	<	1.04	-0.52	-5	-5	-5	-5							0.52
6	1Lz!+1T	!	1.00	-0.11	-2	-1	-2	-2							0.89
7	CCoSp		0.00	0.00	-	-	-	-							0.00
			6.50												5.30
Program Components			Factor												
Composition			1.67	2.00	2.25	2.50	2.50				2.31				
Presentation			1.67	2.00	2.50	2.25	2.50				2.31				
Skating Skills			1.67	2.25	2.00	2.25	2.25				2.19				
Judges Total Program Component Score (factored)											11.38				
Deductions:												0.00			

Rank	Name	Nation	Starting Number	Total Segment Score	Total Element Score	Total Program Component Score (factored)	Total Deductions								
17	Viktoriya NIKOVA	BUL	10	14.17	5.19	8.98	0.00								
#	Executed Elements	Info	Base Value	GOE	J1	J2	J3	J4	J5	J6	J7	J8	J9	Ref.	Scores of Panel
1	1A<+1Lo	<	1.38	-0.24	-2	-2	-3	-4							1.14
2	1Lz!+1A+SEQ	!	1.70	-0.44	-4	-4	-4	-4							1.26
3	StSqB		1.50	-0.30	-2	-2	-3	-1							1.20
4	2Lo<<	<<	0.50	-0.23	-3	-5	-5	-5							0.27
5	CSpB		1.10	-0.25	-2	-3	-3	-1							0.85
6	1F		0.50	-0.03	-2	0	0	0							0.47
7	CoSp		0.00	0.00	-	-	-	-							0.00
			6.68												5.19
Program Components			Factor												
Composition			1.67	1.25	1.75	1.75	2.25				1.75				
Presentation			1.67	1.50	2.00	2.00	2.00				1.88				
Skating Skills			1.67	1.50	1.75	1.75	2.00				1.75				
Judges Total Program Component Score (factored)											8.98				
Deductions:												0.00			

Rank	Name	Nation	Starting Number	Total Segment Score	Total Element Score	Total Program Component Score (factored)	Total Deductions								
18	Michaela MASLARSKA	BUL	16	13.73	5.69	8.04	0.00								
#	Executed Elements	Info	Base Value	GOE	J1	J2	J3	J4	J5	J6	J7	J8	J9	Ref.	Scores of Panel
1	2S<<	F <<	0.40	-0.20	-5	-5	-5	-5							0.20
2	CoSp		0.00	0.00	-	-	-	-							0.00
3	1Lz+1A+SEQ		1.70	-0.39	-4	-3	-3	-4							1.31
4	StSqB		1.50	-0.11	0	-1	-1	-1							1.39
5	2S<<	F <<	0.40	-0.20	-5	-5	-5	-5							0.20
6	1A+1Lo		1.60	-0.11	-1	-1	-1	-1							1.49
7	SSpB		1.10	0.00	0	0	0	0							1.10
			6.70												5.69
Program Components			Factor												
Composition			1.67	1.50	1.50	2.00	1.75				1.69				
Presentation			1.67	1.25	1.25	2.25	1.50				1.56				
Skating Skills			1.67	1.25	1.50	1.75	1.75				1.56				
Judges Total Program Component Score (factored)											8.04				
Deductions:												0.00			

SKATE HELENA 2025 - CCBI
JUDGES DETAILS PER SKATER
CHICKS I. GIRLS (1.7.2016 - 30.6.2017) FREE SKATING

Rank	Name	Nation	Starting Number	Total Segment Score	Total Element Score	Total Program Component Score (factored)	Total Deductions								
19	Lina SALTIK	TUR	11	13.55	5.59	8.46	-0.50								
#	Executed Elements	Info	Base Value	GOE	J1	J2	J3	J4	J5	J6	J7	J8	J9	Ref.	Scores of Panel
1	1A	F	1.10	-0.55	-5	-5	-5	-5							0.55
2	2S<+1T	<	1.44	-0.26	-2	-3	-3	-2							1.18
3	CCoSpBV		1.28	-0.20	0	-2	-2	-2							1.08
4	1A<	<	0.88	-0.44	-5	-5	-5	-5							0.44
5	1Lz+1Lo		1.10	-0.03	0	0	-1	-1							1.07
6	StSqB		1.50	-0.23	0	-2	-2	-2							1.27
7	SSp	F	0.00	0.00	-	-	-	-							0.00
			7.30												5.59
Program Components			Factor												
	Composition		1.67	1.75	1.75	1.75	2.00								1.81
	Presentation		1.67	1.50	1.50	1.75	1.75								1.63
	Skating Skills		1.67	1.75	1.50	1.75	1.50								1.63
	Judges Total Program Component Score (factored)														8.46
Deductions:			Falls	-0.50	(1)										-0.50

Rank	Name	Nation	Starting Number	Total Segment Score	Total Element Score	Total Program Component Score (factored)	Total Deductions								
20	Viktoriya TOMOVA	BUL	21	12.02	3.64	8.88	-0.50								
#	Executed Elements	Info	Base Value	GOE	J1	J2	J3	J4	J5	J6	J7	J8	J9	Ref.	Scores of Panel
1	1F+1T<<	<<	0.50	-0.15	-1	-4	-4	-3							0.35
2	A+1Lo		0.50	-0.01	0	-1	0	0							0.49
3	USpB		1.00	-0.23	-3	-2	-2	-2							0.77
4	1Lze	e	0.48	-0.17	-3	-3	-4	-4							0.31
5	StSqB		1.50	-0.19	-2	-1	-1	-1							1.31
6	1F		0.50	-0.09	0	-1	-3	-3							0.41
7	CoSp		0.00	0.00	-	-	-	-							0.00
			4.48												3.64
Program Components			Factor												
	Composition		1.67	1.75	2.00	2.00	1.75								1.88
	Presentation		1.67	1.75	2.00	1.75	1.50								1.75
	Skating Skills		1.67	1.75	1.75	1.75	1.50								1.69
	Judges Total Program Component Score (factored)														8.88
Deductions:			Time violation	-0.50											-0.50

Rank	Name	Nation	Starting Number	Total Segment Score	Total Element Score	Total Program Component Score (factored)	Total Deductions								
21	Vihra STEFANOVA	BUL	6	11.54	4.43	7.11	0.00								
#	Executed Elements	Info	Base Value	GOE	J1	J2	J3	J4	J5	J6	J7	J8	J9	Ref.	Scores of Panel
1	A+1Lo		0.50	-0.04	0	-1	-1	-1							0.46
2	CCoSpBV	F	1.28	-0.64	-5	-5	-5	-5							0.64
3	1Lz!	!	0.60	-0.09	-1	-1	-2	-2							0.51
4	SSpB		1.10	-0.28	-2	-2	-3	-3							0.82
5	StSqB		1.50	-0.30	-1	-2	-3	-2							1.20
6	1F+1T<<	<<	0.50	-0.19	-3	-4	-4	-4							0.31
7	1F		0.50	-0.01	-1	0	0	0							0.49
			5.98												4.43
Program Components			Factor												
	Composition		1.67	1.50	1.50	1.50	1.50								1.50
	Presentation		1.67	1.25	1.50	1.25	1.50								1.38
	Skating Skills		1.67	1.50	1.50	1.25	1.25								1.38
	Judges Total Program Component Score (factored)														7.11
Deductions:															0.00

SKATE HELENA 2025 - CCBI
JUDGES DETAILS PER SKATER
CHICKS I. GIRLS (1.7.2016 - 30.6.2017) FREE SKATING

Rank	Name	Nation	Starting Number	Total Segment Score	Total Element Score	Total Program Component Score (factored)			Total Deductions						
22	Afroditi TAMPA	BUL	26	11.47	4.26	7.21			0.00						
#	Executed Elements	Info	Base Value	GOE	J1	J2	J3	J4	J5	J6	J7	J8	J9	Ref.	Scores of Panel
1	A+1Lo		0.50	0.00	0	0	0	0							0.50
2	1Sq+1T	q	0.80	-0.08	-2	-2	-2	-2							0.72
3	USpB		1.00	-0.20	-2	-2	-2	-2							0.80
4	StSqB		1.50	-0.23	-1	-2	-1	-2							1.27
5	1Lo		0.50	0.00	0	0	0	0							0.50
6	1F		0.50	-0.03	0	0	-1	-1							0.47
7	CoSp		0.00	0.00	-	-	-	-							0.00
			4.80												4.26
Program Components			Factor												
Composition			1.67	1.25	1.25	1.50	2.00							1.50	
Presentation			1.67	1.25	1.25	1.50	1.75							1.44	
Skating Skills			1.67	1.25	1.25	1.50	1.50							1.38	
Judges Total Program Component Score (factored)														7.21	
Deductions:														0.00	

Rank	Name	Nation	Starting Number	Total Segment Score	Total Element Score	Total Program Component Score (factored)			Total Deductions						
23	Ivayla MARTINOVA	BUL	7	11.35	2.99	8.36			0.00						
#	Executed Elements	Info	Base Value	GOE	J1	J2	J3	J4	J5	J6	J7	J8	J9	Ref.	Scores of Panel
1	A+1Lo		0.50	-0.01	0	0	-1	0							0.49
2	1F+1T<<	<<	0.50	-0.16	-3	-3	-4	-3							0.34
3	1S		0.40	0.00	0	0	0	0							0.40
4	CoSp		0.00	0.00	-	-	-	-							0.00
5	StSqB		1.50	-0.19	0	-1	-2	-2							1.31
6	1F!	!	0.50	-0.05	-1	-1	-1	-1							0.45
7	SSp		0.00	0.00	-	-	-	-							0.00
			3.40												2.99
Program Components			Factor												
Composition			1.67	1.25	1.50	2.00	2.00							1.69	
Presentation			1.67	1.50	1.50	2.00	1.75							1.69	
Skating Skills			1.67	1.50	1.25	2.00	1.75							1.63	
Judges Total Program Component Score (factored)														8.36	
Deductions:														0.00	

SKATE HELENA 2025 - CCBI
JUDGES DETAILS PER SKATER
CHICKS I. GIRLS (1.7.2016 - 30.6.2017) FREE SKATING

Rank	Name	Nation	Starting Number	Total Segment Score	Total Element Score	Total Program Component Score (factored)	Total Deductions								
24	Dea YONCHEVA	BUL	5	11.24	3.70	8.04	-0.50								
#	Executed Elements	Info	Base Value	GOE	J1	J2	J3	J4	J5	J6	J7	J8	J9	Ref.	Scores of Panel
1	1S+1T		0.80	-0.02	-1	-1	0	0							0.78
2	1Lz!	!	0.60	-0.27	-4	-5	-4	-5							0.33
3	A+1Lo<<	F <<	0.00	0.00	-	-	-	-							0.00
4	CoSp		0.00	0.00	-	-	-	-							0.00
5	StSqB		1.50	-0.23	-1	-1	-2	-2							1.27
6	1F		0.50	-0.03	-1	-1	0	0							0.47
7	USpB		1.00	-0.15	-1	-2	-2	-1							0.85
			4.40												3.70
Program Components			Factor												
Composition			1.67	1.50	1.75	1.75	2.00				1.75				
Presentation			1.67	1.25	1.50	1.50	1.75				1.50				
Skating Skills			1.67	1.25	1.75	1.75	1.50				1.56				
Judges Total Program Component Score (factored)											8.04				
Deductions:			Falls -0.50 (1)								-0.50				

Rank	Name	Nation	Starting Number	Total Segment Score	Total Element Score	Total Program Component Score (factored)	Total Deductions								
25	Ana MARINOVA	BUL	19	11.05	3.11	7.94	0.00								
#	Executed Elements	Info	Base Value	GOE	J1	J2	J3	J4	J5	J6	J7	J8	J9	Ref.	Scores of Panel
1	A+1Lo		0.50	-0.03	-1	-1	0	0							0.47
2	1Lo		0.50	0.00	0	0	0	0							0.50
3	SSp		0.00	0.00	-	-	-	-							0.00
4	1S+1T		0.80	-0.05	-1	-1	-2	-1							0.75
5	StSqB		1.50	-0.11	0	-1	-1	-1							1.39
6	1Lo*	*	0.00	0.00	-	-	-	-							0.00
7	CoSp		0.00	0.00	-	-	-	-							0.00
			3.30												3.11
Program Components			Factor												
Composition			1.67	1.50	1.75	1.75	1.75				1.69				
Presentation			1.67	1.25	1.75	1.75	1.50				1.56				
Skating Skills			1.67	1.50	1.50	1.75	1.25				1.50				
Judges Total Program Component Score (factored)											7.94				
Deductions:											0.00				

SKATE HELENA 2025 - CCBI
JUDGES DETAILS PER SKATER
CHICKS I. GIRLS (1.7.2016 - 30.6.2017) FREE SKATING

Rank	Name	Nation	Starting Number	Total Segment Score	Total Element Score	Total Program Component Score (factored)		Total Deductions							
26	Dina GRGIC	SRB	24	10.62	3.60	7.52		-0.50							
#	Executed Elements	Info	Base Value	GOE	J1	J2	J3	J4	J5	J6	J7	J8	J9	Ref.	Scores of Panel
1	1S+1Lo<<	<<	0.40	-0.14	-3	-3	-4	-4							0.26
2	1Lo+1T		0.90	-0.09	-2	-1	-2	-2							0.81
3	USpB		1.00	-0.23	-3	-3	-2	-1							0.77
4	1F		0.50	-0.05	-1	-1	-1	-1							0.45
5	StSqB		1.50	-0.19	0	-1	-2	-2							1.31
6	A		0.00	0.00	-	-	-	-							0.00
7	CoSp		0.00	0.00	-	-	-	-							0.00
			4.30												3.60
Program Components			Factor												
Composition				1.67	1.50	1.50	1.75	1.75							1.63
Presentation				1.67	1.25	1.25	1.75	1.50							1.44
Skating Skills				1.67	1.50	1.25	1.50	1.50							1.44
Judges Total Program Component Score (factored)														7.52	
Deductions:			Falls		-0.50 (1)										-0.50

Rank	Name	Nation	Starting Number	Total Segment Score	Total Element Score	Total Program Component Score (factored)		Total Deductions							
27	Borisa EVLOGIEVA	BUL	15	9.84	3.15	6.69		0.00							
#	Executed Elements	Info	Base Value	GOE	J1	J2	J3	J4	J5	J6	J7	J8	J9	Ref.	Scores of Panel
1	1S+1T<<	<<	0.40	-0.15	-3	-4	-4	-4							0.25
2	1Lo		0.50	-0.10	-1	-2	-3	-2							0.40
3	USpB		1.00	-0.28	-3	-3	-3	-2							0.72
4	A+1Lo<	<	0.40	-0.14	-4	-3	-4	-3							0.26
5	StSqB		1.50	-0.38	-2	-2	-3	-3							1.12
6	1F		0.50	-0.10	-1	-2	-3	-2							0.40
7	CoSp		0.00	0.00	-	-	-	-							0.00
			4.30												3.15
Program Components			Factor												
Composition				1.67	1.25	1.25	1.50	1.50							1.38
Presentation				1.67	1.25	1.25	1.50	1.50							1.38
Skating Skills				1.67	1.25	1.25	1.25	1.25							1.25
Judges Total Program Component Score (factored)														6.69	
Deductions:															0.00

Legend:		GOE	Grade of Execution	Jx	Judges (x=1-9)	Ref.	Referee
#	Sequence number	e	Wrong edge	<	Under-rotated jump	<<	Downgraded jump
*	Invalid element	REP	Jump repetition	F	Fall	q	Jump landed on the quarter
!	Not clear edge						

SKATE HELENA 2025 - CCBI

CHICKS II. GIRLS (1.7.2017 AND YOUNGER)

Pionir Ice Hall	30 JAN 2025	8:30	Free Skating
-----------------	-------------	------	--------------

Size of Skating Arena:	30m*60m
Ice Conditions:	very good
Number of Entries:	11
Number of Participants:	11

Entry Withdrawn:

Free Skating		
Duration:	2:00 +/- 10 seconds	
Segment Factor:	1.00	
Program Component Factors:	Composition	1.67
	Presentation	1.67
	Skating Skills	1.67

SKATE HELENA 2025 - CCBI

PANEL OF JUDGES

CHICKS II. GIRLS (1.7.2017 AND YOUNGER)

Officials

Technical Controller	Ms. Katarina MITROVIC	SRB
Technical Specialist	Ms. Anja BRATEC LESJAK	SLO
Technical Specialist	Ms. Darja MIJATOVIC	SRB

Judges

Referee	Ms. Adrianna ORDEANU	ROU
Judge No. 1	Ms. Adrianna ORDEANU	ROU
Judge No. 2	Mr. Josip CEROVAC	CRO
Judge No. 3	Ms. Ursa KRUSEC	SLO
Judge No. 4	Ms. Vasilisa BLAGOTIC	SRB

Data/Replay Operator

Data Operator	Ms. Svetoslava RYADKOVA	BUL
---------------	-------------------------	-----

SKATE HELENA 2025 - CCBI

RESULTS

CHICKS II. GIRLS (1.7.2017 AND YOUNGER)

Pl.	Name Club	Nation	Total Score	FS
1	Szofi Mia DEMETER PSE - Pavuk SC	HUN	22.03	1
2	Andrea RADEVA Odesos	BUL	19.16	2
3	Defne YAZICIOGLU Olympic 2023 Sports Club	TUR	18.67	3
4	Zeynep KUTLU Altin Patienciler Sport Kulubu	TUR	16.95	4
5	Danica NIKOLIC Skating Club Olimpik	SRB	16.03	5
6	Luna ATANACKOVIC Skating Club Olimpik	SRB	15.26	6
7	Lena DUBAJIC Skating Club Olimpik	SRB	14.94	7
8	Magdalena LJUTOVAC Skating Club Olimpik	SRB	13.87	8
9	Derin SARAC Istanbul Buz Yildizlari Sports Club	TUR	10.62	9
10	Leona DJUGUM KK Leda Zagreb	CRO	10.52	10
11	Katja VOJNOVIC DKK Stanko Bloudek Ljubljana	SLO	8.47	11


Ms. Adrianna ORDEANU, ROU

Referee



Ms. Katarina GROF MITROVIC, SRB

Technical Controller



Legend:

FS Free Skating Pl. Place

SKATE HELENA 2025 - CCBI

JUDGES DETAILS PER SKATER

CHICKS II. GIRLS (1.7.2017 AND YOUNGER) FREE SKATING

Rank	Name	Nation	Starting Number	Total Segment Score	Total Element Score	Total Program Component Score (factored)	Total Deductions
1	Szofi Mia DEMETER	HUN	9	22.03	8.87	13.16	0.00

#	Executed Elements	Info	Base Value	GOE	J1	J2	J3	J4	J5	J6	J7	J8	J9	Ref.	Scores of Panel
1	1A+1Lo		1.60	0.00	0	0	0	0							1.60
2	2S+1T		1.70	-0.10	0	-1	-1	-1							1.60
3	CCoSp1V		1.50	-0.34	-1	-3	-3	-2							1.16
4	StSqB		1.50	0.08	1	0	0	1							1.58
5	1Lz		0.60	0.02	0	1	0	0							0.62
6	1A		1.10	0.00	0	0	0	0							1.10
7	SSpB		1.10	0.11	1	1	1	1							1.21
			9.10												8.87
Program Components			Factor												
	Composition			1.67	2.75	2.50	2.50	2.50							2.56
	Presentation			1.67	3.00	2.75	2.75	2.25							2.69
	Skating Skills			1.67	2.75	2.75	2.50	2.50							2.63
Judges Total Program Component Score (factored)			13.16												

Deductions: 0.00

Rank	Name	Nation	Starting Number	Total Segment Score	Total Element Score	Total Program Component Score (factored)	Total Deductions
2	Andrea RADEVA	BUL	11	19.16	6.83	12.33	0.00

#	Executed Elements	Info	Base Value	GOE	J1	J2	J3	J4	J5	J6	J7	J8	J9	Ref.	Scores of Panel
1	1A+1Lo		1.60	0.00	0	0	0	0							1.60
2	StSqB		1.50	0.04	1	1	0	-1							1.54
3	SSpB		1.10	-0.19	-2	-2	-3	0							0.91
4	1F		0.50	0.00	0	0	0	0							0.50
5	2S<		1.04	-0.29	-2	-3	-3	-3							0.75
6	1Lz!+1A+SEQ	!	1.70	-0.17	-1	-1	-2	-2							1.53
7	Sp		0.00	0.00	-	-	-	-							0.00
			7.44												6.83
Program Components			Factor												
	Composition			1.67	2.75	2.25	2.25	2.25							2.38
	Presentation			1.67	3.00	2.50	2.25	1.75							2.38
	Skating Skills			1.67	3.00	2.50	2.50	2.50							2.63
Judges Total Program Component Score (factored)			12.33												

Deductions: 0.00

Rank	Name	Nation	Starting Number	Total Segment Score	Total Element Score	Total Program Component Score (factored)	Total Deductions
3	Defne YAZICIOGLU	TUR	4	18.67	6.45	12.22	0.00

#	Executed Elements	Info	Base Value	GOE	J1	J2	J3	J4	J5	J6	J7	J8	J9	Ref.	Scores of Panel
1	SSpB		1.10	0.11	1	1	1	1							1.21
2	1A<+1T	<	1.28	-0.22	-2	-3	-3	-2							1.06
3	StSqB		1.50	0.04	1	0	0	0							1.54
4	1F!+1Lo<	! <	0.90	-0.16	-3	-3	-3	-4							0.74
5	1Aq	q	1.10	-0.25	-2	-2	-3	-2							0.85
6	CCoSpBV		1.28	-0.23	-2	-2	-2	-1							1.05
7	1F*	*	0.00	0.00	-	-	-	-							0.00
			7.16												6.45
Program Components			Factor												
	Composition			1.67	2.50	2.50	2.50	2.25							2.44
	Presentation			1.67	2.50	2.50	2.50	2.50							2.50
	Skating Skills			1.67	2.25	2.50	2.50	2.25							2.38
Judges Total Program Component Score (factored)			12.22												

Deductions: 0.00

SKATE HELENA 2025 - CCBI

JUDGES DETAILS PER SKATER

CHICKS II. GIRLS (1.7.2017 AND YOUNGER) FREE SKATING

Rank	Name	Nation	Starting Number	Total Segment Score	Total Element Score	Total Program Component Score (factored)	Total Deductions
4	Zeynep KUTLU	TUR	6	16.95	6.71	10.24	0.00

#	Executed Elements	Info	Base Value	GOE	J1	J2	J3	J4	J5	J6	J7	J8	J9	Ref.	Scores of Panel	
1	1A		1.10	-0.33	-3	-3	-3	-3							0.77	
2	1A		1.10	-0.41	-3	-4	-4	-4							0.69	
3	CCoSpBV		1.28	-0.23	-1	-2	-2	-2							1.05	
4	StSqB		1.50	-0.19	-1	-2	-1	-1							1.31	
5	1Lz+1T		1.00	-0.02	0	0	-1	0							0.98	
6	1F+1Lo		1.00	0.00	0	0	0	0							1.00	
7	SSpB		1.10	-0.19	-2	-2	-2	-1							0.91	
			8.08												6.71	
Program Components			Factor													
	Composition			1.67	2.00	1.75	2.00	2.00							1.94	
	Presentation			1.67	2.25	2.00	2.25	2.00							2.13	
	Skating Skills			1.67	2.25	1.75	2.00	2.25							2.06	
Judges Total Program Component Score (factored)															10.24	

Deductions: 0.00

Rank	Name	Nation	Starting Number	Total Segment Score	Total Element Score	Total Program Component Score (factored)	Total Deductions
5	Danica NIKOLIC	SRB	10	16.03	5.49	10.54	0.00

#	Executed Elements	Info	Base Value	GOE	J1	J2	J3	J4	J5	J6	J7	J8	J9	Ref.	Scores of Panel
1	1S+1T		0.80	-0.02	0	0	-1	-1							0.78
2	1S+1Lo		0.90	0.00	0	0	0	0							0.90
3	1A<<	<<	0.00	0.00	-	-	-	-							0.00
4	CoSpBV		1.13	-0.06	0	-1	-1	0							1.07
5	StSqB		1.50	-0.26	-1	-2	-2	-2							1.24
6	1F		0.50	0.00	0	0	0	0							0.50
7	USpB		1.00	0.00	0	0	0	0							1.00
			5.83												5.49
Program Components			Factor												
	Composition			1.67	2.25	2.00	2.00	2.00							2.06
	Presentation			1.67	2.50	2.00	2.25	2.25							2.25
	Skating Skills			1.67	2.75	1.75	1.75	1.75							2.00
Judges Total Program Component Score (factored)															10.54

Deductions: 0.00

Rank	Name	Nation	Starting Number	Total Segment Score	Total Element Score	Total Program Component Score (factored)	Total Deductions
6	Luna ATANACKOVIC	SRB	8	15.26	5.76	9.50	0.00

#	Executed Elements	Info	Base Value	GOE	J1	J2	J3	J4	J5	J6	J7	J8	J9	Ref.	Scores of Panel
1	CoSpBV		1.13	-0.29	-3	-3	-2	-2							0.84
2	1S+1Lo		0.90	-0.01	-1	0	0	0							0.89
3	1S+1T<	<	0.72	-0.09	-2	-2	-2	-3							0.63
4	StSqB		1.50	-0.11	-1	-2	0	0							1.39
5	1Aq	F q	1.10	-0.55	-5	-5	-5	-5							0.55
6	1F		0.50	-0.01	0	0	0	-1							0.49
7	USpB		1.00	-0.03	0	-1	0	0							0.97
			6.85												5.76
Program Components			Factor												
	Composition			1.67	1.75	1.50	2.25	2.25							1.94
	Presentation			1.67	1.75	1.75	2.25	2.00							1.94
	Skating Skills			1.67	1.50	1.50	2.00	2.25							1.81
Judges Total Program Component Score (factored)															9.50

Deductions: 0.00

SKATE HELENA 2025 - CCBI

JUDGES DETAILS PER SKATER

CHICKS II. GIRLS (1.7.2017 AND YOUNGER) FREE SKATING

Rank	Name	Nation	Starting Number	Total Segment Score	Total Element Score	Total Program Component Score (factored)	Total Deductions
7	Lena DUBAJIC	SRB	1	14.94	4.92	10.02	0.00

#	Executed Elements	Info	Base Value	GOE	J1	J2	J3	J4	J5	J6	J7	J8	J9	Ref.	Scores of Panel
1	1Aq	q	1.10	-0.30	-3	-3	-3	-2							0.80
2	1S+1Lo		0.90	-0.09	-1	-1	-2	-3							0.81
3	CoSp		0.00	0.00	-	-	-	-							0.00
4	1F		0.50	-0.13	-3	-3	-2	-2							0.37
5	StSqB		1.50	-0.19	0	-1	-2	-2							1.31
6	1S+1T		0.80	-0.02	0	0	-1	-1							0.78
7	USpB		1.00	-0.15	0	-2	-2	-2							0.85
			5.80												4.92
Program Components				Factor											
Composition				1.67	2.25	2.00	2.00	2.00					2.06		
Presentation				1.67	2.25	2.25	1.75	1.75					2.00		
Skating Skills				1.67	2.00	2.00	1.75	2.00					1.94		
Judges Total Program Component Score (factored)														10.02	

Deductions: 0.00

Rank	Name	Nation	Starting Number	Total Segment Score	Total Element Score	Total Program Component Score (factored)	Total Deductions
8	Magdalena LJUTOVAC	SRB	7	13.87	5.41	8.46	0.00

#	Executed Elements	Info	Base Value	GOE	J1	J2	J3	J4	J5	J6	J7	J8	J9	Ref.	Scores of Panel
1	1A<<	<<	0.00	0.00	-	-	-	-							0.00
2	1S+1T		0.80	-0.01	0	0	0	-1							0.79
3	1F		0.50	-0.11	-2	-2	-3	-2							0.39
4	CoSpBV		1.13	0.00	0	0	0	0							1.13
5	1S+1Lo		0.90	-0.04	0	0	-1	-2							0.86
6	StSqB		1.50	-0.19	0	-1	-2	-2							1.31
7	SSpB		1.10	-0.17	-1	-1	-2	-2							0.93
			5.93												5.41
Program Components				Factor											
Composition				1.67	2.00	1.75	1.50	1.50					1.69		
Presentation				1.67	2.00	1.75	1.75	1.25					1.69		
Skating Skills				1.67	2.00	1.75	1.50	1.50					1.69		
Judges Total Program Component Score (factored)														8.46	

Deductions: 0.00

Rank	Name	Nation	Starting Number	Total Segment Score	Total Element Score	Total Program Component Score (factored)	Total Deductions
9	Derin SARAC	TUR	2	10.62	3.31	7.31	0.00

#	Executed Elements	Info	Base Value	GOE	J1	J2	J3	J4	J5	J6	J7	J8	J9	Ref.	Scores of Panel
1	1S+1T<<	<<	0.40	-0.15	-3	-4	-4	-4							0.25
2	1F<	<	0.40	-0.10	-2	-2	-3	-3							0.30
3	CoSp		0.00	0.00	-	-	-	-							0.00
4	1S+1Lo<	<	0.80	-0.10	-2	-2	-3	-3							0.70
5	1A<<	<<	0.00	0.00	-	-	-	-							0.00
6	StSqB		1.50	-0.34	-1	-2	-3	-3							1.16
7	USpB		1.00	-0.10	-1	-1	-1	-1							0.90
			4.10												3.31
Program Components				Factor											
Composition				1.67	1.50	1.50	1.50	1.25					1.44		
Presentation				1.67	1.25	1.50	1.50	1.50					1.44		
Skating Skills				1.67	1.50	1.50	1.50	1.50					1.50		
Judges Total Program Component Score (factored)														7.31	

Deductions: 0.00

SKATE HELENA 2025 - CCBI

JUDGES DETAILS PER SKATER

CHICKS II. GIRLS (1.7.2017 AND YOUNGER) FREE SKATING

Rank	Name	Nation	Starting Number	Total Segment Score	Total Element Score	Total Program Component Score (factored)			Total Deductions						
10	Leona DJUGUM	CRO	5	10.52	3.81	7.21			-0.50						
#	Executed Elements	Info	Base Value	GOE	J1	J2	J3	J4	J5	J6	J7	J8	J9	Ref.	Scores of Panel
1	A+1Loq	F q	0.50	-0.25	-5	-5	-5	-5							0.25
2	USpB		1.00	-0.23	-2	-3	-2	-2							0.77
3	1S+1Lo<	<	0.80	-0.17	-4	-4	-5	-4							0.63
4	StSqB		1.50	-0.15	0	-2	-1	-1							1.35
5	1F		0.50	-0.08	0	-2	-2	-2							0.42
6	1Lz		0.60	-0.21	-3	-3	-3	-5							0.39
7	CoSp	F	0.00	0.00	-	-	-	-							0.00
			4.90												3.81
Program Components				Factor											
Composition				1.67	1.50	1.25	1.75	1.75					1.56		
Presentation				1.67	1.50	1.00	1.50	1.50					1.38		
Skating Skills				1.67	1.25	1.00	1.50	1.75					1.38		
Judges Total Program Component Score (factored)											7.21				
Deductions:		Falls	-0.50 (1)											-0.50	

Rank	Name	Nation	Starting Number	Total Segment Score	Total Element Score	Total Program Component Score (factored)			Total Deductions						
11	Katja VOJNOVIC	SLO	3	8.47	1.89	6.58			0.00						
#	Executed Elements	Info	Base Value	GOE	J1	J2	J3	J4	J5	J6	J7	J8	J9	Ref.	Scores of Panel
1	StSq		0.00	0.00	-	-	-	-							0.00
2	1S	F	0.40	-0.20	-5	-5	-5	-5							0.20
3	CoSp		0.00	0.00	-	-	-	-							0.00
4	1F	F	0.50	-0.25	-5	-5	-5	-5							0.25
5	A+1T		0.40	-0.10	-1	-5	-1	-3							0.30
6	1S		0.40	-0.08	-2	-2	-2	-2							0.32
7	USpB		1.00	-0.18	-2	-2	-1	-2							0.82
			2.70												1.89
Program Components				Factor											
Composition				1.67	1.50	1.00	1.50	1.25					1.31		
Presentation				1.67	1.25	1.25	1.50	1.50					1.38		
Skating Skills				1.67	1.25	1.00	1.25	1.50					1.25		
Judges Total Program Component Score (factored)											6.58				
Deductions:															0.00

Legend:

#	Sequence number	GOE	Grade of Execution	Jx	Judges (x=1-9)	Ref.	Referee
*	Invalid element	<	Under-rotated jump	<<	Downgraded jump	!	Not clear edge
F	Fall	q	Jump landed on the quarter				