

PROTOKOL

ICE FLOWER 2012

Takmičenje u umetničkom klizanju

Organizator: KK Olimpik, Beograd
29 novembar 2012

Ice Flower 2012

JUNIOR LADIES (JUNIORKE)

Ledena dvorana Pionir	29 nov 2012 29 nov 2012	Short Program Free Skating
------------------------------	----------------------------	-------------------------------

Size of Skating Area	:	30m*60m
Ice Conditions	:	very good
Number of Entries	:	3
Number of Participants	:	3

Entry Withdrawn	:	
-----------------	---	--

Short Program			
Duration	:	2:50	Max.
Segment Factor	:	1.00	
Program Component Factors			
		Skating Skills	0.80
		Transitions	0.80
		Performance/Execution	0.80
		Choreography	0.80
		Interpretation	0.80

Free Skating			
Duration	:	3:30	+ - 10 Sec.
Segment Factor	:	1.00	
Program Components Factors			
		Skating Skills	1.60
		Transitions	1.60
		Performance/Execution	1.60
		Choreography	1.60
		Interpretation	1.60

Ice Flower 2012

PANEL OF JUDGES

JUNIOR LADIES (JUNIORKE)

Officials

Technical Controller	Ms. Krunoslava CUMIC	SRB
Technical Specialist	Mr. Tomas KUNYA	SVK
Assistant Technical Specialist	Ms. Ksenija JASTSENJSKI-SIMIC	SRB

Judges

Referee	Ms. Natasa DANON	SRB
Judge No.1	Ms. Natasa DANON	SRB
Judge No.2	Ms. Milica MILANOVIC	SRB
Judge No.3	Ms. Ivana ZIVKOVIC	SRB

Data/Replay Operator

Data Operator	Ms. Vojislava VASOVIC	SRB
----------------------	-----------------------	-----

Ice Flower 2012

RESULTS

JUNIOR LADIES (JUNIORKE) FINAL RESULT

Pl. Name		Nation	Total Score	SP	FS
1 Milica JOKIC	OLP	SRB	86,20	1	1
2 Katarina KNEZEVIC	K07	SRB	84,95	2	2
3 Jovana TOMOVIC	OLK	SRB	77,61	3	3

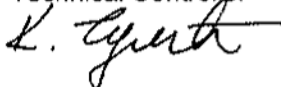
Ms. Natasa DANON SRB

Referee

Printed: 29.11.2012 15:14:32

Ms. Krunoslava CUMIC SRB

Technical Controller



Ice Flower 2012

STARTING ORDER

JUNIOR LADIES (JUNIORKE) SHORT PROGRAM

Starting Number	Name	Nation
1	Milica JOKIC OLIMPIK	SRB
2	Jovana TOMOVIC OLIMPIK	SRB
3	Katarina KNEZEVIC K 07	SRB

printed at: 5.12.2012 14:09:10

Ice Flower 2012

RESULTS

JUNIOR LADIES (JUNIORKE) SHORT PROGRAM

Pl.	Name	Nation	Total Segment Score
1	Milica JOKIC	SRB	30.97
2	Katarina KNEZEVIC	SRB	30.15
3	Jovana TOMOVIC	SRB	29.17

Printed: 5.12.2012 14:10:35

Ice Flower 2012

JUNIOR LADIES (JUNIORKE) SHORT PROGRAM JUDGES DETAILS PER SKATER

Pl.	Name	Nation	Start No	Total Segment Score	Total Element Score	Total Program Component Score (factored)	Deductions
1	Milica JOKIC	SRB	1	30.97	16.63	14.34	0.00

#	Executed Elements	Info	Base Value	GOE	J1	J2	J3	J4	J5	J6	J7	J8	J9	Ref	Scores of Panel
1	2Lz+2T		3.40	0.00	0	0	0								3.40
2	1A		1.10	-0.60	-3	-3	-3								0.50
3	FCSp1		1.90	-0.30	-1	-2	0								1.60
4	2F		1.80	-0.20	0	-1	-1								1.60
5	StSq3		3.30	0.00	0	0	0								3.30
6	CCoSp4		3.50	0.33	0	1	1								3.83
7	LSp3		2.40	0.00	0	0	0								2.40
			17.40												16.63
Program Components			Factor												
	Skating Skills			0.80	3.75	3.50	3.50								3.58
	Transitions			0.80	3.50	3.50	3.25								3.42
	Performance/Execution			0.80	3.75	3.50	3.50								3.58
	Choreography			0.80	3.75	3.75	3.50								3.67
	Interpretation			0.80	3.75	3.75	3.50								3.67
Judges Total Program Component Score (factored)															14.34

Deductions	0.00
-------------------	-------------

Pl.	Name	Nation	Start No	Total Segment Score	Total Element Score	Total Program Component Score (factored)	Deductions
2	Katarina KNEZEVIC	SRB	3	30.15	15.95	15.20	1.00

#	Executed Elements	Info	Base Value	GOE	J1	J2	J3	J4	J5	J6	J7	J8	J9	Ref	Scores of Panel
1	2F		1.80	0.00	0	0	0								1.80
2	CCoSp4		3.50	0.17	0	1	0								3.67
3	2A<<	<<	1.10	-0.60	-3	-3	-3								0.50
4	FCSp3		2.80	0.00	0	0	0								2.80
5	2Lz+1T	x	2.75	-0.90	-3	-3	-3								1.85
6	LSp3		2.40	0.33	0	1	1								2.73
7	StSq2		2.60	0.00	0	0	0								2.60
			16.95												15.95
Program Components			Factor												
	Skating Skills			0.80	4.25	3.75	3.75								3.92
	Transitions			0.80	3.75	3.50	3.75								3.67
	Performance/Execution			0.80	3.75	3.75	3.75								3.75
	Choreography			0.80	4.00	3.75	3.75								3.83
	Interpretation			0.80	4.00	3.75	3.75								3.83
Judges Total Program Component Score (factored)															15.20

Deductions	Falls: -1.00	-1.00
-------------------	--------------	--------------

<< Downgraded jump x Credit for highlight distribution, base value multiplied by 1.1

Pl.	Name	Nation	Start No	Total Segment Score	Total Element Score	Total Program Component Score (factored)	Deductions
3	Jovana TOMOVIC	SRB	2	29.17	15.71	13.46	0.00

#	Executed Elements	Info	Base Value	GOE	J1	J2	J3	J4	J5	J6	J7	J8	J9	Ref	Scores of Panel
1	2Lo+2Lo		3.60	0.00	0	0	0								3.60
2	2A<<	<<	1.10	-0.47	-3	-2	-2								0.63
3	FCSp2		2.30	0.00	0	0	0								2.30
4	2F	x	1.98	0.00	0	0	0								1.98
5	StSq2		2.60	0.00	0	0	0								2.60
6	CCoSp4		3.50	0.00	0	0	0								3.50
7	LSpB		1.20	-0.10	0	-1	0								1.10
			16.28												15.71
Program Components			Factor												
	Skating Skills			0.80	3.50	3.50	3.75								3.58
	Transitions			0.80	3.00	3.25	3.50								3.25
	Performance/Execution			0.80	3.25	3.50	3.25								3.33
	Choreography			0.80	3.25	3.25	3.25								3.25
	Interpretation			0.80	3.25	3.50	3.50								3.42
Judges Total Program Component Score (factored)															13.46

Deductions	0.00
-------------------	-------------

<< Downgraded jump x Credit for highlight distribution, base value multiplied by 1.1

Ice Flower 2012

STARTING ORDER

JUNIOR LADIES (JUNIORKE) FREE SKATING

Starting Number	Name	Nation
1	Katarina KNEZEVIC K 07	SRB
2	Jovana TOMOVIC OLIMPIK	SRB
3	Milica JOKIC OLIMPIK	SRB

printed at: 5.12.2012 14:11:58

Ice Flower 2012

RESULTS

JUNIOR LADIES (JUNIORKE) FREE SKATING

Pl.	Name	Nation	Total Segment Score
1	Milica JOKIC	SRB	55.23
2	Katarina KNEZEVIC	SRB	54.80
3	Jovana TOMOVIC	SRB	48.44

Printed: 5.12.2012 14:12:36

Ice Flower 2012

JUNIOR LADIES (JUNIORKE) FREE SKATING JUDGES DETAILS PER SKATER

Pl.	Name	Nation	Start No	Total Segment Score	Total Element Score	Total Program Component Score (factored)			Deductions						
				=	+	+			-						
1	Milica JOKIC	SRB	3	55.23	25.83	30.40			1.00						
#	Executed Elements	Info	Base Value	GOE	J1	J2	J3	J4	J5	J6	J7	J8	J9	Ref	Scores of Panel
1	2Lz		2.10	-0.30	-1	-1	-1								1.80
2	2F		1.80	0.20	0	1	1								2.00
3	2S		1.30	0.00	0	0	0								1.30
4	FCCoSp2		2.50	0.00	0	0	0								2.50
5	2Lz		2.10	0.10	0	1	0								2.20
6	1A+1Lo+2S		2.90	0.00	0	0	0								2.90
7	CCoSp4		3.50	0.33	0	1	1								3.83
8	StSq2		2.60	0.00	0	0	0								2.60
9	2Lo+2T		3.10	-0.10	0	-1	0								3.00
10	2Lz		2.10	-0.30	0	-2	-1								1.80
11	LSp2		1.90	0.00	0	0	0								1.90
			25.90												25.83
Program Components			Factor												
	Skating Skills			1.60	4.25	3.75	3.75								3.92
	Transitions			1.60	3.75	3.50	3.50								3.58
	Performance/Execution			1.60	4.00	3.75	3.75								3.83
	Choreography			1.60	4.25	3.50	3.50								3.75
	Interpretation			1.60	4.25	3.75	3.75								3.92
	Judges Total Program Component Score (factored)														30.40
Deductions			Falls: -1.00												-1.00
Pl.	Name	Nation	Start No	Total Segment Score	Total Element Score	Total Program Component Score (factored)			Deductions						
				=	+	+			-						
2	Katarina KNEZEVIC	SRB	1	54.80	27.19	29.61			2.00						
#	Executed Elements	Info	Base Value	GOE	J1	J2	J3	J4	J5	J6	J7	J8	J9	Ref	Scores of Panel
1	2F+2T		3.10	0.00	0	0	0								3.10
2	2Lo		1.80	0.10	0	1	0								1.90
3	2A<	<	2.30	-1.17	-3	-3	-1								1.13
4	FSSp4		3.00	0.00	0	0	0								3.00
5	2Lz		2.10	-0.10	-1	0	0								2.00
6	2A<	<	2.30	-1.17	-3	-2	-2								1.13
7	StSq2		2.60	0.00	0	0	0								2.60
8	2F+2T+2Lo<	<	4.84	x -0.30	-1	-1	-1								4.54
9	CCoSp4		3.50	0.00	0	0	0								3.50
10	1Lz+2T	x	2.09	-0.60	-3	-3	-3								1.49
11	FCCoSp3		3.00	-0.20	0	-2	0								2.80
			30.63												27.19
Program Components			Factor												
	Skating Skills			1.60	4.25	3.75	3.75								3.92
	Transitions			1.60	3.75	3.50	3.75								3.67
	Performance/Execution			1.60	3.75	3.25	3.50								3.50
	Choreography			1.60	4.00	3.50	3.50								3.67
	Interpretation			1.60	4.00	3.50	3.75								3.75
	Judges Total Program Component Score (factored)														29.61
Deductions			Falls: -2.00												-2.00

< Under-rotated jump x Credit for highlight distribution, base value multiplied by 1.1

Ice Flower 2012

JUNIOR LADIES (JUNIORKE) FREE SKATING JUDGES DETAILS PER SKATER

Pl.	Name	Nation	Start No	Total Segment Score	Total Element Score	Total Program Component Score (factored)			Deductions
				=	+	+			-
3	Jovana TOMOVIC	SRB	2	48.44	21.64	26.80			0.00

#	Executed Elements	Info	Base Value	GOE	J1	J2	J3	J4	J5	J6	J7	J8	J9	Ref	Scores of Panel
1	2Lo+2Lo		3.60	0.00	0	0	0								3.60
2	2A<<	<<	1.10	-0.53	-3	-3	-2								0.57
3	2F		1.80	-0.40	-1	-2	-1								1.40
4	FCCoSp3		3.00	-0.40	-1	-2	-1								2.60
5	1Lz		0.60	-0.07	0	-1	-1								0.53
6	2S+2Lo	x	3.41	-0.10	0	-1	0								3.31
7	FSSp2		2.30	-0.10	0	-1	0								2.20
8	1F	x	0.55	-0.10	0	-2	-1								0.45
9	StSq2		2.60	0.00	0	0	0								2.60
10	2Lo	x	1.98	0.00	0	0	0								1.98
11	CCoSp2		2.50	-0.10	0	-1	0								2.40
			23.44												21.64
Program Components				Factor											
Skating Skills				1.60	3.50	3.50	3.50							3.50	
Transitions				1.60	3.25	3.25	3.25							3.25	
Performance/Execution				1.60	3.25	3.25	3.25							3.25	
Choreography				1.60	3.50	3.25	3.50							3.42	
Interpretation				1.60	3.25	3.25	3.50							3.33	
Judges Total Program Component Score (factored)														26.80	

Deductions	0.00
-------------------	-------------

<< Downgraded jump x Credit for highlight distribution, base value multiplied by 1.1

printed: 5.12.2012 14:13:23

Ice Flower 2012

ADVANCED NOVICE GIRLS (MLADJE JUNIORKE)

Ledena dvorana Pionir	29 nov 2012 29 nov 2012	Short Program Free Skating
------------------------------	----------------------------	-------------------------------

Size of Skating Area	:	30m*60m
Ice Conditions	:	very good
Number of Entries	:	4
Number of Participants	:	4

Entry Withdrawn	:	
-----------------	---	--

Short Program			
Duration	:	2:30	Max.
Segment Factor	:	1.00	
Program Component Factors			
		Skating Skills	0.80
		Transitions	0.80
		Performance/Execution	0.80
		Interpretation	0.80

Free Skating			
Duration	:	3:00	+ - 10 Sec.
Segment Factor	:	1.00	
Program Components Factors			
		Skating Skills	1.60
		Transitions	1.60
		Performance/Execution	1.60
		Interpretation	1.60

Ice Flower 2012

PANEL OF JUDGES

ADVANCED NOVICE GIRLS (MLADJE JUNIORKE)

Officials

Technical Controller	Ms. Krunoslava CUMIC	SRB
Technical Specialist	Ms. Ksenija JASTSENJSKI-SIMIC	SRB
Assistant Technical Specialist	Mr. Tomas KUNYA	SVK

Judges

Referee	Ms. Natasa DANON	SRB
Judge No.1	Ms. Natasa DANON	SRB
Judge No.2	Ms. Milica MILANOVIC	SRB
Judge No.3	Ms. Ivana ZIVKOVIC	SRB

Data/Replay Operator

Data Operator	Ms. Vojislava VASOVIC	SRB
----------------------	-----------------------	-----

Ice Flower 2012

RESULTS

ADVANCED NOVICE GIRLS (MLADJE JUNIORKE) FINAL RESULT

Pl. Name		Nation	Total Score	SP	FS
1 Mina BELOVUKOVIC	OLK	SRB	39,26	2	2
2 Andjela MILJEVIC	OLK	SRB	38,92	4	1
3 Zora APOSTOLOVIC	HEL	SRB	38,52	1	4
4 Anja OBRADOVIC	HEL	SRB	36,85	3	3

Natasa M
Ms. Natasa DANON SRB

Referee

Printed: 29.11.2012 14:48:56

Ms. Krunoslava CUMIC SRB

Technical Controller

K. Cumić

Ice Flower 2012

STARTING ORDER

ADVANCED NOVICE GIRLS (MLADJE JUNIORKE) SHORT PROGRAM

Starting Number	Name	Nation
1	Zona APOSTOLOVIC HELENA PAJOVIC	SRB
2	Andjela MILJEVIC OLIMPIK	SRB
3	Anja OBRADOVIC HELENA PAJOVIC	SRB
4	Mina BELOVUKOVIC OLIMPIK	SRB

printed at: 5.12.2012 15:18:52

Ice Flower 2012

RESULTS

ADVANCED NOVICE GIRLS (MLADJE JUNIORKE) SHORT PROGRAM

Pl.	Name	Nation	Total Segment Score
1	Zona APOSTOLOVIC	SRB	17.07
2	Mina BELOVUKOVIC	SRB	14.86
3	Anja OBRADOVIC	SRB	12.64
4	Andjela MILJEVIC	SRB	12.26

Printed: 5.12.2012 15:19:31

Ice Flower 2012

ADVANCED NOVICE GIRLS (MLADJE JUNIORKE) SHORT PROGRAM JUDGES DETAILS

Pl.	Name	Nation	Start No	Total Segment Score	Total Element Score	Total Program Component Score (factored)	Deductions
1	Zona APOSTOLOVIC	SRB	1	17.07	8.87	9.20	1.00

#	Executed Elements	Info	Base Value	GOE	J1	J2	J3	J4	J5	J6	J7	J8	J9	Ref	Scores of Panel
1	StSq1		1.80	-0.10	0	-1	0								1.70
2	LSp2		1.90	-0.10	0	-1	0								1.80
3	2F<	<	1.30	-0.30	-1	-1	-1								1.00
4	2Lo<<+COMBO	<<	0.50	-0.30	-3	-3	-3								0.20
5	CCoSp3		3.00	0.00	0	0	0								3.00
6	1A		1.10	0.07	1	0	0								1.17
			9.60												8.87
Program Components			Factor												
	Skating Skills		0.80		3.00	2.75	2.75								2.83
	Transitions		0.80		2.75	2.75	2.50								2.67
	Performance/Execution		0.80		3.00	3.00	3.00								3.00
	Interpretation		0.80		3.00	3.00	3.00								3.00
Judges Total Program Component Score (factored)															9.20

Deductions	Falls: -1.00	-1.00
-------------------	--------------	--------------

< Under-rotated jump << Downgraded jump

Pl.	Name	Nation	Start No	Total Segment Score	Total Element Score	Total Program Component Score (factored)	Deductions
2	Mina BELOVUKOVIC	SRB	4	14.86	8.12	7.74	1.00

#	Executed Elements	Info	Base Value	GOE	J1	J2	J3	J4	J5	J6	J7	J8	J9	Ref	Scores of Panel
1	1A		1.10	0.00	0	0	0								1.10
2	2S+2T<	<	2.20	-0.53	-2	-3	-3								1.67
3	CCoSpB		1.70	-0.10	0	0	-1								1.60
4	StSq1		1.80	-0.20	0	-1	-1								1.60
5	2Lo		1.80	-0.40	-1	-2	-1								1.40
6	LSpB		1.20	-0.45	-	-2	-1								0.75
			9.80												8.12
Program Components			Factor												
	Skating Skills		0.80		2.25	2.50	2.50								2.42
	Transitions		0.80		2.25	2.50	2.00								2.25
	Performance/Execution		0.80		2.75	2.75	2.50								2.67
	Interpretation		0.80		2.00	2.50	2.50								2.33
Judges Total Program Component Score (factored)															7.74

Deductions	Falls: -1.00	-1.00
-------------------	--------------	--------------

< Under-rotated jump

Pl.	Name	Nation	Start No	Total Segment Score	Total Element Score	Total Program Component Score (factored)	Deductions
3	Anja OBRADOVIC	SRB	3	12.64	5.76	7.88	1.00

#	Executed Elements	Info	Base Value	GOE	J1	J2	J3	J4	J5	J6	J7	J8	J9	Ref	Scores of Panel
1	CCoSp1		2.00	-0.50	-1	-2	-2								1.50
2	2S+COMBO		1.30	-0.60	-3	-3	-3								0.70
3	2Lo<<	<<	0.50	-0.27	-3	-3	-2								0.23
4	1A		1.10	-0.07	0	-1	0								1.03
5	LSpB		1.20	-0.30	-1	-1	-1								0.90
6	StSqB		1.50	-0.10	0	-1	0								1.40
			7.60												5.76
Program Components			Factor												
	Skating Skills		0.80		2.50	2.75	2.50								2.58
	Transitions		0.80		2.25	2.50	2.50								2.42
	Performance/Execution		0.80		2.25	2.50	2.50								2.42
	Interpretation		0.80		2.00	2.75	2.50								2.42
Judges Total Program Component Score (factored)															7.88

Deductions	Falls: -1.00	-1.00
-------------------	--------------	--------------

<< Downgraded jump

Ice Flower 2012

ADVANCED NOVICE GIRLS (MLADJE JUNIORKE) SHORT PROGRAM JUDGES DETAILS

Pl.	Name	Nation	Start No	Total Segment Score	Total Element Score	Total Program Component Score (factored)	Deductions
4	Andjela MILJEVIC	SRB	2	12.26	6.40	7.86	2.00
				=	+	+	-

#	Executed Elements	Info	Base Value	GOE	J1	J2	J3	J4	J5	J6	J7	J8	J9	Ref	Scores of Panel
1	2F<	<	1.30	-0.40	-1	-1	-2								0.90
2	2Lz<+COMBO	<	1.50	-0.90	-3	-3	-3								0.60
3	StSqB		1.50	-0.20	0	-1	-1								1.30
4	CCoSp1		2.00	-0.10	0	-1	0								1.90
5	1A		1.10	-0.60	-3	-3	-3								0.50
6	LSp1		1.50	-0.30	0	-2	-1								1.20
			8.90												6.40
	Program Components			Factor											
	Skating Skills			0.80	2.75	2.50	2.25								2.50
	Transitions			0.80	2.50	2.50	2.00								2.33
	Performance/Execution			0.80	2.75	2.50	2.25								2.50
	Interpretation			0.80	2.50	2.75	2.25								2.50
	Judges Total Program Component Score (factored)														7.86

Deductions	Falls: -2.00	-2.00

< Under-rotated jump

printed: 5.12.2012 15:21:04

Ice Flower 2012

STARTING ORDER

ADVANCED NOVICE GIRLS (MLADJE JUNIORKE) FREE SKATING

Starting Number	Name	Nation
1	Andjela MILJEVIC OLIMPIK	SRB
2	Anja OBRADOVIC HELENA PAJOVIC	SRB
3	Zona APOSTOLOVIC HELENA PAJOVIC	SRB
4	Mina BELOVUKOVIC OLIMPIK	SRB

printed at: 5.12.2012 16:28:14

Ice Flower 2012

RESULTS

ADVANCED NOVICE GIRLS (MLADJE JUNIORKE) FREE SKATING

Pl.	Name	Nation	Total Segment Score
1	Andjela MILJEVIC	SRB	26.66
2	Mina BELOVUKOVIC	SRB	24.40
3	Anja OBRADOVIC	SRB	24.21
4	Zona APOSTOLOVIC	SRB	21.45

Printed: 5.12.2012 16:28:54

Ice Flower 2012

ADVANCED NOVICE GIRLS (MLADJE JUNIORKE) FREE SKATING

JUDGES DETAILS PE

Pl.	Name	Nation	Start No	Total Segment Score	Total Element Score	Total Program Component Score (factored)			Deductions
				=	+	+			-
1	Andjela MILJEVIC	SRB	1	26.66	13.00	16.66			3.00

#	Executed Elements	Info	Base Value	GOE	J1	J2	J3	J4	J5	J6	J7	J8	J9	Ref	Scores of Panel
1	1A+2T		2.40	0.00	0	0	0								2.40
2	2Lz<	<	1.50	-0.90	-3	-3	-3								0.60
3	CCoSp3		3.00	0.00	0	0	0								3.00
4	2T		1.30	-0.60	-3	-3	-3								0.70
5	2S<+2Lo<	<	2.20	-0.70	-2	-3	-2								1.50
6	2F<	<	1.30	-0.30	-1	-1	-1								1.00
7	StSqB		1.50	-0.10	0	-1	0								1.40
8	2T		1.30	-0.60	-3	-3	-3								0.70
9	FCCoSp1		2.00	-0.30	0	-2	-1								1.70
			16.50												13.00
Program Components			Factor												
	Skating Skills		1.60		2.75	2.50	2.75							2.67	
	Transitions		1.60		2.50	2.75	2.50							2.58	
	Performance/Execution		1.60		2.50	2.50	2.75							2.58	
	Interpretation		1.60		2.50	2.75	2.50							2.58	
Judges Total Program Component Score (factored)															16.66

Deductions	Falls: -3.00	-3.00
-------------------	--------------	--------------

< Under-rotated jump

Pl.	Name	Nation	Start No	Total Segment Score	Total Element Score	Total Program Component Score (factored)			Deductions
				=	+	+			-
2	Mina BELOVUKOVIC	SRB	4	24.40	9.80	15.60			1.00

#	Executed Elements	Info	Base Value	GOE	J1	J2	J3	J4	J5	J6	J7	J8	J9	Ref	Scores of Panel
1	2S+1T		1.70	0.00	0	0	0								1.70
2	1A+1Lo		1.60	0.00	0	0	0								1.60
3	FCCoSpB		1.70	-0.30	0	-2	-1								1.40
4	1Lo		0.50	-0.10	0	-3	0								0.40
5	CCoSpB		1.70	-0.20	0	-1	-1								1.50
6	2T<<	<<	0.40	-0.30	-3	-3	-3								0.10
7	2S<	<	0.90	-0.60	-3	-3	-3								0.30
8	StSq1		1.80	-0.10	0	-1	0								1.70
9	1A		1.10	0.00	0	0	0								1.10
			11.40												9.80
Program Components			Factor												
	Skating Skills		1.60		2.50	2.50	2.50							2.50	
	Transitions		1.60		2.25	2.50	2.00							2.25	
	Performance/Execution		1.60		2.50	2.50	2.50							2.50	
	Interpretation		1.60		2.50	2.75	2.25							2.50	
Judges Total Program Component Score (factored)															15.60

Deductions	Falls: -1.00	-1.00
-------------------	--------------	--------------

< Under-rotated jump << Downgraded jump

Ice Flower 2012

ADVANCED NOVICE GIRLS (MLADJE JUNIORKE) FREE SKATING

JUDGES DETAILS PE

Pl.	Name	Nation	Start No	Total Segment Score	Total Element Score	Total Program Component Score (factored)			Deductions
3	Anja OBRADOVIC	SRB	2	24.21	8.94	=	+	+	-
								16.27	1.00

#	Executed Elements	Info	Base Value	GOE	J1	J2	J3	J4	J5	J6	J7	J8	J9	Ref	Scores of Panel
1	1A+1A+SEQ		1.76	0.00	0	0	0								1.76
2	2S		1.30	-0.53	-3	-3	-2								0.77
3	FCCoSp1		2.00	-0.50	-2	-2	-1								1.50
4	2Lo		1.80	-0.90	-3	-3	-3								0.90
5	StSq1		1.80	-0.10	0	-1	0								1.70
6	2S+SEQ		1.04	-0.53	-3	-3	-2								0.51
7	CCoSpB		1.70	-0.30	-1	-1	-1								1.40
8	1T		0.40	0.00	0	0	0								0.40
			11.80												8.94
Program Components			Factor												
Skating Skills			1.60		2.50	2.75	2.75								2.67
Transitions			1.60		2.00	2.50	2.50								2.33
Performance/Execution			1.60		2.25	2.50	2.75								2.50
Interpretation			1.60		2.25	3.00	2.75								2.67
Judges Total Program Component Score (factored)															16.27

Deductions	Falls: -1.00	-1.00
-------------------	--------------	--------------

Pl.	Name	Nation	Start No	Total Segment Score	Total Element Score	Total Program Component Score (factored)			Deductions
4	Zona APOSTOLOVIC	SRB	3	21.45	9.51	=	+	+	-
								16.94	5.00

#	Executed Elements	Info	Base Value	GOE	J1	J2	J3	J4	J5	J6	J7	J8	J9	Ref	Scores of Panel
1	FCCoSp1		2.00	-0.70	-2	-3	-2								1.30
2	2F<+1A+SEQ	<	1.92	-0.30	-1	-1	-1								1.62
3	2Lo		1.80	-0.90	-3	-3	-3								0.90
4	2F<	<	1.30	-0.90	-3	-3	-3								0.40
5	CCoSpB		1.70	-0.90	-3	-3	-3								0.80
6	StSqB		1.50	-0.90	-3	-3	-3								0.60
7	1A+1A+SEQ		1.76	-0.20	-3	0	0								1.56
8	2T		1.30	0.00	0	0	0								1.30
9	2T		1.30	-0.27	-1	-2	-1								1.03
			14.58												9.51
Program Components			Factor												
Skating Skills			1.60		3.00	2.75	2.75								2.83
Transitions			1.60		2.50	2.75	2.75								2.67
Performance/Execution			1.60		2.25	2.50	2.50								2.42
Interpretation			1.60		2.25	3.25	2.50								2.67
Judges Total Program Component Score (factored)															16.94

Deductions	Falls: -5.00	-5.00
-------------------	--------------	--------------

< Under-rotated jump

printed: 5.12.2012 16:30:01

Ice Flower 2012

BASIC NOVICE A GIRLS (KADETKINJE A)

Ledena dvorana Pionir	29 nov 2012	Free Skating
------------------------------	-------------	--------------

Size of Skating Area	:	30m*60m
Ice Conditions	:	very good
Number of Entries	:	5
Number of Participants	:	5

Entry Withdrawn	:	
-----------------	---	--

Free Skating			
Duration	:	2:30	+ - 10 Sec.
Segment Factor	:	1.00	
Program Component Factors		Skating Skills	2.50
		Performance/Execution	2.50

Ice Flower 2012

PANEL OF JUDGES

BASIC NOVICE A GIRLS (KADETKINJE A)

Officials

Technical Controller	Ms. Krunoslava CUMIC	SRB
Technical Specialist	Mr. Tomas KUNYA	SVK
Assistant Technical Specialist	Ms. Ksenija JASTSENJSKI-SIMIC	SRB

Judges

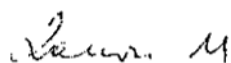
Referee	Ms. Natasa DANON	SRB
Judges	Ms. Natasa DANON	SRB
	Ms. Milica MILANOVIC	SRB
	Ms. Ivana ZIVKOVIC	SRB

Ice Flower 2012

RESULTS

BASIC NOVICE A GIRLS (KADETKINJE A) FINAL RESULT

Pl. Name		Nation	Total Score	FS
1 Nevena MIHAJLOVIC	OLK	SRB	23,59	1
2 Petra JASIC	HEL	SRB	18,77	2
3 Nadja TRESNJIC	VOJ	SRB	18,65	3
4 Marina PANDUROV	VOJ	SRB	18,49	4
5 Anja POPOVIC	OLK	SRB	9,65	5



Ms. Natasa DANON SRB

Referee

Printed: 29.11.2012 14:49:48

Ms. Krunoslava CUMIC SRB

Technical Controller



Ice Flower 2012

STARTING ORDER

BASIC NOVICE A GIRLS (KADETKINJE A) FREE SKATING

Starting Number	Name	Nation
1	Petra JASIC HELENA PAJOVIC	SRB
2	Anja POPOVIC OLIMPIK	SRB
3	Nevena MIHAJLOVIC OLIMPIK	SRB
4	Nadja TRESNJIC VOJVODINA	SRB
6	Marina PANDUROV VOJVODINA	SRB

printed at: 5.12.2012 16:33:36

Ice Flower 2012

BASIC NOVICE A GIRLS (KADETKINJE A) FREE SKATING JUDGES DETAILS PER SKAT

Pl.	Name	Nation	Start No	Total Segment Score	Total Element Score	Total Program Component Score (factored)	Deductions
1	Nevena MIHAJLOVIC	SRB	3	23.59	9.83	13.76	0.00

#	Executed Elements	Info	Base Value	GOE	J1	J2	J3	J4	J5	J6	J7	J8	J9	Ref	Scores of Panel
1	2S<	<	0.90	-0.47	-2	-3	-2								0.43
2	1Lo+2Lo<	<	1.80	-0.30	-1	-1	-1								1.50
3	CCoSp1		2.00	0.00	0	0	0								2.00
4	1A		1.10	0.00	0	0	0								1.10
5	2S		1.30	-0.20	0	-2	-1								1.10
6	ChSq1		2.00	0.00	0	0	0								2.00
7	CSSp1		1.90	-0.20	0	-1	-1								1.70
			11.00												9.83
Program Components			Factor												
Skating Skills			2.50		2.75	2.50	2.75							2.67	
			0.00		0.00	0.00	0.00								
Performance/Execution			2.50		3.00	2.75	2.75							2.83	
Judges Total Program Component Score (factored)														13.76	

Deductions	0.00
-------------------	-------------

< Under-rotated jump

Pl.	Name	Nation	Start No	Total Segment Score	Total Element Score	Total Program Component Score (factored)	Deductions
2	Petra JASIC	SRB	1	18.77	5.81	13.96	1.00

#	Executed Elements	Info	Base Value	GOE	J1	J2	J3	J4	J5	J6	J7	J8	J9	Ref	Scores of Panel
1	2S<<	<<	0.40	-0.30	-3	-3	-3								0.10
2	2Lo<	<	1.30	-0.30	-1	-1	-1								1.00
3	FCCoSp1		2.00	-0.20	-1	-1	0								1.80
4	ChSq		0.00	0.00	-	-	-								0.00
5	1F+1A+SEQ		1.28	0.00	0	0	0								1.28
6	1A+1A+SEQ		1.76	-0.13	0	-1	-1								1.63
7	CSSp		0.00	0.00	-	-	-								0.00
			6.74												5.81
Program Components			Factor												
Skating Skills			2.50		3.00	2.75	2.75							2.83	
			0.00		0.00	0.00	0.00								
Performance/Execution			2.50		2.75	2.50	3.00							2.75	
Judges Total Program Component Score (factored)														13.96	

Deductions	Falls: -1.00	-1.00
-------------------	--------------	--------------

< Under-rotated jump << Downgraded jump

Pl.	Name	Nation	Start No	Total Segment Score	Total Element Score	Total Program Component Score (factored)	Deductions
3	Nadja TRESNJIC	SRB	4	18.65	7.40	11.25	0.00

#	Executed Elements	Info	Base Value	GOE	J1	J2	J3	J4	J5	J6	J7	J8	J9	Ref	Scores of Panel
1	1A+1Lo		1.60	0.00	0	0	0								1.60
2	1A+1A+SEQ		1.76	-0.13	0	-1	-1								1.63
3	SSp1		1.30	0.00	0	0	0								1.30
4	2S<	<	0.90	-0.53	-3	-3	-2								0.37
5	ChSq1		2.00	0.00	0	0	0								2.00
6	1F		0.50	0.00	0	0	0								0.50
7	CoSp		0.00	0.00	-	-	-								0.00
			8.06												7.40
Program Components			Factor												
Skating Skills			2.50		2.50	2.50	2.25							2.42	
			0.00		0.00	0.00	0.00								
Performance/Execution			2.50		2.00	2.00	2.25							2.08	
Judges Total Program Component Score (factored)														11.25	

Deductions	0.00
-------------------	-------------

< Under-rotated jump

Ice Flower 2012

BASIC NOVICE A GIRLS (KADETKINJE A) FREE SKATING JUDGES DETAILS PER SKAT

Pl.	Name	Nation	Start No	Total Segment Score	Total Element Score	Total Program Component Score (factored)			Deductions						
				=	+	+			-						
4	Marina PANDUROV	SRB	6	18.49	7.83	11.66			1.00						
#	Executed Elements	Info	Base Value	GOE	J1	J2	J3	J4	J5	J6	J7	J8	J9	Ref	Scores of Panel
1	1A+1A+SEQ		1.76	0.00	0	0	0								1.76
2	CoSp		0.00	0.00	-	-	-								0.00
3	2S		1.30	-0.13	0	-1	-1								1.17
4	SSpB		1.10	0.00	0	0	0								1.10
5	ChSq1		2.00	0.00	0	0	0								2.00
6	1A+1Lo		1.60	0.00	0	0	0								1.60
7	2Lo<<	<<	0.50	-0.30	-3	-3	-3								0.20
			8.26												7.83
Program Components			Factor												
Skating Skills			2.50		2.25	2.50	2.25							2.33	
			0.00		0.00	0.00	0.00								
Performance/Execution			2.50		2.25	2.25	2.50							2.33	
Judges Total Program Component Score (factored)														11.66	
Deductions			Falls: -1.00												-1.00
<< Downgraded jump															

Pl.	Name	Nation	Start No	Total Segment Score	Total Element Score	Total Program Component Score (factored)			Deductions						
				=	+	+			-						
5	Anja POPOVIC	SRB	2	9.65	2.47	9.18			2.00						
#	Executed Elements	Info	Base Value	GOE	J1	J2	J3	J4	J5	J6	J7	J8	J9	Ref	Scores of Panel
1	1A		1.10	-0.60	-3	-3	-3								0.50
2	CCoSp		0.00	0.00	-	-	-								0.00
3	1Lz		0.60	-0.03	-1	0	0								0.57
4	1F+1Lo		1.00	-0.10	0	-2	-1								0.90
5	SSp		0.00	0.00	-	-	-								0.00
6	ChSq		0.00	0.00	-	-	-								0.00
7	1F		0.50	0.00	0	0	0								0.50
			3.20												2.47
Program Components			Factor												
Skating Skills			2.50		1.75	2.00	2.00							1.92	
			0.00		0.00	0.00	0.00								
Performance/Execution			2.50		1.75	1.75	1.75							1.75	
Judges Total Program Component Score (factored)														9.18	
Deductions			Falls: -2.00												-2.00

printed: 5.12.2012 16:34:09

Ice Flower 2012

JUVENILE GIRLS (KADETKINJE B)

Ledena dvorana Pionir	29 nov 2012	Free Skating
------------------------------	-------------	--------------

Size of Skating Area	:	30m*60m
Ice Conditions	:	very good
Number of Entries	:	8
Number of Participants	:	8

Entry Withdrawn	:	
-----------------	---	--

Free Skating			
Duration	:	2:00	+ - 10 Sec.
Segment Factor	:	1.00	
Program Component Factors		Skating Skills	2.50
		Performance/Execution	2.50

Ice Flower 2012

PANEL OF JUDGES

JUVENILE GIRLS (KADETKINJE B)

Officials

Technical Controller	Ms. Krunoslava CUMIC	SRB
Technical Specialist	Ms. Ksenija JASTSENJSKI-SIMIC	SRB
Assistant Technical Specialist	Mr. Tomas KUNYA	SVK

Judges

Referee	Ms. Natasa DANON	SRB
Judge No.1	Ms. Natasa DANON	SRB
Judge No.2	Ms. Milica MILANOVIC	SRB
Judge No.3	Ms. Ivana ZIVKOVIC	SRB

Ice Flower 2012

RESULTS

JUVENILE GIRLS (KADETKINJE B) FINAL RESULT

Pl. Name		Nation	Total Score	FS
1 Ivana MIJATOVIC	OLK	SRB	24,59	1
2 Tijana TASIC	OLK	SRB	22,13	2
3 Sara RELJIC	OLK	SRB	21,66	3
4 Marija-Masa JOVANOVIC	OLK	SRB	16,05	4
5 Sandra IVANOVIC	PAL	SRB	15,50	5
6 Iva SARAC	OLK	SRB	14,17	6
7 Milja JOVANOVIC	OLK	SRB	12,72	7
8 Jana STANISAVLJEVIC	OLK	SRB	11,87	8

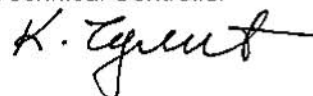

Ms. Natasa DANON SRB

Referee

Printed: 29.11.2012 13:46:02

Ms. Krunoslava CUMIC SRB

Technical Controller



Ice Flower 2012

STARTING ORDER

JUVENILE GIRLS (KADETKINJE B) FREE SKATING

Starting Number	Name	Nation
1	Ivana MIJATOVIC OLIMPIK	SRB
2	Tijana TASIC OLIMPIK	SRB
3	Sandra IVANOVIC BEOGRAD PALILULA	SRB
4	Milja JOVANOVIC OLIMPIK	SRB
5	Sara RELJIC OLIMPIK	SRB
6	Jana STANISAVLJEVIC OLIMPIK	SRB
7	Iva SARAC OLIMPIK	SRB
8	Marija-Masa JOVANOVIC OLIMPIK	SRB

Ice Flower 2012

JUVENILE GIRLS (KADETKINJE B) FREE SKATING

JUDGES DETAILS PER SKATER

Pl.	Name	Nation	Start No	Total Segment Score	Total Element Score	Total Program Component Score (factored)			Deductions						
				=	+	+			-						
1	Ivana MIJATOVIC	SRB	1	24.59	11.23	13.36			0.00						
#	Executed Elements	Info	Base Value	GOE	J1	J2	J3	J4	J5	J6	J7	J8	J9	Ref	Scores of Panel
1	2S		1.30	0.00	0	0	0								1.30
2	1A+1Lo		1.60	-0.07	0	-1	0								1.53
3	CCoSp1		2.00	0.00	0	0	0								2.00
4	1Lz+1Lo		1.10	0.00	0	0	0								1.10
5	1A		1.10	0.00	0	0	0								1.10
6	ChSq1		2.00	0.00	0	0	0								2.00
7	CSSp2		2.30	-0.10	0	-1	0								2.20
			11.40												11.23
	Program Components			Factor											
	Skating Skills			2.50	2.75	2.50	2.75								2.67
				0.00	0.00	0.00	0.00								
	Performance/Execution			2.50	2.50	2.75	2.75								2.67
	Judges Total Program Component Score (factored)														13.36
Deductions															0.00
Pl.	Name	Nation	Start No	Total Segment Score	Total Element Score	Total Program Component Score (factored)			Deductions						
				=	+	+			-						
2	Tijana TASIC	SRB	2	22.13	10.03	12.10			0.00						
#	Executed Elements	Info	Base Value	GOE	J1	J2	J3	J4	J5	J6	J7	J8	J9	Ref	Scores of Panel
1	1A+1Lo		1.60	-0.07	0	0	-1								1.53
2	2T		1.30	-0.53	-3	-3	-2								0.77
3	1A		1.10	-0.47	-3	-3	-1								0.63
4	CCoSp2		2.50	0.00	0	0	0								2.50
5	2S		1.30	-0.07	0	0	-1								1.23
6	ChSq1		2.00	-0.33	-1	-1	0								1.67
7	CSSp1		1.90	-0.20	0	-2	0								1.70
			11.70												10.03
	Program Components			Factor											
	Skating Skills			2.50	2.50	2.25	2.50								2.42
				0.00	0.00	0.00	0.00								
	Performance/Execution			2.50	2.25	2.50	2.50								2.42
	Judges Total Program Component Score (factored)														12.10
Deductions															0.00
Pl.	Name	Nation	Start No	Total Segment Score	Total Element Score	Total Program Component Score (factored)			Deductions						
				=	+	+			-						
3	Sara RELJIC	SRB	5	21.66	8.53	13.13			0.00						
#	Executed Elements	Info	Base Value	GOE	J1	J2	J3	J4	J5	J6	J7	J8	J9	Ref	Scores of Panel
1	2S+1A+SEQ		1.92	-0.20	-1	-1	-1								1.72
2	CCoSp1		2.00	-0.10	0	0	-1								1.90
3	2S		1.30	0.00	0	0	0								1.30
4	1Lz+1Lo		1.10	0.00	0	0	0								1.10
6	SSp1		1.30	0.00	0	0	0								1.30
7	ChSq		0.00	0.00	-	-	-								0.00
8	1A		1.21	x 0.00	0	0	0								1.21
			8.83												8.53
	Program Components			Factor											
	Skating Skills			2.50	2.50	2.50	2.75								2.58
				0.00	0.00	0.00	0.00								
	Performance/Execution			2.50	2.25	2.75	3.00								2.67
	Judges Total Program Component Score (factored)														13.13
Deductions															0.00

x Credit for highlight distribution, base value multiplied by 1.1

Ice Flower 2012

JUVENILE GIRLS (KADETKINJE B) FREE SKATING

JUDGES DETAILS PER SKATER

Pl.	Name	Nation	Start No	Total Segment Score	Total Element Score	Total Program Component Score (factored)	Deductions
4	Marija-Masa JOVANOVIC	SRB	8	16.05	7.25	9.80	1.00

#	Executed Elements	Info	Base Value	GOE	J1	J2	J3	J4	J5	J6	J7	J8	J9	Ref	Scores of Panel
1	SSp1		1.30	-0.10	0	-1	0								1.20
2	1F+1Lo		1.00	-0.07	0	-1	-1								0.93
3	1A<<	<<	0.00	0.00	-	-	-								0.00
4	ChSq1		2.00	0.00	0	0	0								2.00
5	1Lz+1Lo		1.10	-0.03	-1	0	0								1.07
6	1F	x	0.55	0.00	0	0	0								0.55
7	CCoSpB		1.70	-0.20	0	-1	-1								1.50
			7.65												7.25
Program Components			Factor												
Skating Skills			2.50		2.25	1.75	1.75							1.92	
			0.00		0.00	0.00	0.00								
Performance/Execution			2.50		2.25	1.75	2.00							2.00	
Judges Total Program Component Score (factored)													9.80		

Deductions	Falls: -1.00	-1.00
-------------------	--------------	--------------

<< Downgraded jump x Credit for highlight distribution, base value multiplied by 1.1

Pl.	Name	Nation	Start No	Total Segment Score	Total Element Score	Total Program Component Score (factored)	Deductions
5	Sandra IVANOVIC	SRB	3	15.50	5.90	9.60	0.00

#	Executed Elements	Info	Base Value	GOE	J1	J2	J3	J4	J5	J6	J7	J8	J9	Ref	Scores of Panel
1	1Lz		0.60	-0.03	-1	0	0								0.57
2	1S+1Lo		0.90	-0.03	0	0	-1								0.87
3	CoSpB		1.50	-0.20	-1	0	-1								1.30
4	1F		0.50	-0.07	0	-1	-1								0.43
5	ChSq1		2.00	-0.17	0	-1	0								1.83
6	1Lo*+1T*	*	0.00	0.00	-	-	-								0.00
7	SSpB		1.10	-0.20	-1	-1	0								0.90
			6.60												5.90
Program Components			Factor												
Skating Skills			2.50		2.00	1.75	2.00							1.92	
			0.00		0.00	0.00	0.00								
Performance/Execution			2.50		1.75	2.00	2.00							1.92	
Judges Total Program Component Score (factored)													9.60		

Deductions		0.00
-------------------	--	-------------

* Invalid element

Pl.	Name	Nation	Start No	Total Segment Score	Total Element Score	Total Program Component Score (factored)	Deductions
6	Iva SARAC	SRB	7	14.17	6.17	10.00	2.00

#	Executed Elements	Info	Base Value	GOE	J1	J2	J3	J4	J5	J6	J7	J8	J9	Ref	Scores of Panel
1	1A<	<	0.80	-0.60	-3	-3	-3								0.20
2	CCoSp		0.00	0.00	-	-	-								0.00
3	2S		1.30	-0.60	-3	-3	-3								0.70
4	1F+1Lo		1.00	0.00	0	0	0								1.00
5	ChSq1		2.00	0.00	0	0	0								2.00
6	SSp1		1.30	0.00	0	0	0								1.30
7	1A+SEQ	x	0.97	0.00	0	0	0								0.97
			7.37												6.17
Program Components			Factor												
Skating Skills			2.50		2.25	2.00	1.75							2.00	
			0.00		0.00	0.00	0.00								
Performance/Execution			2.50		2.00	2.00	2.00							2.00	
Judges Total Program Component Score (factored)													10.00		

Deductions	Falls: -2.00	-2.00
-------------------	--------------	--------------

< Under-rotated jump x Credit for highlight distribution, base value multiplied by 1.1

Ice Flower 2012

JUVENILE GIRLS (KADETKINJE B) FREE SKATING

JUDGES DETAILS PER SKATER

Pl.	Name	Nation	Start No	Total Segment Score	Total Element Score	Total Program Component Score (factored)			Deductions
7	Milja JOVANOVIC	SRB	4	12.72	5.76	=	+	+	-
									2.00

#	Executed Elements	Info	Base Value	GOE	J1	J2	J3	J4	J5	J6	J7	J8	J9	Ref	Scores of Panel
1	1S+1Lo		0.90	-0.07	0	-1	-1								0.83
2	CoSpB		1.50	0.00	0	0	0								1.50
3	1F+1Lo		1.00	-0.07	0	-1	-1								0.93
4	ChSq1		2.00	-0.33	0	-2	0								1.67
5	1A<	<	0.80	-0.60	-3	-3	-3								0.20
6	1F		0.50	-0.07	-1	-1	0								0.43
7	SSpB		1.10	-0.90	-3	-3	-3								0.20
			7.80												5.76
Program Components			Factor												
Skating Skills			2.50		2.00	1.75	1.75							1.83	
			0.00		0.00	0.00	0.00								
Performance/Execution			2.50		2.00	1.50	1.75							1.75	
Judges Total Program Component Score (factored)														8.96	

Deductions	Falls: -2.00	-2.00
-------------------	--------------	--------------

< Under-rotated jump

Pl.	Name	Nation	Start No	Total Segment Score	Total Element Score	Total Program Component Score (factored)			Deductions
8	Jana STANISAVLJEVIC	SRB	6	11.87	5.37	=	+	+	-
									1.00

#	Executed Elements	Info	Base Value	GOE	J1	J2	J3	J4	J5	J6	J7	J8	J9	Ref	Scores of Panel
1	1F		0.50	0.00	0	0	0								0.50
2	1Lz+1Lo	e	1.10	-0.17	-1	-2	-2								0.93
3	SSp1		1.30	0.00	0	0	0								1.30
4	ChSq1		2.00	-0.33	0	-2	0								1.67
5	1F+1Lo		1.00	-0.03	0	-1	0								0.97
6	1A<<	<<	0.00	0.00	-	-	-								0.00
7	CCoSp		0.00	0.00	-	-	-								0.00
			5.90												5.37
Program Components			Factor												
Skating Skills			2.50		2.00	1.25	1.25							1.50	
			0.00		0.00	0.00	0.00								
Performance/Execution			2.50		1.75	1.25	1.50							1.50	
Judges Total Program Component Score (factored)														7.50	

Deductions	Falls: -1.00	-1.00
-------------------	--------------	--------------

<< Downgraded jump e Jump take off with wrong edge

printed: 5.12.2012 16:37:28

Ice Flower 2012

PRE-JUVENILE GIRLS (KADETKINJE C)

Ledena dvorana Pionir	29 nov 2012	Free Skating
------------------------------	-------------	--------------

Size of Skating Area	:	30m*60m
Ice Conditions	:	very good
Number of Entries	:	9
Number of Participants	:	9

Entry Withdrawn	:	
-----------------	---	--

Free Skating			
Duration	:	2:00	+ - 10 Sec.
Segment Factor	:	1.00	
Program Component Factors		Skating Skills	2.50
		Performance/Execution	2.50

Ice Flower 2012

PANEL OF JUDGES

PRE-JUVENILE GIRLS (KADETKINJE C)

Officials

Technical Controller	Ms. Krunoslava CUMIC	SRB
Technical Specialist	Ms. Ksenija JASTSENJSKI-SIMIC	SRB
Assistant Technical Specialist	Mr. Tomas KUNYA	SVK

Judges

Referee	Ms. Natasa DANON	SRB
Judge No.1	Ms. Natasa DANON	SRB
Judge No.2	Ms. Milica MILANOVIC	SRB
Judge No.3	Ms. Ivana ZIVKOVIC	SRB

Ice Flower 2012

RESULTS

PRE-JUVENILE GIRLS (KADETKINJE C) FINAL RESULT

Pl. Name		Nation	Total Score	FS
1 Ivona VASIC	OLK	SRB	14,30	1
2 Danica DJORDJEVIC	HEL	SRB	12,79	2
3 Ema STOJANOVIC	OLK	SRB	9,38	3
4 Mila SARAC	OLK	SRB	8,26	4
5 Darja MIJATOVIC	OLK	SRB	7,21	5
6 Masa DINIC	PAL	SRB	7,15	6
7 Laura DOVIJANIC	PAL	SRB	6,19	7
8 Una SOLOMUNOVIC	OLK	SRB	5,97	8
9 Srna RELJIC	OLK	SRB	3,44	9


Ms. Natasa DANON SRB

Referee

Printed: 29.11.2012 13:46:14

Ms. Krunoslava CUMIC SRB

Technical Controller

Ice Flower 2012

STARTING ORDER

PRE-JUVENILE GIRLS (KADETKINJE C) FREE SKATING

Starting Number	Name	Nation
1	Ema STOJANOVIC OLIMPIK	SRB
2	Ivona VASIC OLIMPIK	SRB
3	Laura DOVIJANIC BEOGRAD PALILULA	SRB
4	Srna RELJIC OLIMPIK	SRB
5	Mila SARAC OLIMPIK	SRB
6	Masa DINIC BEOGRAD PALILULA	SRB
7	Una SOLOMUNOVIC OLIMPIK	SRB
8	Danica DJORDJEVIC HELENA PAJOVIC	SRB
9	Darja MIJATOVIC OLIMPIK	SRB

printed at: 5.12.2012 16:39:30

Ice Flower 2012

PRE-JUVENILE GIRLS (KADETKINJE C) FREE SKATING JUDGES DETAILS PER SKATE

Pl.	Name	Nation	Start No	Total Segment Score	Total Element Score	Total Program Component Score (factored)			Deductions						
				=	+	+			-						
1	Ivona VASIC	SRB	2	14.30	6.92	9.38			2.00						
#	Executed Elements	Info	Base Value	GOE	J1	J2	J3	J4	J5	J6	J7	J8	J9	Ref	Scores of Panel
1	1F+1Lo		1.00	0.00	0	0	0								1.00
2	1A		1.10	-0.60	-3	-3	-3								0.50
3	SSp1		1.30	0.00	0	0	0								1.30
4	1Lz+1Lo		1.21	x -0.07	0	-1	-1								1.14
5	1F		0.55	x 0.00	0	0	0								0.55
6	CoSpB		1.50	-0.90	-3	-3	-3								0.60
7	ChSq1		2.00	-0.17	0	-1	0								1.83
			8.66												6.92
Program Components				Factor											
Skating Skills				2.50	2.00	1.75	1.75								1.83
				0.00	0.00	0.00	0.00								
Performance/Execution				2.50	2.00	1.75	2.00								1.92
Judges Total Program Component Score (factored)															9.38
Deductions				Falls: -2.00											-2.00

x Credit for highlight distribution, base value multiplied by 1.1

Pl.	Name	Nation	Start No	Total Segment Score	Total Element Score	Total Program Component Score (factored)			Deductions						
				=	+	+			-						
2	Danica DJORDJEVIC	SRB	8	12.79	6.53	6.26			0.00						
#	Executed Elements	Info	Base Value	GOE	J1	J2	J3	J4	J5	J6	J7	J8	J9	Ref	Scores of Panel
1	1F+1Lo		1.00	-0.13	0	-2	-2								0.87
2	1F		0.50	-0.07	0	-1	-1								0.43
3	USpB		1.00	0.00	0	0	0								1.00
4	ChSq1		2.00	-0.33	-1	-1	0								1.67
5	1Lo+1T		0.99	x -0.07	0	-1	-1								0.92
6	CoSpB		1.50	-0.10	-1	0	0								1.40
7	1Lz<	<	0.44	x -0.20	-2	-2	-2								0.24
			7.43												6.53
Program Components				Factor											
Skating Skills				2.50	1.50	1.25	1.00								1.25
				0.00	0.00	0.00	0.00								
Performance/Execution				2.50	1.25	1.25	1.25								1.25
Judges Total Program Component Score (factored)															6.26
Deductions															0.00

< Under-rotated jump x Credit for highlight distribution, base value multiplied by 1.1

Pl.	Name	Nation	Start No	Total Segment Score	Total Element Score	Total Program Component Score (factored)			Deductions						
				=	+	+			-						
3	Ema STOJANOVIC	SRB	1	9.38	3.95	5.43			0.00						
#	Executed Elements	Info	Base Value	GOE	J1	J2	J3	J4	J5	J6	J7	J8	J9	Ref	Scores of Panel
1	1W+1Lo		0.80	-0.10	-1	-1	-1								0.70
2	ChSq		0.00	0.00	-	-	-								0.00
3	1Lo		0.50	-0.03	0	0	-1								0.47
4	USpB		1.00	-0.30	-1	-1	-1								0.70
5	1T		0.40	-0.03	0	0	-1								0.37
6	1S+1T		0.88	x -0.07	0	-1	-1								0.81
7	USpB		1.00	-0.10	0	0	-1								0.90
			4.58												3.95
Program Components				Factor											
Skating Skills				2.50	1.25	1.00	1.25								1.17
				0.00	0.00	0.00	0.00								
Performance/Execution				2.50	1.00	1.00	1.00								1.00
Judges Total Program Component Score (factored)															5.43
Deductions															0.00

x Credit for highlight distribution, base value multiplied by 1.1

Ice Flower 2012

PRE-JUVENILE GIRLS (KADETKINJE C) FREE SKATING JUDGES DETAILS PER SKATE

Pl.	Name	Nation	Start No	Total Segment Score	Total Element Score	Total Program Component Score (factored)	Deductions
4	Mila SARAC	SRB	5	8.26	4.90	3.36	0.00

#	Executed Elements	Info	Base Value	GOE	J1	J2	J3	J4	J5	J6	J7	J8	J9	Ref	Scores of Panel
1	1S+1T		0.80	-0.07	0	-1	-1								0.73
2	1W		0.30	0.00	0	0	0								0.30
3	ChSq1		2.00	-0.33	0	-1	-1								1.67
4	USpB		1.00	0.00	0	0	0								1.00
5	1F<	<	0.40	-0.30	-3	-3	-3								0.10
6	1S<+1T	<	0.70	-0.20	-2	-2	-2								0.50
7	USpB		1.00	-0.40	0	-2	-2								0.60
			6.20												4.90
Program Components			Factor												
Skating Skills			2.50		0.75	0.75	0.50								0.67
			0.00		0.00	0.00	0.00								
Performance/Execution			2.50		0.75	0.75	0.50								0.67
Judges Total Program Component Score (factored)															3.36

Deductions		0.00
-------------------	--	-------------

< Under-rotated jump

Pl.	Name	Nation	Start No	Total Segment Score	Total Element Score	Total Program Component Score (factored)	Deductions
5	Darja MIJATOVIC	SRB	9	7.21	3.58	5.63	2.00

#	Executed Elements	Info	Base Value	GOE	J1	J2	J3	J4	J5	J6	J7	J8	J9	Ref	Scores of Panel
1	1F		0.50	0.00	0	0	0								0.50
2	USpB		1.00	-0.40	-1	-1	-2								0.60
3	1Lo		0.50	-0.30	-3	-3	-3								0.20
4	ChSq1		2.00	-1.17	-3	-3	-1								0.83
5	USpB		1.00	-0.50	-1	-2	-2								0.50
6	1Lo	x	0.55	-0.10	-1	-1	-1								0.45
7	1S<+1T	<	0.70	-0.20	-2	-2	-2								0.50
			6.25												3.58
Program Components			Factor												
Skating Skills			2.50		1.25	1.25	1.25								1.25
			0.00		0.00	0.00	0.00								
Performance/Execution			2.50		1.00	1.00	1.00								1.00
Judges Total Program Component Score (factored)															5.63

Deductions	Falls: -2.00	-2.00
-------------------	--------------	--------------

< Under-rotated jump x Credit for highlight distribution, base value multiplied by 1.1

Pl.	Name	Nation	Start No	Total Segment Score	Total Element Score	Total Program Component Score (factored)	Deductions
6	Masa DINIC	SRB	6	7.15	2.77	4.38	0.00

#	Executed Elements	Info	Base Value	GOE	J1	J2	J3	J4	J5	J6	J7	J8	J9	Ref	Scores of Panel
1	1S+1Lo		0.90	-0.10	0	-1	-2								0.80
2	1F<	<	0.40	-0.17	-2	-1	-2								0.23
3	USp		0.00	0.00	-	-	-								0.00
4	ChSq		0.00	0.00	-	-	-								0.00
5	1Lz	e	0.60	-0.27	-3	-3	-2								0.33
6	1T+1T	x	0.88	-0.07	0	-1	-1								0.81
7	USpB		1.00	-0.40	-1	-3	0								0.60
			3.78												2.77
Program Components			Factor												
Skating Skills			2.50		1.00	0.75	1.00								0.92
			0.00		0.00	0.00	0.00								
Performance/Execution			2.50		0.50	1.00	1.00								0.83
Judges Total Program Component Score (factored)															4.38

Deductions		0.00
-------------------	--	-------------

< Under-rotated jump x Credit for highlight distribution, base value multiplied by 1.1 e Jump take off with wrong edge

Ice Flower 2012

PRE-JUVENILE GIRLS (KADETKINJE C) FREE SKATING JUDGES DETAILS PER SKATE

Pl.	Name	Nation	Start No	Total Segment Score	Total Element Score	Total Program Component Score (factored)			Deductions									
				=	+	+			-									
7	Laura DOVIJANIC	SRB	3	6.19	2.03	4.16			0.00									
#	Executed Elements	Info	Base Value	GOE	J1	J2	J3	J4	J5	J6	J7	J8	J9	Ref	Scores of Panel			
1	1W		0.30	0.00	0	0	0								0.30			
2	1S+1T		0.80	-0.10	-1	-1	-1								0.70			
3	USp		0.00	0.00	-	-	-								0.00			
4	ChSq		0.00	0.00	-	-	-								0.00			
5	1T		0.40	-0.07	0	-1	-1								0.33			
6	1S		0.40	-0.10	-1	-1	-1								0.30			
7	USpB		1.00	-0.60	-2	-3	-1								0.40			
			2.90												2.03			
Program Components			Factor															
Skating Skills			2.50		0.75	0.75	1.00							0.83				
			0.00		0.00	0.00	0.00											
Performance/Execution			2.50		0.50	1.00	1.00							0.83				
Judges Total Program Component Score (factored)													4.16					
Deductions															0.00			
Pl.	Name	Nation	Start No	Total Segment Score	Total Element Score	Total Program Component Score (factored)			Deductions									
				=	+	+			-									
8	Una SOLOMUNOVIC	SRB	7	5.97	2.41	3.56			0.00									
#	Executed Elements	Info	Base Value	GOE	J1	J2	J3	J4	J5	J6	J7	J8	J9	Ref	Scores of Panel			
1	1W+1W+SEQ		0.48	0.00	0	0	0								0.48			
2	1S		0.40	-0.17	-1	-2	-2								0.23			
3	ChSq		0.00	0.00	-	-	-								0.00			
4	1S		0.40	-0.17	-1	-2	-2								0.23			
5	USpB		1.00	-0.30	0	-2	-1								0.70			
6	1T+1T		0.80	-0.03	0	-1	0								0.77			
7	USp		0.00	0.00	-	-	-								0.00			
			3.08												2.41			
Program Components			Factor															
Skating Skills			2.50		0.75	0.75	0.75							0.75				
			0.00		0.00	0.00	0.00											
Performance/Execution			2.50		0.50	0.75	0.75							0.67				
Judges Total Program Component Score (factored)													3.56					
Deductions															0.00			
Pl.	Name	Nation	Start No	Total Segment Score	Total Element Score	Total Program Component Score (factored)			Deductions									
				=	+	+			-									
9	Srna RELJIC	SRB	4	3.44	2.51	2.93			2.00									
#	Executed Elements	Info	Base Value	GOE	J1	J2	J3	J4	J5	J6	J7	J8	J9	Ref	Scores of Panel			
1	USpB		1.00	-0.40	0	-2	-2								0.60			
2	1T+1T		0.80	-0.10	-1	-1	-1								0.70			
3	ChSq		0.00	0.00	-	-	-								0.00			
4	1T*+1T*	*	0.00	0.00	-	-	-								0.00			
5	USpB		1.00	-0.20	0	-1	-1								0.80			
6	1S		0.40	-0.13	-2	-1	-1								0.27			
7	1F<	<	0.44	x -0.30	-3	-3	-3								0.14			
			3.64												2.51			
Program Components			Factor															
Skating Skills			2.50		0.50	0.50	0.50							0.50				
			0.00		0.00	0.00	0.00											
Performance/Execution			2.50		0.50	0.75	0.75							0.67				
Judges Total Program Component Score (factored)													2.93					
Deductions									Falls: -2.00									-2.00

< Under-rotated jump * Invalid element x Credit for highlight distribution, base value multiplied by 1.1

printed: 5.12.2012 16:39:59

Ice Flower 2012

INTERPRETATIVE A GIRLS

Ledena dvorana Pionir	29 nov 2012	Free Skating
------------------------------	-------------	--------------

Size of Skating Area	:	30m*60m
Ice Conditions	:	very good
Number of Entries	:	5
Number of Participants	:	5

Entry Withdrawn	:	
-----------------	---	--

Free Skating			
Duration	:	2:30	+ - 10 Sec.
Segment Factor	:	1.00	
Program Component Factors			
	Skating Skills		1.00
	Transitions		1.00
	Performance/Execution		1.00
	Choreography		1.00
	Interpretation		1.00

Ice Flower 2012

PANEL OF JUDGES

INTERPRETATIVE A GIRLS

Officials

Technical Controller
Technical Specialist
Assistant Technical Specialist

Judges

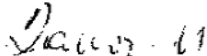
Referee	Ms. Natasa DANON	SRB
Judges	Ms. Natasa DANON	SRB
	Ms. Milica MILANOVIC	SRB
	Ms. Ivana ZIVKOVIC	SRB

Ice Flower 2012

RESULTS

INTERPRETATIVE A GIRLS FINAL RESULT

Pl. Name		Nation	Total Score	FS
1 Kristina JANKOVIC	OLK	SRB	14,83	1
2 Ivona IVKOV	OLK	SRB	14,75	2
2 Elena KOSOVIC	OLK	SRB	14,75	2
4 Maja JELIC	OLK	SRB	13,67	4
5 Sanja JOVANOVIC	OLK	SRB	11,76	5


Ms. Natasa DANON SRB

Referee

Technical Controller

Printed: 29.11.2012 11:17:16

Ice Flower 2012

STARTING ORDER

INTERPRETATIVE A GIRLS FREE SKATING

Starting Number	Name	Nation
1	Elena KOSOVIC OLIMPIK	SRB
2	Ivona IVKOV OLIMPIK	SRB
3	Maja JELIC OLIMPIK	SRB
4	Sanja JOVANOVIC OLIMPIK	SRB
5	Kristina JANKOVIC OLIMPIK	SRB

printed at: 5.12.2012 16:42:48

Ice Flower 2012

INTERPRETATIVE A GIRLS FREE SKATING JUDGES DETAILS PER SKATER

Pl.	Name	Nation	Start No	Total Segment Score	Total Element Score	Total Program Component Score (factored)			Deductions					
				=	+	+			-					
1	Kristina JANKOVIC	SRB	5	14.83	0.00	14.83			0.00					
# Executed Elements	Info	Base Value	GOE	J1	J2	J3	J4	J5	J6	J7	J8	J9	Ref	Scores of Panel
		0.00	0.00	-	-	-								0.00
		0.00												0.00
Program Components			Factor											
Skating Skills		1.00		2.75	2.75	2.75								2.75
Transitions		1.00		2.25	2.75	2.50								2.50
Performance/Execution		1.00		2.75	3.25	3.00								3.00
Choreography		1.00		3.00	3.50	3.50								3.33
Interpretation		1.00		3.00	3.50	3.25								3.25
Judges Total Program Component Score (factored)													14.83	
Deductions														0.00
Pl.	Name	Nation	Start No	Total Segment Score	Total Element Score	Total Program Component Score (factored)			Deductions					
				=	+	+			-					
2	Ivona IVKOV	SRB	2	14.75	0.00	14.75			0.00					
# Executed Elements	Info	Base Value	GOE	J1	J2	J3	J4	J5	J6	J7	J8	J9	Ref	Scores of Panel
		0.00	0.00	-	-	-								0.00
		0.00												0.00
Program Components			Factor											
Skating Skills		1.00		2.25	2.50	2.50								2.42
Transitions		1.00		2.25	3.00	2.25								2.50
Performance/Execution		1.00		3.00	3.00	3.25								3.08
Choreography		1.00		3.25	3.50	3.50								3.42
Interpretation		1.00		3.25	3.50	3.25								3.33
Judges Total Program Component Score (factored)													14.75	
Deductions														0.00
Pl.	Name	Nation	Start No	Total Segment Score	Total Element Score	Total Program Component Score (factored)			Deductions					
				=	+	+			-					
2	Elena KOSOVIC	SRB	1	14.75	0.00	14.75			0.00					
# Executed Elements	Info	Base Value	GOE	J1	J2	J3	J4	J5	J6	J7	J8	J9	Ref	Scores of Panel
		0.00	0.00	-	-	-								0.00
		0.00												0.00
Program Components			Factor											
Skating Skills		1.00		2.50	2.50	2.50								2.50
Transitions		1.00		2.25	2.75	2.50								2.50
Performance/Execution		1.00		3.00	2.75	3.25								3.00
Choreography		1.00		3.00	3.50	3.50								3.33
Interpretation		1.00		3.25	3.50	3.50								3.42
Judges Total Program Component Score (factored)													14.75	
Deductions														0.00
Pl.	Name	Nation	Start No	Total Segment Score	Total Element Score	Total Program Component Score (factored)			Deductions					
				=	+	+			-					
4	Maja JELIC	SRB	3	13.67	0.00	13.67			0.00					
# Executed Elements	Info	Base Value	GOE	J1	J2	J3	J4	J5	J6	J7	J8	J9	Ref	Scores of Panel
		0.00	0.00	-	-	-								0.00
		0.00												0.00
Program Components			Factor											
Skating Skills		1.00		2.25	2.50	2.75								2.50
Transitions		1.00		2.25	2.50	2.50								2.42
Performance/Execution		1.00		2.50	2.75	3.00								2.75
Choreography		1.00		3.00	2.75	3.25								3.00
Interpretation		1.00		2.75	3.00	3.25								3.00
Judges Total Program Component Score (factored)													13.67	
Deductions														0.00

Ice Flower 2012

INTERPRETATIVE A GIRLS FREE SKATING JUDGES DETAILS PER SKATER

Pl.	Name	Nation	Start No	Total Segment Score	Total Element Score	Total Program Component Score (factored)			Deductions
5	Sanja JOVANOVIC	SRB	4	11.76	0.00	12.76			1.00
				=	+	+			-

#	Executed Elements	Info	Base Value	GOE	J1	J2	J3	J4	J5	J6	J7	J8	J9	Ref	Scores of Panel
			0.00	0.00	-	-	-								0.00
			0.00												0.00
	Program Components			Factor											
	Skating Skills			1.00	2.25	2.50	2.50								2.42
	Transitions			1.00	2.50	2.75	2.00								2.42
	Performance/Execution			1.00	2.75	2.75	2.25								2.58
	Choreography			1.00	2.75	3.25	2.00								2.67
	Interpretation			1.00	2.75	3.00	2.25								2.67
	Judges Total Program Component Score (factored)														12.76

Deductions	Falls: -1.00	-1.00
-------------------	--------------	--------------

printed: 5.12.2012 16:43:17

Ice Flower 2012

INTERPRETATIVE A BOYS

Ledena dvorana Pionir	29 nov 2012	Free Skating
------------------------------	-------------	--------------

Size of Skating Area	:	30m*60m
Ice Conditions	:	very good
Number of Entries	:	1
Number of Participants	:	1

Entry Withdrawn	:	
-----------------	---	--

Free Skating			
Duration	:	2:30	+ - 10 Sec.
Segment Factor	:	1.00	
Program Component Factors			
	Skating Skills		1.00
	Transitions		1.00
	Performance/Execution		1.00
	Choreography		1.00
	Interpretation		1.00

Ice Flower 2012

PANEL OF JUDGES

INTERPRETATIVE A BOYS

Officials

Technical Controller
Technical Specialist
Assistant Technical Specialist

Judges

Referee	Ms. Natasa DANON	SRB
Judges	Ms. Natasa DANON	SRB
	Ms. Milica MILANOVIC	SRB
	Ms. Ivana ZIVKOVIC	SRB

Ice Flower 2012

RESULTS

INTERPRETATIVE A BOYS FINAL RESULT

Pl. Name	Nation	Total Score	FS
1 Andrej GARAJ	PAL SRB	7.25	1

Ms. Natasa DANON SRB

Referee

Technical Controller

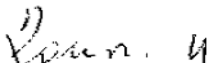
Printed: 5.12.2012 16:44:29

Ice Flower 2012

RESULTS

INTERPRETATIVE A BOYS FINAL RESULT

Pl. Name	Nation	Total Score	FS
1 Andrej GARAJ	PAL	SRB	7,25 1


Ms. Natasa DANON SRB

Referee

Technical Controller

Printed: 29.11.2012 10:53:16

Ice Flower 2012

INTERPRETATIVE A BOYS FREE SKATING JUDGES DETAILS PER SKATER

Pl.	Name	Nation	Start No	Total Segment Score	Total Element Score	Total Program Component Score (factored)			Deductions						
1	Andrej GARAJ	SRB	1	7.25	0.00	8.25			1.00						
#	Executed Elements	Info	Base Value	GOE	J1	J2	J3	J4	J5	J6	J7	J8	J9	Ref	Scores of Panel
			0.00	0.00	-	-	-								0.00
			0.00												0.00
	Program Components			Factor											
	Skating Skills			1.00	1.75	1.50	1.75								1.67
	Transitions			1.00	1.50	1.50	1.25								1.42
	Performance/Execution			1.00	1.50	1.50	1.75								1.58
	Choreography			1.00	1.75	1.75	2.00								1.83
	Interpretation			1.00	1.50	1.75	2.00								1.75
	Judges Total Program Component Score (factored)														8.25
	Deductions			Falls: -1.00											-1.00

printed: 5.12.2012 16:46:38

Ice Flower 2012

INTERPRETATIVE B GIRLS

Ledena dvorana Pionir	29 nov 2012	Free Skating
------------------------------	-------------	--------------

Size of Skating Area	:	30m*60m
Ice Conditions	:	very good
Number of Entries	:	3
Number of Participants	:	3

Entry Withdrawn	:	
-----------------	---	--

Free Skating			
Duration	:	2:00	+ - 10 Sec.
Segment Factor	:	1.00	
Program Component Factors			
		Skating Skills	1.00
		Transitions	1.00
		Performance/Execution	1.00
		Choreography	1.00
		Interpretation	1.00

Ice Flower 2012

PANEL OF JUDGES

INTERPRETATIVE B GIRLS

Officials

Technical Controller
Technical Specialist
Assistant Technical Specialist

Judges

Referee	Ms. Natasa DANON	SRB
Judges	Ms. Natasa DANON	SRB
	Ms. Milica MILANOVIC	SRB
	Ms. Ivana ZIVKOVIC	SRB

Ice Flower 2012

RESULTS

INTERPRETATIVE B GIRLS FINAL RESULT

Pl. Name		Nation	Total Score	FS
1 Margareta TOSIC	OLK	SRB	11,50	1
2 Anja STOJKOVIC	VOJ	SRB	8,42	2
3 Barbara GAGRO	VOJ	SRB	7,83	3

Natasa Danon
Ms. Natasa DANON SRB

Referee

Technical Controller

Printed: 29.11.2012 10:43:02

Ice Flower 2012

STARTING ORDER

INTERPRETATIVE B GIRLS FREE SKATING

Starting Number	Name		Nation
1	Barbara GAGRO	VOJ	SRB
2	Margareta TOSIC	OLK	SRB
3	Anja STOJKOVIC	VOJ	SRB

printed at: 5.12.2012 16:48:25

Ice Flower 2012

INTERPRETATIVE B GIRLS FREE SKATING JUDGES DETAILS PER SKATER

Pl.	Name	Nation	Start No	Total Segment Score	Total Element Score	Total Program Component Score (factored)			Deductions					
				=	+	+			-					
1	Margareta TOSIC	SRB	2	11.50	0.00	11.50			0.00					
# Executed Elements	Info	Base Value	GOE	J1	J2	J3	J4	J5	J6	J7	J8	J9	Ref	Scores of Panel
		0.00	0.00	-	-	-								0.00
		0.00												0.00
Program Components			Factor											
Skating Skills		1.00	1.00	2.25	2.25	2.25								2.25
Transitions		1.00	1.00	2.00	2.25	2.00								2.08
Performance/Execution		1.00	1.00	2.00	2.50	2.25								2.25
Choreography		1.00	1.00	2.25	2.75	2.50								2.50
Interpretation		1.00	1.00	2.50	2.50	2.25								2.42
Judges Total Program Component Score (factored)														11.50
Deductions														0.00
Pl.	Name	Nation	Start No	Total Segment Score	Total Element Score	Total Program Component Score (factored)			Deductions					
				=	+	+			-					
2	Anja STOJKOVIC	SRB	3	8.42	0.00	9.42			1.00					
# Executed Elements	Info	Base Value	GOE	J1	J2	J3	J4	J5	J6	J7	J8	J9	Ref	Scores of Panel
		0.00	0.00	-	-	-								0.00
		0.00												0.00
Program Components			Factor											
Skating Skills		1.00	1.00	2.00	2.25	1.75								2.00
Transitions		1.00	1.00	1.75	2.00	1.25								1.67
Performance/Execution		1.00	1.00	1.75	2.25	2.00								2.00
Choreography		1.00	1.00	1.75	2.00	2.00								1.92
Interpretation		1.00	1.00	1.75	2.00	1.75								1.83
Judges Total Program Component Score (factored)														9.42
Deductions			Falls: -1.00											-1.00
Pl.	Name	Nation	Start No	Total Segment Score	Total Element Score	Total Program Component Score (factored)			Deductions					
				=	+	+			-					
3	Barbara GAGRO	SRB	1	7.83	0.00	7.83			0.00					
# Executed Elements	Info	Base Value	GOE	J1	J2	J3	J4	J5	J6	J7	J8	J9	Ref	Scores of Panel
		0.00	0.00	-	-	-								0.00
		0.00												0.00
Program Components			Factor											
Skating Skills		1.00	1.00	1.75	1.75	1.25								1.58
Transitions		1.00	1.00	1.25	1.75	1.00								1.33
Performance/Execution		1.00	1.00	1.75	2.25	1.25								1.75
Choreography		1.00	1.00	1.50	2.00	1.00								1.50
Interpretation		1.00	1.00	1.75	2.25	1.00								1.67
Judges Total Program Component Score (factored)														7.83
Deductions														0.00

Ice Flower 2012

INTERPRETATIVE C GIRLS

Ledena dvorana Pionir	29 nov 2012	Free Skating
------------------------------	-------------	--------------

Size of Skating Area	:	30m*60m
Ice Conditions	:	very good
Number of Entries	:	1
Number of Participants	:	1

Entry Withdrawn	:	
-----------------	---	--

Free Skating			
Duration	:	2:00	+ - 10 Sec.
Segment Factor	:	1.00	
Program Component Factors			
		Skating Skills	1.00
		Transitions	1.00
		Performance/Execution	1.00
		Choreography	1.00
		Interpretation	1.00

Ice Flower 2012

PANEL OF JUDGES

INTERPRETATIVE C GIRLS

Officials

Technical Controller
Technical Specialist
Assistant Technical Specialist

Judges

Referee	Ms. Natasa DANON	SRB
Judges	Ms. Natasa DANON	SRB
	Ms. Milica MILANOVIC	SRB
	Ms. Ivana ZIVKOVIC	SRB

Ice Flower 2012

RESULTS

INTERPRETATIVE C GIRLS FINAL RESULT

Pl. Name	Nation	Total Score	FS
1 Marja KNEZEVIC	SRB	9,82	1

Natasa Danon

Ms. Natasa DANON SRB

Referee

Technical Controller

Printed: 29.11.2012 10:43:31

Ice Flower 2012

STARTING ORDER

INTERPRETATIVE C GIRLS FREE SKATING

Starting Number	Name		Nation
1	Marija KNEZEVIC	VOJ	SRB

printed at: 5.12.2012 16:50:27

Ice Flower 2012

INTERPRETATIVE C GIRLS FREE SKATING JUDGES DETAILS PER SKATER

Pl.	Name	Nation	Start No	Total Segment Score	Total Element Score	Total Program Component Score (factored)	Deductions
1	Marija KNEZEVIC	SRB	1	9.82	0.00	9.82	0.00

#	Executed Elements	Info	Base Value	GOE	J1	J2	J3	J4	J5	J6	J7	J8	J9	Ref	Scores of Panel
			0.00	0.00	-	-	-								0.00
			0.00												0.00
	Program Components			Factor											
	Skating Skills			1.00	2.00	2.00	1.50								1.83
	Transitions			1.00	2.00	2.00	1.25								1.75
	Performance/Execution			1.00	2.00	2.50	1.75								2.08
	Choreography			1.00	2.25	2.50	1.50								2.08
	Interpretation			1.00	2.00	2.50	1.75								2.08
	Judges Total Program Component Score (factored)														9.82

Deductions	0.00
-------------------	-------------

printed: 5.12.2012 16:50:44