



***Prvenstvo Beograda za kadete 2012***

*Takmičenje u umetničkom klizanju*

# Protokol

---

Organizator: Klizački savez Beograda  
Beograd, 11. decembar 2012

## KADETKINJE A (BASIC NOVICE A)

|                              |             |              |
|------------------------------|-------------|--------------|
| <b>Ledena dvorana Pionir</b> | 11 dec 2012 | Free Skating |
|------------------------------|-------------|--------------|

|                        |   |           |
|------------------------|---|-----------|
| Size of Skating Area   | : | 30m*60m   |
| Ice Conditions         | : | very good |
| Number of Entries      | : | 11        |
| Number of Participants | : | 11        |

|                 |   |  |
|-----------------|---|--|
| Entry Withdrawn | : |  |
|-----------------|---|--|

### **Free Skating**

|                |   |      |            |
|----------------|---|------|------------|
| Duration       | : | 2:30 | +- 10 Sec. |
| Segment Factor | : | 1.00 |            |

|                                  |                       |      |
|----------------------------------|-----------------------|------|
| <b>Program Component Factors</b> | Skating Skills        | 2.50 |
|                                  | Performance/Execution | 2.50 |

## PANEL OF JUDGES

### KADETKINJE A (BASIC NOVICE A)

#### Officials

|                                       |                               |     |
|---------------------------------------|-------------------------------|-----|
| <b>Technical Controller</b>           | Ms. Krunoslava CUMIC          | SRB |
| <b>Technical Specialist</b>           | Ms. Ksenija JASTSENJSKI-SIMIC | SRB |
| <b>Assistant Technical Specialist</b> | Mr. Tomas KUNYA               | SVK |

#### Judges

|                   |                      |     |
|-------------------|----------------------|-----|
| <b>Referee</b>    | Ms. Natasa DANON     | SRB |
| <b>Judge No.1</b> | Ms. Natasa DANON     | SRB |
| <b>Judge No.2</b> | Ms. Ivana ZIVKOVIC   | SRB |
| <b>Judge No.3</b> | Ms. Milica MILANOVIC | SRB |

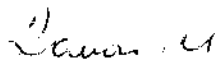
#### Data/Replay Operator

|                      |                       |     |
|----------------------|-----------------------|-----|
| <b>Data Operator</b> | Ms. Snezana PARANOSIC | SRB |
|----------------------|-----------------------|-----|

# RESULTS

## KADETKINJE A (BASIC NOVICE A) FINAL RESULT

| Pl. Name            |     | Nation | Total Score | FS |
|---------------------|-----|--------|-------------|----|
| 1 Emilija PANTIC    | HEL | SRB    | 23,41       | 1  |
| 2 Nevena MIHAJLOVIC | OLK | SRB    | 23,13       | 2  |
| 3 Petra JASIC       | HEL | SRB    | 20,42       | 3  |
| 4 Teodora RAJKOVIC  | HEL | SRB    | 18,59       | 4  |
| 5 Sonja MILJEVIC    | MLA | SRB    | 18,37       | 5  |
| 6 Ksenija SKREBNEVA | OLK | SRB    | 15,76       | 6  |
| 7 Anja POPOVIC      | OLK | SRB    | 13,20       | 7  |
| Withdrawn           |     |        |             |    |
| Doroteja MINIC      | VOJ | SRB    |             |    |
| Marina PANDUROV     | VOJ | SRB    |             |    |
| Nadja TRESNJIC      | VOJ | SRB    |             |    |
| Andjela ZAKARIJA    | VOJ | SRB    |             |    |



**Ms. Natasa DANON SRB**

Referee

Printed: 11.12.2012 13:50:21

**Ms. Krunoslava CUMIC SRB**

Technical Controller



# STARTING ORDER

## KADETKINJE A (BASIC NOVICE A) FREE SKATING

| Starting Number | Name                               | Nation |
|-----------------|------------------------------------|--------|
| 1               | Doroteja MINIC<br>VOJVODINA        | SRB    |
| 2               | Marina PANDUROV<br>VOJVODINA       | SRB    |
| 3               | Emilija PANTIC<br>HELENA PAJOVIC   | SRB    |
| 4               | Sonja MILJEVIC<br>MLADOST          | SRB    |
| 5               | Ksenija SKREBNEVA<br>OLIMPIK       | SRB    |
| 6               | Petra JASIC<br>HELENA PAJOVIC      | SRB    |
| 7               | Nadja TRESNJIC<br>VOJVODINA        | SRB    |
| 8               | Teodora RAJKOVIC<br>HELENA PAJOVIC | SRB    |
| 9               | Nevena MIHAJLOVIC<br>OLIMPIK       | SRB    |
| 10              | Andjela ZAKARIJA<br>VOJVODINA      | SRB    |
| 11              | Anja POPOVIC<br>OLIMPIK            | SRB    |

## KADETKINJE A (BASIC NOVICE A) FREE SKATING

## JUDGES DETAILS PER SKATER

| Pl. | Name           | Nation | Start No | Total Segment Score | Total Element Score | Total Program Component Score (factored) | Deductions |
|-----|----------------|--------|----------|---------------------|---------------------|--|------------|
|     |                |        |          | =                   | +                   | +  | -          |
| 1   | Emilija PANTIC | SRB    | 3        | 23.41               | 10.91               | 12.50                                    | 0.00       |

| # Executed Elements                                    | Info       | Base Value   | GOE   | J1   | J2   | J3   | J4 | J5 | J6 | J7 | J8 | J9           | Ref  | Scores of Panel |
|--|------------|--------------|-------|------|------|------|----|----|----|----|----|--------------|------|-----------------|
| 1  | 2S+1A+SEQ  | 1.92         | 0.00  | 0    | 0    | 0    |    |    |    |    |    |              |      | 1.92            |
| 2  | 2S         | 1.30         | 0.00  | 0    | 0    | 0    |    |    |    |    |    |              |      | 1.30            |
| 3  | CCoSp1     | 2.00         | -0.30 | -1   | -1   | -1   |    |    |    |    |    |              |      | 1.70            |
| 4  | ChSq1      | 2.00         | 0.00  | 0    | 0    | 0    |    |    |    |    |    |              |      | 2.00            |
| 5  | 1Lo        | 0.50         | 0.00  | 0    | 0    | 0    |    |    |    |    |    |              |      | 0.50            |
| 6  | CSSp2      | 2.30         | -0.10 | -1   | 0    | 0    |    |    |    |    |    |              |      | 2.20            |
| 7  | 1Lz+1A+SEQ | 1.36         | -0.07 | -1   | 0    | 0    |    |    |    |    |    |              |      | 1.29            |
|  |            | <b>11.38</b> |       |      |      |      |    |    |    |    |    |              |      | <b>10.91</b>    |
| <b>Program Components</b>                              |            | Factor       |       |      |      |      |    |    |    |    |    |              |      |                 |
| Skating Skills   |            | 2.50         |       | 2.50 | 2.50 | 2.50 |    |    |    |    |    |              | 2.50 |                 |
|  |            | 0.00         |       | 0.00 | 0.00 | 0.00 |    |    |    |    |    |              |      |                 |
| Performance/Execution                                  |            | 2.50         |       | 2.50 | 2.50 | 2.50 |    |    |    |    |    |              | 2.50 |                 |
| <b>Judges Total Program Component Score (factored)</b> |            |              |       |      |      |      |    |    |    |    |    | <b>12.50</b> |      |                 |

|                   |             |
|-------------------|-------------|
| <b>Deductions</b> | <b>0.00</b> |
|-------------------|-------------|

| Pl. | Name              | Nation | Start No | Total Segment Score | Total Element Score | Total Program Component Score (factored) | Deductions |
|-----|-------------------|--------|----------|---------------------|---------------------|--|------------|
|     |                   |        |          | =                   | +                   | +  | -          |
| 2   | Nevena MIHAJLOVIC | SRB    | 9        | 23.13               | 11.03               | 12.10                                    | 0.00       |

| # Executed Elements                                    | Info     | Base Value   | GOE   | J1   | J2   | J3   | J4 | J5 | J6 | J7 | J8 | J9           | Ref  | Scores of Panel |
|--|----------|--------------|-------|------|------|------|----|----|----|----|----|--------------|------|-----------------|
| 1  | 2S+1Lo   | 1.80         | 0.00  | 0    | 0    | 0    |    |    |    |    |    |              |      | 1.80            |
| 2  | 1Lo+2Lo< | < 1.80       | -0.70 | -2   | -2   | -3   |    |    |    |    |    |              |      | 1.10            |
| 3  | CCoSp1   | 2.00         | 0.00  | 0    | 0    | 0    |    |    |    |    |    |              |      | 2.00            |
| 4  | 1A       | 1.10         | 0.00  | 0    | 0    | 0    |    |    |    |    |    |              |      | 1.10            |
| 5  | 2S       | 1.30         | -0.07 | 0    | 0    | -1   |    |    |    |    |    |              |      | 1.23            |
| 6  | ChSq1    | 2.00         | 0.00  | 0    | 0    | 0    |    |    |    |    |    |              |      | 2.00            |
| 7  | CSSp1    | 1.90         | -0.10 | 0    | 0    | -1   |    |    |    |    |    |              |      | 1.80            |
|  |          | <b>11.90</b> |       |      |      |      |    |    |    |    |    |              |      | <b>11.03</b>    |
| <b>Program Components</b>                              |          | Factor       |       |      |      |      |    |    |    |    |    |              |      |                 |
| Skating Skills   |          | 2.50         |       | 2.50 | 2.25 | 2.50 |    |    |    |    |    |              | 2.42 |                 |
|  |          | 0.00         |       | 0.00 | 0.00 | 0.00 |    |    |    |    |    |              |      |                 |
| Performance/Execution                                  |          | 2.50         |       | 2.50 | 2.50 | 2.25 |    |    |    |    |    |              | 2.42 |                 |
| <b>Judges Total Program Component Score (factored)</b> |          |              |       |      |      |      |    |    |    |    |    | <b>12.10</b> |      |                 |

|                   |             |
|-------------------|-------------|
| <b>Deductions</b> | <b>0.00</b> |
|-------------------|-------------|

&lt; Under-rotated jump

| Pl. | Name        | Nation | Start No | Total Segment Score | Total Element Score | Total Program Component Score (factored) | Deductions |
|-----|-------------|--------|----------|---------------------|---------------------|--|------------|
|     |             |        |          | =                   | +                   | +  | -          |
| 3   | Petra JASIC | SRB    | 6        | 20.42               | 9.34                | 12.08                                    | 1.00       |

| # Executed Elements                                    | Info      | Base Value   | GOE   | J1   | J2   | J3   | J4 | J5 | J6 | J7 | J8 | J9           | Ref  | Scores of Panel |
|--|-----------|--------------|-------|------|------|------|----|----|----|----|----|--------------|------|-----------------|
| 1  | 2S        | 1.30         | -0.13 | 0    | -1   | -1   |    |    |    |    |    |              |      | 1.17            |
| 2  | 2Lo<<     | << 0.50      | -0.30 | -3   | -3   | -3   |    |    |    |    |    |              |      | 0.20            |
| 3  | FCCoSp1   | 2.00         | -0.20 | 0    | -1   | -1   |    |    |    |    |    |              |      | 1.80            |
| 4  | ChSq1     | 2.00         | 0.00  | 0    | 0    | 0    |    |    |    |    |    |              |      | 2.00            |
| 5  | 1F+1A+SEQ | 1.28         | -0.07 | 0    | 0    | -1   |    |    |    |    |    |              |      | 1.21            |
| 6  | 1A+1A+SEQ | 1.76         | 0.00  | 0    | 0    | 0    |    |    |    |    |    |              |      | 1.76            |
| 7  | CSSpB     | 1.60         | -0.40 | -1   | -1   | -2   |    |    |    |    |    |              |      | 1.20            |
|  |           | <b>10.44</b> |       |      |      |      |    |    |    |    |    |              |      | <b>9.34</b>     |
| <b>Program Components</b>                              |           | Factor       |       |      |      |      |    |    |    |    |    |              |      |                 |
| Skating Skills   |           | 2.50         |       | 2.50 | 2.50 | 2.50 |    |    |    |    |    |              | 2.50 |                 |
|  |           | 0.00         |       | 0.00 | 0.00 | 0.00 |    |    |    |    |    |              |      |                 |
| Performance/Execution                                  |           | 2.50         |       | 2.00 | 2.50 | 2.50 |    |    |    |    |    |              | 2.33 |                 |
| <b>Judges Total Program Component Score (factored)</b> |           |              |       |      |      |      |    |    |    |    |    | <b>12.08</b> |      |                 |

|                   |              |              |
|-------------------|--------------|--------------|
| <b>Deductions</b> | Falls: -1.00 | <b>-1.00</b> |
|-------------------|--------------|--------------|

&lt;&lt; Downgraded jump

## KADETKINJE A (BASIC NOVICE A) FREE SKATING

## JUDGES DETAILS PER SKATER

| Pl. | Name             | Nation | Start No | Total Segment Score | Total Element Score | Total Program Component Score (factored) | Deductions |
|-----|------------------|--------|----------|---------------------|---------------------|--|------------|
|     |                  |        |          | =                   | +                   | +  | -          |
| 4   | Teodora RAJKOVIC | SRB    | 8        | 18.59               | 9.01                | 9.58                                     | 0.00       |

| # Executed Elements                                    | Info       | Base Value  | GOE   | J1   | J2   | J3   | J4 | J5 | J6 | J7 | J8 | J9          | Ref  | Scores of Panel |
|--|------------|-------------|-------|------|------|------|----|----|----|----|----|-------------|------|-----------------|
| 1  | 1Lz+1A+SEQ | 1.36        | -0.20 | -1   | -1   | -1   |    |    |    |    |    |             |      | 1.16            |
| 2  | 1F+1A+SEQ  | 1.28        | -0.13 | 0    | -1   | -1   |    |    |    |    |    |             |      | 1.15            |
| 3  | CCoSp1     | 2.00        | -0.20 | -1   | -1   | 0    |    |    |    |    |    |             |      | 1.80            |
| 4  | ChSq1      | 2.00        | -0.17 | 0    | 0    | -1   |    |    |    |    |    |             |      | 1.83            |
| 5  | SSp2       | 1.60        | 0.00  | 0    | 0    | 0    |    |    |    |    |    |             |      | 1.60            |
| 6  | 1A         | 1.10        | -0.13 | -2   | 0    | 0    |    |    |    |    |    |             |      | 0.97            |
| 7  | 1F         | 0.50        | 0.00  | 0    | 0    | 0    |    |    |    |    |    |             |      | 0.50            |
|  |            | <b>9.84</b> |       |      |      |      |    |    |    |    |    |             |      | <b>9.01</b>     |
| <b>Program Components</b>                              |            | Factor      |       |      |      |      |    |    |    |    |    |             |      |                 |
| Skating Skills   |            | 2.50        |       | 2.00 | 2.00 | 2.00 |    |    |    |    |    |             | 2.00 |                 |
|  |            | 0.00        |       | 0.00 | 0.00 | 0.00 |    |    |    |    |    |             |      |                 |
| Performance/Execution                                  |            | 2.50        |       | 1.75 | 2.00 | 1.75 |    |    |    |    |    |             | 1.83 |                 |
| <b>Judges Total Program Component Score (factored)</b> |            |             |       |      |      |      |    |    |    |    |    | <b>9.58</b> |      |                 |

|                   |             |
|-------------------|-------------|
| <b>Deductions</b> | <b>0.00</b> |
|-------------------|-------------|

| Pl. | Name           | Nation | Start No | Total Segment Score | Total Element Score | Total Program Component Score (factored) | Deductions |
|-----|----------------|--------|----------|---------------------|---------------------|--|------------|
|     |                |        |          | =                   | +                   | +  | -          |
| 5   | Sonja MILJEVIC | SRB    | 4        | 18.37               | 7.74                | 10.63                                    | 0.00       |

| # Executed Elements                                    | Info   | Base Value  | GOE   | J1   | J2   | J3   | J4 | J5 | J6 | J7 | J8 | J9           | Ref  | Scores of Panel |
|--|--------|-------------|-------|------|------|------|----|----|----|----|----|--------------|------|-----------------|
| 1  | 1Lz    | 0.60        | -0.03 | 0    | -1   | 0    |    |    |    |    |    |              |      | 0.57            |
| 2  | CoSpB  | 1.50        | -0.30 | -1   | -1   | -1   |    |    |    |    |    |              |      | 1.20            |
| 3  | ChSq1  | 2.00        | 0.00  | 0    | 0    | 0    |    |    |    |    |    |              |      | 2.00            |
| 4  | 1A     | 1.10        | -0.53 | -2   | -3   | -3   |    |    |    |    |    |              |      | 0.57            |
| 5  | 1A     | 1.10        | 0.00  | 0    | 0    | 0    |    |    |    |    |    |              |      | 1.10            |
| 6  | 1F+1Lo | 1.00        | 0.00  | 0    | 0    | 0    |    |    |    |    |    |              |      | 1.00            |
| 7  | SSp1   | 1.30        | 0.00  | 0    | 0    | 0    |    |    |    |    |    |              |      | 1.30            |
|  |        | <b>8.60</b> |       |      |      |      |    |    |    |    |    |              |      | <b>7.74</b>     |
| <b>Program Components</b>                              |        | Factor      |       |      |      |      |    |    |    |    |    |              |      |                 |
| Skating Skills   |        | 2.50        |       | 2.25 | 2.00 | 2.25 |    |    |    |    |    |              | 2.17 |                 |
|  |        | 0.00        |       | 0.00 | 0.00 | 0.00 |    |    |    |    |    |              |      |                 |
| Performance/Execution                                  |        | 2.50        |       | 2.00 | 2.25 | 2.00 |    |    |    |    |    |              | 2.08 |                 |
| <b>Judges Total Program Component Score (factored)</b> |        |             |       |      |      |      |    |    |    |    |    | <b>10.63</b> |      |                 |

|                   |             |
|-------------------|-------------|
| <b>Deductions</b> | <b>0.00</b> |
|-------------------|-------------|

| Pl. | Name              | Nation | Start No | Total Segment Score | Total Element Score | Total Program Component Score (factored) | Deductions |
|-----|-------------------|--------|----------|---------------------|---------------------|--|------------|
|     |                   |        |          | =                   | +                   | +  | -          |
| 6   | Ksenija SKREBNEVA | SRB    | 5        | 15.76               | 6.80                | 8.96                                     | 0.00       |

| # Executed Elements                                    | Info    | Base Value  | GOE   | J1   | J2   | J3   | J4 | J5 | J6 | J7 | J8 | J9          | Ref  | Scores of Panel |
|--|---------|-------------|-------|------|------|------|----|----|----|----|----|-------------|------|-----------------|
| 1  | 1A<<    | << 0.00     | 0.00  | -    | -    | -    |    |    |    |    |    |             |      | 0.00            |
| 2  | SSpB    | 1.10        | -0.20 | -1   | -1   | 0    |    |    |    |    |    |             |      | 0.90            |
| 3  | ChSq1   | 2.00        | 0.00  | 0    | 0    | 0    |    |    |    |    |    |             |      | 2.00            |
| 4  | 1Lz+1Lo | 1.10        | -0.07 | -1   | -1   | 0    |    |    |    |    |    |             |      | 1.03            |
| 5  | 1F+1Lo  | 1.00        | -0.03 | 0    | -1   | 0    |    |    |    |    |    |             |      | 0.97            |
| 6  | 1F      | 0.50        | 0.00  | 0    | 0    | 0    |    |    |    |    |    |             |      | 0.50            |
| 7  | CoSpB   | 1.50        | -0.10 | 0    | 0    | -1   |    |    |    |    |    |             |      | 1.40            |
|  |         | <b>7.20</b> |       |      |      |      |    |    |    |    |    |             |      | <b>6.80</b>     |
| <b>Program Components</b>                              |         | Factor      |       |      |      |      |    |    |    |    |    |             |      |                 |
| Skating Skills   |         | 2.50        |       | 2.00 | 1.75 | 1.75 |    |    |    |    |    |             | 1.83 |                 |
|  |         | 0.00        |       | 0.00 | 0.00 | 0.00 |    |    |    |    |    |             |      |                 |
| Performance/Execution                                  |         | 2.50        |       | 2.00 | 1.50 | 1.75 |    |    |    |    |    |             | 1.75 |                 |
| <b>Judges Total Program Component Score (factored)</b> |         |             |       |      |      |      |    |    |    |    |    | <b>8.96</b> |      |                 |

|                   |             |
|-------------------|-------------|
| <b>Deductions</b> | <b>0.00</b> |
|-------------------|-------------|

&lt;&lt; Downgraded jump

**KADETKINJE A (BASIC NOVICE A) FREE SKATING**

**JUDGES DETAILS PER SKATER**

| Pl. | Name         | Nation | Start No | Total Segment Score | Total Element Score | Total Program Component Score (factored) |  |  | Deductions |
|-----|--------------|--------|----------|---------------------|---------------------|--|--|--|------------|
|     |              |        |          | =                   | +                   | +  |  |  | -          |
| 7   | Anja POPOVIC | SRB    | 11       | 13.20               | 4.44                | 8.76                                     |  |  | 0.00       |

| #   | Executed Elements | Base Value  | GOE    | J1   | J2   | J3   | J4 | J5 | J6 | J7 | J8 | J9 | Ref | Scores of Panel |
|---|-------------------|-------------|--------|------|------|------|----|----|----|----|----|----|-----|-----------------|
| 1   | 1A<<              | << 0.00     | 0.00   | -    | -    | -    |    |    |    |    |    |    |     | 0.00            |
| 2   | CCoSp             | 0.00        | 0.00   | -    | -    | -    |    |    |    |    |    |    |     | 0.00            |
| 3   | 1Lz+1Lo           | e 1.10      | -0.13  | -1   | -2   | -1   |    |    |    |    |    |    |     | 0.97            |
| 4   | 1F+1Lo            | 1.00        | -0.03  | 0    | 0    | -1   |    |    |    |    |    |    |     | 0.97            |
| 5   | SSp               | 0.00        | 0.00   | -    | -    | -    |    |    |    |    |    |    |     | 0.00            |
| 6   | ChSq1             | 2.00        | 0.00   | 0    | 0    | 0    |    |    |    |    |    |    |     | 2.00            |
| 7   | 1F                | 0.50        | 0.00   | 0    | 0    | 0    |    |    |    |    |    |    |     | 0.50            |
|   |                   | <b>4.60</b> |        |      |      |      |    |    |    |    |    |    |     | <b>4.44</b>     |
| <b>Program Components</b>                       |                   |             | Factor |      |      |      |    |    |    |    |    |    |     |                 |
| Skating Skills                                  |                   |             | 2.50   | 1.75 | 1.75 | 1.75 |    |    |    |    |    |    |     | 1.75            |
| Performance/Execution                           |                   |             | 0.00   | 0.00 | 0.00 | 0.00 |    |    |    |    |    |    |     |                 |
| Judges Total Program Component Score (factored) |                   |             | 2.50   | 1.75 | 1.75 | 1.75 |    |    |    |    |    |    |     | 1.75            |
|   |                   |             |        |      |      |      |    |    |    |    |    |    |     | <b>8.76</b>     |

|                   |             |
|-------------------|-------------|
| <b>Deductions</b> | <b>0.00</b> |
|-------------------|-------------|

<< Downgraded jump e Jump take off with wrong edge

printed: 14.12.2012 18:23:29



## KADETKINJE B

|                              |             |              |
|------------------------------|-------------|--------------|
| <b>Ledena dvorana Pionir</b> | 11 dec 2012 | Free Skating |
|------------------------------|-------------|--------------|

|                        |   |           |
|------------------------|---|-----------|
| Size of Skating Area   | : | 30m*60m   |
| Ice Conditions         | : | very good |
| Number of Entries      | : | 13        |
| Number of Participants | : | 13        |

|                 |   |  |
|-----------------|---|--|
| Entry Withdrawn | : |  |
|-----------------|---|--|

### **Free Skating**

|                |   |      |             |
|----------------|---|------|-------------|
| Duration       | : | 2:00 | + - 10 Sec. |
| Segment Factor | : | 1.00 |             |

|                                  |                       |      |
|----------------------------------|-----------------------|------|
| <b>Program Component Factors</b> | Skating Skills        | 2.50 |
|                                  | Performance/Execution | 2.50 |

## PANEL OF JUDGES

### KADETKINJE B

#### Officials

|                                       |                               |     |
|---------------------------------------|-------------------------------|-----|
| <b>Technical Controller</b>           | Ms. Krunoslava CUMIC          | SRB |
| <b>Technical Specialist</b>           | Ms. Ksenija JASTSENJSKI-SIMIC | SRB |
| <b>Assistant Technical Specialist</b> | Mr. Tomas KUNYA               | SVK |

#### Judges

|                   |                      |     |
|-------------------|----------------------|-----|
| <b>Referee</b>    | Ms. Natasa DANON     | SRB |
| <b>Judge No.1</b> | Ms. Natasa DANON     | SRB |
| <b>Judge No.2</b> | Ms. Ivana ZIVKOVIC   | SRB |
| <b>Judge No.3</b> | Ms. Milica MILANOVIC | SRB |

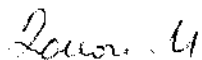
#### Data/Replay Operator

|                      |                       |     |
|----------------------|-----------------------|-----|
| <b>Data Operator</b> | Ms. Snezana PARANOSIC | SRB |
|----------------------|-----------------------|-----|

# RESULTS

## KADETKINJE B FINAL RESULT

| Pl. Name                |     | Nation | Total Score | FS |
|-------------------------|-----|--------|-------------|----|
| 1 Tijana TASIC          | OLK | SRB    | 23,04       | 1  |
| 2 Sara RELJIC           | OLK | SRB    | 21,90       | 2  |
| 3 Leona ROGIC           | SPA | SRB    | 20,88       | 3  |
| 4 Iva SARAC             | OLK | SRB    | 18,93       | 4  |
| 5 Ivana MIJATOVIC       | OLK | SRB    | 18,01       | 5  |
| 6 Marija-Masa JOVANOVIC | OLK | SRB    | 16,70       | 6  |
| 7 Sandra IVANOVIC       | PAL | SRB    | 15,26       | 7  |
| 8 Milja JOVANOVIC       | OLK | SRB    | 14,66       | 8  |
| 9 Mila SKORIC           | SPA | SRB    | 14,60       | 9  |
| 10 Jana STANISAVLJEVIC  | OLK | SRB    | 13,47       | 10 |
| 11 Nevena KOMADINIC     | OLK | SRB    | 12,19       | 11 |
| 12 Milica KRUNIC        | MLA | SRB    | 9,43        | 12 |
| Withdrawn               |     |        |             |    |
| Milena JOVIC            | VOJ | SRB    |             |    |



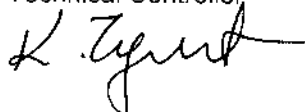
**Ms. Natasa DANON SRB**

Referee

Printed: 11.12.2012 12:44:20

**Ms. Krunoslava CUMIC SRB**

Technical Controller



# STARTING ORDER

## KADETKINJE B FREE SKATING

| Starting Number | Name                                | Nation |
|-----------------|-------------------------------------|--------|
| 1               | Iva SARAC<br>OLIMPIK                | SRB    |
| 2               | Nevena KOMADINIC<br>OLIMPIK         | SRB    |
| 3               | Milica KRUNIC<br>MLADOST            | SRB    |
| 4               | Ivana MIJATOVIC<br>OLIMPIK          | SRB    |
| 5               | Milenica JOVIC<br>VOJVODINA         | SRB    |
| 6               | Sara RELJIC<br>OLIMPIK              | SRB    |
| 7               | Sandra IVANOVIC<br>BEOGRAD PALILULA | SRB    |
| 8               | Jana STANISAVLJEVIC<br>OLIMPIK      | SRB    |
| 9               | Mila SKORIC<br>SPARTAK              | SRB    |
| 10              | Milja JOVANOVIC<br>OLIMPIK          | SRB    |
| 11              | Marija-Masa JOVANOVIC<br>OLIMPIK    | SRB    |
| 12              | Tijana TASIC<br>OLIMPIK             | SRB    |
| 13              | Leona ROGIC<br>SPARTAK              | SRB    |

# KADETKINJE B FREE SKATING JUDGES DETAILS PER SKATER

| Pl. Name              | Nation     | Start No  | Total Segment Score | Total Element Score | Total Program Component Score (factored) | Deductions  |
|-----------------------|------------|-----------|---------------------|---------------------|--|-------------|
|                       |            |           | =                   | +                   | +  | -           |
| <b>1 Tijana TASIC</b> | <b>SRB</b> | <b>12</b> | <b>23.04</b>        | <b>11.16</b>        | <b>11.88</b>                             | <b>0.00</b> |

| # Executed Elements                                    | Info | Base Value   | GOE    | J1   | J2   | J3   | J4 | J5 | J6 | J7 | J8 | J9 | Ref | Scores of Panel |
|--|------|--------------|--------|------|------|------|----|----|----|----|----|----|-----|-----------------|
| 1  |      | 1.60         | -0.07  | 0    | -1   | 0    |    |    |    |    |    |    |     | 1.53            |
| 2  |      | 1.30         | -0.13  | -1   | -1   | 0    |    |    |    |    |    |    |     | 1.17            |
| 3  |      | 1.60         | -0.07  | 0    | 0    | -1   |    |    |    |    |    |    |     | 1.53            |
| 4  |      | 2.00         | -0.10  | -1   | 0    | 0    |    |    |    |    |    |    |     | 1.90            |
| 5  |      | 1.30         | -0.07  | 0    | 0    | -1   |    |    |    |    |    |    |     | 1.23            |
| 6  |      | 2.00         | 0.00   | 0    | 0    | 0    |    |    |    |    |    |    |     | 2.00            |
| 7  |      | 1.90         | -0.10  | 0    | -1   | 0    |    |    |    |    |    |    |     | 1.80            |
|  |      | <b>11.70</b> |        |      |      |      |    |    |    |    |    |    |     | <b>11.16</b>    |
| <b>Program Components</b>                              |      |              | Factor |      |      |      |    |    |    |    |    |    |     |                 |
| Skating Skills   |      |              | 2.50   | 2.50 | 2.25 | 2.25 |    |    |    |    |    |    |     | 2.33            |
| Performance/Execution                                  |      |              | 0.00   | 0.00 | 0.00 | 0.00 |    |    |    |    |    |    |     | 2.42            |
| <b>Judges Total Program Component Score (factored)</b> |      |              | 2.50   | 2.50 | 2.25 | 2.50 |    |    |    |    |    |    |     | <b>11.88</b>    |

|                   |             |
|-------------------|-------------|
| <b>Deductions</b> | <b>0.00</b> |
|-------------------|-------------|

| Pl. Name             | Nation     | Start No | Total Segment Score | Total Element Score | Total Program Component Score (factored) | Deductions  |
|----------------------|------------|----------|---------------------|---------------------|--|-------------|
|                      |            |          | =                   | +                   | +  | -           |
| <b>2 Sara RELJIC</b> | <b>SRB</b> | <b>6</b> | <b>21.90</b>        | <b>9.40</b>         | <b>12.50</b>                             | <b>0.00</b> |

| # Executed Elements                                    | Info | Base Value  | GOE    | J1   | J2   | J3   | J4 | J5 | J6 | J7 | J8 | J9 | Ref | Scores of Panel |
|--|------|-------------|--------|------|------|------|----|----|----|----|----|----|-----|-----------------|
| 1  |      | 1.60        | -0.20  | -1   | -1   | -1   |    |    |    |    |    |    |     | 1.40            |
| 2  |      | 2.50        | 0.33   | 0    | 1    | 1    |    |    |    |    |    |    |     | 2.83            |
| 3  |      | 1.30        | 0.00   | 0    | 0    | 0    |    |    |    |    |    |    |     | 1.30            |
| 4  |      | 1.10        | -0.03  | -1   | 0    | 0    |    |    |    |    |    |    |     | 1.07            |
| 5  |      | 1.60        | 0.17   | 0    | 0    | 1    |    |    |    |    |    |    |     | 1.77            |
| 6  |      | 0.00        | 0.00   | -    | -    | -    |    |    |    |    |    |    |     | 0.00            |
| 7  |      | 1.10        | -0.07  | 0    | -1   | 0    |    |    |    |    |    |    |     | 1.03            |
|  |      | <b>9.20</b> |        |      |      |      |    |    |    |    |    |    |     | <b>9.40</b>     |
| <b>Program Components</b>                              |      |             | Factor |      |      |      |    |    |    |    |    |    |     |                 |
| Skating Skills   |      |             | 2.50   | 2.50 | 2.50 | 2.50 |    |    |    |    |    |    |     | 2.50            |
| Performance/Execution                                  |      |             | 0.00   | 0.00 | 0.00 | 0.00 |    |    |    |    |    |    |     | 2.50            |
| <b>Judges Total Program Component Score (factored)</b> |      |             | 2.50   | 2.50 | 2.50 | 2.50 |    |    |    |    |    |    |     | <b>12.50</b>    |

|                   |             |
|-------------------|-------------|
| <b>Deductions</b> | <b>0.00</b> |
|-------------------|-------------|

< Under-rotated jump

| Pl. Name             | Nation     | Start No  | Total Segment Score | Total Element Score | Total Program Component Score (factored) | Deductions  |
|----------------------|------------|-----------|---------------------|---------------------|--|-------------|
|                      |            |           | =                   | +                   | +  | -           |
| <b>3 Leona ROGIC</b> | <b>SRB</b> | <b>13</b> | <b>20.88</b>        | <b>8.38</b>         | <b>12.50</b>                             | <b>0.00</b> |

| # Executed Elements                                    | Info | Base Value  | GOE    | J1   | J2   | J3   | J4 | J5 | J6 | J7 | J8 | J9 | Ref | Scores of Panel |
|--|------|-------------|--------|------|------|------|----|----|----|----|----|----|-----|-----------------|
| 1  |      | 1.70        | 0.00   | 0    | 0    | 0    |    |    |    |    |    |    |     | 1.70            |
| 2  |      | 0.88        | -0.47  | -3   | -1   | -3   |    |    |    |    |    |    |     | 0.41            |
| 3  |      | 2.00        | 0.00   | 0    | 0    | 0    |    |    |    |    |    |    |     | 2.00            |
| 4  |      | 1.30        | -0.13  | 0    | -1   | -1   |    |    |    |    |    |    |     | 1.17            |
| 5  |      | 2.00        | 0.00   | 0    | 0    | 0    |    |    |    |    |    |    |     | 2.00            |
| 6  |      | 1.10        | 0.00   | 0    | 0    | 0    |    |    |    |    |    |    |     | 1.10            |
| 7  |      | 0.00        | 0.00   | -    | -    | -    |    |    |    |    |    |    |     | 0.00            |
|  |      | <b>8.98</b> |        |      |      |      |    |    |    |    |    |    |     | <b>8.38</b>     |
| <b>Program Components</b>                              |      |             | Factor |      |      |      |    |    |    |    |    |    |     |                 |
| Skating Skills   |      |             | 2.50   | 2.50 | 2.50 | 2.50 |    |    |    |    |    |    |     | 2.50            |
| Performance/Execution                                  |      |             | 0.00   | 0.00 | 0.00 | 0.00 |    |    |    |    |    |    |     | 2.50            |
| <b>Judges Total Program Component Score (factored)</b> |      |             | 2.50   | 2.50 | 2.50 | 2.50 |    |    |    |    |    |    |     | <b>12.50</b>    |

|                   |             |
|-------------------|-------------|
| <b>Deductions</b> | <b>0.00</b> |
|-------------------|-------------|

\* Invalid element

# KADETKINJE B FREE SKATING      JUDGES DETAILS PER SKATER

| Pl. Name           | Nation     | Start No | Total Segment Score | Total Element Score | Total Program Component Score (factored) | Deductions  |
|--------------------|------------|----------|---------------------|---------------------|--|-------------|
|                    |            |          | =                   | +                   | +  | -           |
| <b>4 Iva SARAC</b> | <b>SRB</b> | <b>1</b> | <b>18.93</b>        | <b>9.07</b>         | <b>10.86</b>                             | <b>1.00</b> |

| # Executed Elements                                    | Info   | Base Value   | GOE    | J1   | J2   | J3   | J4 | J5 | J6 | J7 | J8 | J9 | Ref | Scores of Panel |
|--|--------|--------------|--------|------|------|------|----|----|----|----|----|----|-----|-----------------|
| 1  | 1A+1T  | 1.50         | 0.00   | 0    | 0    | 0    |    |    |    |    |    |    |     | 1.50            |
| 2  | CCoSpB | 1.70         | 0.00   | 0    | 0    | 0    |    |    |    |    |    |    |     | 1.70            |
| 3  | 2S     | 1.30         | -0.60  | -3   | -3   | -3   |    |    |    |    |    |    |     | 0.70            |
| 4  | SSp2   | 1.60         | 0.00   | 0    | 0    | 0    |    |    |    |    |    |    |     | 1.60            |
| 5  | 1F+1Lo | 1.00         | -0.03  | 0    | -1   | 0    |    |    |    |    |    |    |     | 0.97            |
| 6  | ChSq1  | 2.00         | -0.50  | 0    | -1   | -2   |    |    |    |    |    |    |     | 1.50            |
| 7  | 1A     | 1.10         | 0.00   | 0    | 0    | 0    |    |    |    |    |    |    |     | 1.10            |
|  |        | <b>10.20</b> |        |      |      |      |    |    |    |    |    |    |     | <b>9.07</b>     |
| <b>Program Components</b>                              |        |              | Factor |      |      |      |    |    |    |    |    |    |     |                 |
| Skating Skills   |        |              | 2.50   | 2.25 | 2.25 | 2.00 |    |    |    |    |    |    |     | 2.17            |
|  |        |              | 0.00   | 0.00 | 0.00 | 0.00 |    |    |    |    |    |    |     |                 |
| Performance/Execution                                  |        |              | 2.50   | 2.00 | 2.25 | 2.25 |    |    |    |    |    |    |     | 2.17            |
| <b>Judges Total Program Component Score (factored)</b> |        |              |        |      |      |      |    |    |    |    |    |    |     | <b>10.86</b>    |

|                   |              |              |
|-------------------|--------------|--------------|
| <b>Deductions</b> | Falls: -1.00 | <b>-1.00</b> |
|-------------------|--------------|--------------|

| Pl. Name                 | Nation     | Start No | Total Segment Score | Total Element Score | Total Program Component Score (factored) | Deductions  |
|--------------------------|------------|----------|---------------------|---------------------|--|-------------|
|                          |            |          | =                   | +                   | +  | -           |
| <b>5 Ivana MIJATOVIC</b> | <b>SRB</b> | <b>4</b> | <b>18.01</b>        | <b>8.13</b>         | <b>11.88</b>                             | <b>2.00</b> |

| # Executed Elements                                    | Info   | Base Value  | GOE    | J1   | J2   | J3   | J4 | J5 | J6 | J7 | J8 | J9 | Ref | Scores of Panel |
|--|--------|-------------|--------|------|------|------|----|----|----|----|----|----|-----|-----------------|
| 1  | 2S     | 1.30        | -0.60  | -3   | -3   | -3   |    |    |    |    |    |    |     | 0.70            |
| 2  | 1A+1Lo | 1.60        | -0.60  | -3   | -3   | -3   |    |    |    |    |    |    |     | 1.00            |
| 3  | CoSp   | 0.00        | 0.00   | -    | -    | -    |    |    |    |    |    |    |     | 0.00            |
| 4  | 2T     | 1.30        | -0.07  | 0    | -1   | 0    |    |    |    |    |    |    |     | 1.23            |
| 5  | 1A+1Lo | 1.60        | 0.00   | 0    | 0    | 0    |    |    |    |    |    |    |     | 1.60            |
| 6  | ChSq1  | 2.00        | 0.00   | 0    | 0    | 0    |    |    |    |    |    |    |     | 2.00            |
| 7  | CSSpB  | 1.60        | 0.00   | 0    | 0    | 0    |    |    |    |    |    |    |     | 1.60            |
|  |        | <b>9.40</b> |        |      |      |      |    |    |    |    |    |    |     | <b>8.13</b>     |
| <b>Program Components</b>                              |        |             | Factor |      |      |      |    |    |    |    |    |    |     |                 |
| Skating Skills   |        |             | 2.50   | 2.50 | 2.25 | 2.50 |    |    |    |    |    |    |     | 2.42            |
|  |        |             | 0.00   | 0.00 | 0.00 | 0.00 |    |    |    |    |    |    |     |                 |
| Performance/Execution                                  |        |             | 2.50   | 2.25 | 2.50 | 2.25 |    |    |    |    |    |    |     | 2.33            |
| <b>Judges Total Program Component Score (factored)</b> |        |             |        |      |      |      |    |    |    |    |    |    |     | <b>11.88</b>    |

|                   |              |              |
|-------------------|--------------|--------------|
| <b>Deductions</b> | Falls: -2.00 | <b>-2.00</b> |
|-------------------|--------------|--------------|

| Pl. Name                       | Nation     | Start No  | Total Segment Score | Total Element Score | Total Program Component Score (factored) | Deductions  |
|--------------------------------|------------|-----------|---------------------|---------------------|--|-------------|
|                                |            |           | =                   | +                   | +  | -           |
| <b>6 Marija-Masa JOVANOVIC</b> | <b>SRB</b> | <b>11</b> | <b>16.70</b>        | <b>7.70</b>         | <b>10.00</b>                             | <b>1.00</b> |

| # Executed Elements                                    | Info    | Base Value  | GOE    | J1   | J2   | J3   | J4 | J5 | J6 | J7 | J8 | J9 | Ref | Scores of Panel |
|--|---------|-------------|--------|------|------|------|----|----|----|----|----|----|-----|-----------------|
| 1  | SSp1    | 1.30        | 0.00   | 0    | 0    | 0    |    |    |    |    |    |    |     | 1.30            |
| 2  | 1F+1Lo  | 1.00        | -0.03  | 0    | 0    | -1   |    |    |    |    |    |    |     | 0.97            |
| 3  | 1A<     | < 0.80      | -0.60  | -3   | -3   | -3   |    |    |    |    |    |    |     | 0.20            |
| 4  | ChSq1   | 2.00        | 0.00   | 0    | 0    | 0    |    |    |    |    |    |    |     | 2.00            |
| 5  | 1Lz+1Lo | 1.10        | -0.07  | -1   | -1   | 0    |    |    |    |    |    |    |     | 1.03            |
| 6  | 1F      | 0.50        | 0.00   | 0    | 0    | 0    |    |    |    |    |    |    |     | 0.50            |
| 7  | CCoSpB  | 1.70        | 0.00   | 0    | 0    | 0    |    |    |    |    |    |    |     | 1.70            |
|  |         | <b>8.40</b> |        |      |      |      |    |    |    |    |    |    |     | <b>7.70</b>     |
| <b>Program Components</b>                              |         |             | Factor |      |      |      |    |    |    |    |    |    |     |                 |
| Skating Skills   |         |             | 2.50   | 2.25 | 2.00 | 1.75 |    |    |    |    |    |    |     | 2.00            |
|  |         |             | 0.00   | 0.00 | 0.00 | 0.00 |    |    |    |    |    |    |     |                 |
| Performance/Execution                                  |         |             | 2.50   | 2.00 | 2.00 | 2.00 |    |    |    |    |    |    |     | 2.00            |
| <b>Judges Total Program Component Score (factored)</b> |         |             |        |      |      |      |    |    |    |    |    |    |     | <b>10.00</b>    |

|                   |              |              |
|-------------------|--------------|--------------|
| <b>Deductions</b> | Falls: -1.00 | <b>-1.00</b> |
|-------------------|--------------|--------------|

< Under-rotated jump

# KADETKINJE B FREE SKATING JUDGES DETAILS PER SKATER

| Pl. Name                 | Nation     | Start No | Total Segment Score | Total Element Score | Total Program Component Score (factored) | Deductions  |
|--------------------------|------------|----------|---------------------|---------------------|--|-------------|
|                          |            |          | =                   | +                   | +  | -           |
| <b>7 Sandra IVANOVIC</b> | <b>SRB</b> | <b>7</b> | <b>15.26</b>        | <b>6.10</b>         | <b>9.16</b>                              | <b>0.00</b> |

| # Executed Elements                                    | Info | Base Value | GOE         | J1    | J2   | J3   | J4   | J5 | J6 | J7 | J8 | J9 | Ref         | Scores of Panel |
|--|------|------------|-------------|-------|------|------|------|----|----|----|----|----|-------------|-----------------|
| 1  |      | 1Lz+1Lo    | 1.10        | 0.00  | 0    | 0    | 0    |    |    |    |    |    |             | 1.10            |
| 2  |      | 1Lz        | 0.60        | -0.03 | -1   | 0    | 0    |    |    |    |    |    |             | 0.57            |
| 3  |      | CoSpB      | 1.50        | -0.30 | -1   | -1   | -1   |    |    |    |    |    |             | 1.20            |
| 4  | <<   | 1A<<       | 0.00        | 0.00  | -    | -    | -    |    |    |    |    |    |             | 0.00            |
| 5  |      | ChSq1      | 2.00        | -0.17 | 0    | -1   | 0    |    |    |    |    |    |             | 1.83            |
| 6  | <<   | 1Lo+1T<<   | 0.50        | -0.20 | -2   | -2   | -2   |    |    |    |    |    |             | 0.30            |
| 7  |      | SSpB       | 1.10        | 0.00  | 0    | 0    | 0    |    |    |    |    |    |             | 1.10            |
|  |      |            | <b>6.80</b> |       |      |      |      |    |    |    |    |    |             | <b>6.10</b>     |
| <b>Program Components</b>                              |      |            | Factor      |       |      |      |      |    |    |    |    |    |             |                 |
| Skating Skills   |      |            | 2.50        |       | 2.00 | 1.75 | 1.75 |    |    |    |    |    |             | 1.83            |
|  |      |            | 0.00        |       | 0.00 | 0.00 | 0.00 |    |    |    |    |    |             |                 |
| Performance/Execution                                  |      |            | 2.50        |       | 1.75 | 2.00 | 1.75 |    |    |    |    |    |             | 1.83            |
| <b>Judges Total Program Component Score (factored)</b> |      |            |             |       |      |      |      |    |    |    |    |    | <b>9.16</b> |                 |

|                   |             |
|-------------------|-------------|
| <b>Deductions</b> | <b>0.00</b> |
|-------------------|-------------|

<< Downgraded jump

| Pl. Name                 | Nation     | Start No  | Total Segment Score | Total Element Score | Total Program Component Score (factored) | Deductions  |
|--------------------------|------------|-----------|---------------------|---------------------|--|-------------|
|                          |            |           | =                   | +                   | +  | -           |
| <b>8 Milja JOVANOVIC</b> | <b>SRB</b> | <b>10</b> | <b>14.66</b>        | <b>5.50</b>         | <b>9.16</b>                              | <b>0.00</b> |

| # Executed Elements                                    | Info | Base Value | GOE         | J1    | J2   | J3   | J4   | J5 | J6 | J7 | J8 | J9 | Ref         | Scores of Panel |
|--|------|------------|-------------|-------|------|------|------|----|----|----|----|----|-------------|-----------------|
| 1  | <<   | 1A<<       | 0.00        | -     | -    | -    |      |    |    |    |    |    |             | 0.00            |
| 2  |      | CoSpB      | 1.50        | -0.30 | -1   | 0    | -2   |    |    |    |    |    |             | 1.20            |
| 3  |      | 1F+1Lo     | 1.00        | -0.10 | -1   | -1   | -1   |    |    |    |    |    |             | 0.90            |
| 4  |      | ChSq1      | 2.00        | 0.00  | 0    | 0    | 0    |    |    |    |    |    |             | 2.00            |
| 5  |      | 1S+1Lo     | 0.90        | 0.00  | 0    | 0    | 0    |    |    |    |    |    |             | 0.90            |
| 6  |      | 1F         | 0.50        | 0.00  | 0    | 0    | 0    |    |    |    |    |    |             | 0.50            |
| 7  |      | SSp        | 0.00        | 0.00  | -    | -    | -    |    |    |    |    |    |             | 0.00            |
|  |      |            | <b>5.90</b> |       |      |      |      |    |    |    |    |    |             | <b>5.50</b>     |
| <b>Program Components</b>                              |      |            | Factor      |       |      |      |      |    |    |    |    |    |             |                 |
| Skating Skills   |      |            | 2.50        |       | 2.00 | 1.75 | 1.75 |    |    |    |    |    |             | 1.83            |
|  |      |            | 0.00        |       | 0.00 | 0.00 | 0.00 |    |    |    |    |    |             |                 |
| Performance/Execution                                  |      |            | 2.50        |       | 2.00 | 2.00 | 1.50 |    |    |    |    |    |             | 1.83            |
| <b>Judges Total Program Component Score (factored)</b> |      |            |             |       |      |      |      |    |    |    |    |    | <b>9.16</b> |                 |

|                   |             |
|-------------------|-------------|
| <b>Deductions</b> | <b>0.00</b> |
|-------------------|-------------|

<< Downgraded jump

| Pl. Name             | Nation     | Start No | Total Segment Score | Total Element Score | Total Program Component Score (factored) | Deductions  |
|----------------------|------------|----------|---------------------|---------------------|--|-------------|
|                      |            |          | =                   | +                   | +  | -           |
| <b>9 Mila SKORIC</b> | <b>SRB</b> | <b>9</b> | <b>14.60</b>        | <b>4.80</b>         | <b>9.80</b>                              | <b>0.00</b> |

| # Executed Elements                                    | Info | Base Value | GOE         | J1    | J2   | J3   | J4   | J5 | J6 | J7 | J8 | J9 | Ref         | Scores of Panel |
|--|------|------------|-------------|-------|------|------|------|----|----|----|----|----|-------------|-----------------|
| 1  |      | CSSpB      | 1.60        | -0.50 | -1   | -1   | -3   |    |    |    |    |    |             | 1.10            |
| 2  |      | 1S+1Lo     | 0.90        | 0.00  | 0    | 0    | 0    |    |    |    |    |    |             | 0.90            |
| 3  | <<   | 1A<<       | 0.00        | 0.00  | -    | -    | -    |    |    |    |    |    |             | 0.00            |
| 4  |      | ChSq       | 0.00        | 0.00  | -    | -    | -    |    |    |    |    |    |             | 0.00            |
| 5  |      | 1F         | 0.50        | -0.03 | 0    | -1   | 0    |    |    |    |    |    |             | 0.47            |
| 6  |      | CoSpB      | 1.50        | -0.10 | -1   | 0    | 0    |    |    |    |    |    |             | 1.40            |
| 7  |      | 1Lz+1T     | 1.00        | -0.07 | -1   | -1   | 0    |    |    |    |    |    |             | 0.93            |
|  |      |            | <b>5.50</b> |       |      |      |      |    |    |    |    |    |             | <b>4.80</b>     |
| <b>Program Components</b>                              |      |            | Factor      |       |      |      |      |    |    |    |    |    |             |                 |
| Skating Skills   |      |            | 2.50        |       | 2.25 | 1.75 | 2.00 |    |    |    |    |    |             | 2.00            |
|  |      |            | 0.00        |       | 0.00 | 0.00 | 0.00 |    |    |    |    |    |             |                 |
| Performance/Execution                                  |      |            | 2.50        |       | 2.00 | 2.00 | 1.75 |    |    |    |    |    |             | 1.92            |
| <b>Judges Total Program Component Score (factored)</b> |      |            |             |       |      |      |      |    |    |    |    |    | <b>9.80</b> |                 |

|                   |             |
|-------------------|-------------|
| <b>Deductions</b> | <b>0.00</b> |
|-------------------|-------------|

<< Downgraded jump

# KADETKINJE B FREE SKATING JUDGES DETAILS PER SKATER

| Pl. Name                      | Nation     | Start No | Total Segment Score | Total Element Score | Total Program Component Score (factored) | Deductions  |
|-------------------------------|------------|----------|---------------------|---------------------|--|-------------|
|                               |            |          | =                   | +                   | +  | -           |
| <b>10 Jana STANISAVLJEVIC</b> | <b>SRB</b> | <b>8</b> | <b>13.47</b>        | <b>5.14</b>         | <b>8.33</b>                              | <b>0.00</b> |

| # Executed Elements                                    | Info | Base Value  | GOE         | J1          | J2          | J3          | J4 | J5 | J6 | J7 | J8 | J9 | Ref | Scores of Panel |
|--|------|-------------|-------------|-------------|-------------|-------------|----|----|----|----|----|----|-----|-----------------|
| 1  |      | 0.50        | 0.00        | 0           | 0           | 0           |    |    |    |    |    |    |     | 0.50            |
| 2  |      | 1.10        | -0.13       | -1          | -1          | -2          |    |    |    |    |    |    |     | 0.97            |
| 3  |      | 1.30        | -0.30       | -1          | -1          | -1          |    |    |    |    |    |    |     | 1.00            |
| 4  |      | 2.00        | -0.33       | 0           | -1          | -1          |    |    |    |    |    |    |     | 1.67            |
| 5  |      | 1.00        | 0.00        | 0           | 0           | 0           |    |    |    |    |    |    |     | 1.00            |
| 6  |      | 0.00        | 0.00        | -           | -           | -           |    |    |    |    |    |    |     | 0.00            |
| 7  |      | 0.00        | 0.00        | -           | -           | -           |    |    |    |    |    |    |     | 0.00            |
|  |      | <b>5.90</b> |             |             |             |             |    |    |    |    |    |    |     | <b>5.14</b>     |
| <b>Program Components</b>                              |      |             | Factor      |             |             |             |    |    |    |    |    |    |     |                 |
| Skating Skills   |      |             | 2.50        | 1.75        | 1.50        | 1.50        |    |    |    |    |    |    |     | 1.58            |
| Performance/Execution                                  |      |             | 0.00        | 0.00        | 0.00        | 0.00        |    |    |    |    |    |    |     | 1.75            |
| <b>Judges Total Program Component Score (factored)</b> |      |             | <b>2.50</b> | <b>1.75</b> | <b>1.75</b> | <b>1.75</b> |    |    |    |    |    |    |     | <b>8.33</b>     |

|                   |             |
|-------------------|-------------|
| <b>Deductions</b> | <b>0.00</b> |
|-------------------|-------------|

<< Downgraded jump

| Pl. Name                   | Nation     | Start No | Total Segment Score | Total Element Score | Total Program Component Score (factored) | Deductions  |
|----------------------------|------------|----------|---------------------|---------------------|--|-------------|
|                            |            |          | =                   | +                   | +  | -           |
| <b>11 Nevena KOMADINIC</b> | <b>SRB</b> | <b>2</b> | <b>12.19</b>        | <b>4.23</b>         | <b>8.96</b>                              | <b>1.00</b> |

| # Executed Elements                                    | Info | Base Value  | GOE         | J1          | J2          | J3          | J4 | J5 | J6 | J7 | J8 | J9 | Ref | Scores of Panel |
|--|------|-------------|-------------|-------------|-------------|-------------|----|----|----|----|----|----|-----|-----------------|
| 1  |      | 1.00        | 0.00        | 0           | 0           | 0           |    |    |    |    |    |    |     | 1.00            |
| 2  |      | 0.00        | 0.00        | -           | -           | -           |    |    |    |    |    |    |     | 0.00            |
| 3  |      | 0.00        | 0.00        | -           | -           | -           |    |    |    |    |    |    |     | 0.00            |
| 4  |      | 1.10        | -0.30       | -3          | -3          | -3          |    |    |    |    |    |    |     | 0.80            |
| 5  |      | 0.50        | -0.07       | 0           | -1          | -1          |    |    |    |    |    |    |     | 0.43            |
| 6  |      | 0.00        | 0.00        | -           | -           | -           |    |    |    |    |    |    |     | 0.00            |
| 7  |      | 2.00        | 0.00        | 0           | 0           | 0           |    |    |    |    |    |    |     | 2.00            |
|  |      | <b>4.60</b> |             |             |             |             |    |    |    |    |    |    |     | <b>4.23</b>     |
| <b>Program Components</b>                              |      |             | Factor      |             |             |             |    |    |    |    |    |    |     |                 |
| Skating Skills   |      |             | 2.50        | 2.00        | 1.75        | 1.75        |    |    |    |    |    |    |     | 1.83            |
| Performance/Execution                                  |      |             | 0.00        | 0.00        | 0.00        | 0.00        |    |    |    |    |    |    |     | 1.75            |
| <b>Judges Total Program Component Score (factored)</b> |      |             | <b>2.50</b> | <b>1.75</b> | <b>1.75</b> | <b>1.75</b> |    |    |    |    |    |    |     | <b>8.96</b>     |

|                   |              |              |
|-------------------|--------------|--------------|
| <b>Deductions</b> | Falls: -1.00 | <b>-1.00</b> |
|-------------------|--------------|--------------|

<< Downgraded jump

| Pl. Name                | Nation     | Start No | Total Segment Score | Total Element Score | Total Program Component Score (factored) | Deductions  |
|-------------------------|------------|----------|---------------------|---------------------|--|-------------|
|                         |            |          | =                   | +                   | +  | -           |
| <b>12 Milica KRUNIC</b> | <b>SRB</b> | <b>3</b> | <b>9.43</b>         | <b>3.97</b>         | <b>6.46</b>                              | <b>1.00</b> |

| # Executed Elements                                    | Info | Base Value  | GOE         | J1          | J2          | J3          | J4 | J5 | J6 | J7 | J8 | J9 | Ref | Scores of Panel |
|--|------|-------------|-------------|-------------|-------------|-------------|----|----|----|----|----|----|-----|-----------------|
| 1  |      | 0.00        | 0.00        | -           | -           | -           |    |    |    |    |    |    |     | 0.00            |
| 2  |      | 0.50        | -0.03       | 0           | 0           | -1          |    |    |    |    |    |    |     | 0.47            |
| 3  |      | 1.00        | -0.80       | -3          | -2          | -3          |    |    |    |    |    |    |     | 0.20            |
| 4  |      | 2.00        | 0.00        | 0           | 0           | 0           |    |    |    |    |    |    |     | 2.00            |
| 5  |      | 0.80        | -0.30       | -3          | -3          | -3          |    |    |    |    |    |    |     | 0.50            |
| 6  |      | 0.90        | -0.10       | -1          | -1          | -1          |    |    |    |    |    |    |     | 0.80            |
| 7  |      | 0.00        | 0.00        | -           | -           | -           |    |    |    |    |    |    |     | 0.00            |
|  |      | <b>5.20</b> |             |             |             |             |    |    |    |    |    |    |     | <b>3.97</b>     |
| <b>Program Components</b>                              |      |             | Factor      |             |             |             |    |    |    |    |    |    |     |                 |
| Skating Skills   |      |             | 2.50        | 1.50        | 1.25        | 1.25        |    |    |    |    |    |    |     | 1.33            |
| Performance/Execution                                  |      |             | 0.00        | 0.00        | 0.00        | 0.00        |    |    |    |    |    |    |     | 1.25            |
| <b>Judges Total Program Component Score (factored)</b> |      |             | <b>2.50</b> | <b>1.50</b> | <b>1.00</b> | <b>1.25</b> |    |    |    |    |    |    |     | <b>6.46</b>     |

|                   |              |              |
|-------------------|--------------|--------------|
| <b>Deductions</b> | Falls: -1.00 | <b>-1.00</b> |
|-------------------|--------------|--------------|

< Under-rotated jump \* Invalid element



## KADETKINJE C

|                              |             |              |
|------------------------------|-------------|--------------|
| <b>Ledena dvorana Pionir</b> | 11 dec 2012 | Free Skating |
|------------------------------|-------------|--------------|

|                        |   |           |
|------------------------|---|-----------|
| Size of Skating Area   | : | 30m*60m   |
| Ice Conditions         | : | very good |
| Number of Entries      | : | 13        |
| Number of Participants | : | 13        |

|                 |   |  |
|-----------------|---|--|
| Entry Withdrawn | : |  |
|-----------------|---|--|

### **Free Skating**

|                |   |      |            |
|----------------|---|------|------------|
| Duration       | : | 2:00 | +- 10 Sec. |
| Segment Factor | : | 1.00 |            |

|                                  |                       |      |
|----------------------------------|-----------------------|------|
| <b>Program Component Factors</b> | Skating Skills        | 2.50 |
|                                  | Performance/Execution | 2.50 |

# PANEL OF JUDGES

## KADETKINJE C

### Officials

|                                       |                               |     |
|---------------------------------------|-------------------------------|-----|
| <b>Technical Controller</b>           | Ms. Krunoslava CUMIC          | SRB |
| <b>Technical Specialist</b>           | Ms. Ksenija JASTSENJSKI-SIMIC | SRB |
| <b>Assistant Technical Specialist</b> | Mr. Tomas KUNYA               | SVK |

### Judges

|                   |                      |     |
|-------------------|----------------------|-----|
| <b>Referee</b>    | Ms. Natasa DANON     | SRB |
| <b>Judge No.1</b> | Ms. Natasa DANON     | SRB |
| <b>Judge No.2</b> | Ms. Ivana ZIVKOVIC   | SRB |
| <b>Judge No.3</b> | Ms. Milica MILANOVIC | SRB |

### Data/Replay Operator

|                      |                       |     |
|----------------------|-----------------------|-----|
| <b>Data Operator</b> | Ms. Snezana PARANOSIC | SRB |
|----------------------|-----------------------|-----|

# RESULTS

## KADETKINJE C FINAL RESULT

| Pl. Name            |     | Nation | Total Score | FS |
|---------------------|-----|--------|-------------|----|
| 1 Ivona VASIC       | OLK | SRB    | 18,30       | 1  |
| 2 Ema STOJANOVIC    | OLK | SRB    | 13,63       | 2  |
| 3 Darja MIJATOVIC   | OLK | SRB    | 12,36       | 3  |
| 4 Danica DJORDJEVIC | HEL | SRB    | 11,23       | 4  |
| 5 Andjelina TOMIC   | MLA | SRB    | 10,22       | 5  |
| 6 Mila SARAC        | OLK | SRB    | 10,07       | 6  |
| 7 Laura DOVIJANIC   | PAL | SRB    | 6,81        | 7  |
| 8 Una SOLOMUNOVIC   | OLK | SRB    | 6,33        | 8  |
| 9 Srna RELJIC       | OLK | SRB    | 6,28        | 9  |
| 10 Masa DINIC       | PAL | SRB    | 6,09        | 10 |
| 11 Ana JEZDIMIROVIC | OLK | SRB    | 5,19        | 11 |
| Withdrawn           |     |        |             |    |
| Katarina GAVRILOVIC | VOJ | SRB    |             |    |
| Lenka VUCKOVIC      | VOJ | SRB    |             |    |

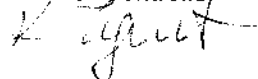
  
**Ms. Natasa DANON SRB**

Referee

Printed: 11.12.2012 11:17:26

**Ms. Krunoslava CUMIC SRB**

Technical Controller



# STARTING ORDER

## KADETKINJE C FREE SKATING

| Starting Number | Name                                | Nation |
|-----------------|-------------------------------------|--------|
| 1               | Katarina GAVRILOVIC<br>VOJVODINA    | SRB    |
| 2               | Una SOLOMUNOVIC<br>OLIMPIK          | SRB    |
| 3               | Darja MIJATOVIC<br>OLIMPIK          | SRB    |
| 4               | Lenka VUCKOVIC<br>VOJVODINA         | SRB    |
| 5               | Danica DJORDJEVIC<br>HELENA PAJOVIC | SRB    |
| 6               | Ana JEZDIMIROVIC<br>OLIMPIK         | SRB    |
| 7               | Ivona VASIC<br>OLIMPIK              | SRB    |
| 8               | Masa DINIC<br>BEOGRAD PALILULA      | SRB    |
| 9               | Laura DOVIJANIC<br>BEOGRAD PALILULA | SRB    |
| 10              | Ema STOJANOVIC<br>OLIMPIK           | SRB    |
| 11              | Srna RELJIC<br>OLIMPIK              | SRB    |
| 12              | Mila SARAC<br>OLIMPIK               | SRB    |
| 13              | Andjelina TOMIC<br>MLADOST          | SRB    |

## KADETKINJE C FREE SKATING

## JUDGES DETAILS PER SKATER

| Pl. | Name        | Nation | Start No | Total Segment Score | Total Element Score | Total Program Component Score (factored) |  |  | Deductions |
|-----|-------------|--------|----------|---------------------|---------------------|--|--|--|------------|
|     |             |        |          | =                   | +                   | +  |  |  | -          |
| 1   | Ivona VASIC | SRB    | 7        | 18.30               | 8.30                | 10.00                                    |  |  | 0.00       |

| # Executed Elements                             | Info    | Base Value  | GOE    | J1   | J2   | J3   | J4 | J5 | J6 | J7 | J8 | J9 | Ref | Scores of Panel |
|---|---------|-------------|--------|------|------|------|----|----|----|----|----|----|-----|-----------------|
| 1   | 1F+1Lo  | 1.00        | 0.00   | 0    | 0    | 0    |    |    |    |    |    |    |     | 1.00            |
| 2   | 1A      | 1.10        | 0.00   | 0    | 0    | 0    |    |    |    |    |    |    |     | 1.10            |
| 3   | SSp1    | 1.30        | 0.00   | 0    | 0    | 0    |    |    |    |    |    |    |     | 1.30            |
| 4   | 1Lz+1Lo | e 1.10      | -0.10  | -1   | -1   | -1   |    |    |    |    |    |    |     | 1.00            |
| 5   | 1F      | 0.50        | 0.00   | 0    | 0    | 0    |    |    |    |    |    |    |     | 0.50            |
| 6   | CoSpB   | 1.50        | -0.10  | 0    | -1   | 0    |    |    |    |    |    |    |     | 1.40            |
| 7   | ChSq1   | 2.00        | 0.00   | 0    | 0    | 0    |    |    |    |    |    |    |     | 2.00            |
|   |         | <b>8.50</b> |        |      |      |      |    |    |    |    |    |    |     | <b>8.30</b>     |
| <b>Program Components</b>                       |         |             | Factor |      |      |      |    |    |    |    |    |    |     |                 |
| Skating Skills                                  |         |             | 2.50   | 2.25 | 2.00 | 1.75 |    |    |    |    |    |    |     | 2.00            |
| Performance/Execution                           |         |             | 0.00   | 0.00 | 0.00 | 0.00 |    |    |    |    |    |    |     |                 |
| Judges Total Program Component Score (factored) |         |             | 2.50   | 2.25 | 2.00 | 1.75 |    |    |    |    |    |    |     | 2.00            |
|   |         |             |        |      |      |      |    |    |    |    |    |    |     | <b>10.00</b>    |

|                   |             |
|-------------------|-------------|
| <b>Deductions</b> | <b>0.00</b> |
|-------------------|-------------|

e Jump take off with wrong edge

| Pl. | Name           | Nation | Start No | Total Segment Score | Total Element Score | Total Program Component Score (factored) |  |  | Deductions |
|-----|----------------|--------|----------|---------------------|---------------------|--|--|--|------------|
|     |                |        |          | =                   | +                   | +  |  |  | -          |
| 2   | Ema STOJANOVIC | SRB    | 10       | 13.63               | 6.13                | 7.50                                     |  |  | 0.00       |

| # Executed Elements                             | Info   | Base Value  | GOE    | J1   | J2   | J3   | J4 | J5 | J6 | J7 | J8 | J9 | Ref | Scores of Panel |
|---|--------|-------------|--------|------|------|------|----|----|----|----|----|----|-----|-----------------|
| 1   | 1W+1Lo | 0.80        | 0.00   | 0    | 0    | 0    |    |    |    |    |    |    |     | 0.80            |
| 2   | ChSq1  | 2.00        | -0.17  | 0    | -1   | 0    |    |    |    |    |    |    |     | 1.83            |
| 3   | 1Lo    | 0.50        | -0.03  | 0    | 0    | -1   |    |    |    |    |    |    |     | 0.47            |
| 4   | USpB   | 1.00        | -0.10  | 0    | -1   | 0    |    |    |    |    |    |    |     | 0.90            |
| 5   | 1T     | 0.40        | -0.07  | 0    | -1   | -1   |    |    |    |    |    |    |     | 0.33            |
| 6   | 1S+1T  | 0.80        | 0.00   | 0    | 0    | 0    |    |    |    |    |    |    |     | 0.80            |
| 7   | USpB   | 1.00        | 0.00   | 0    | 0    | 0    |    |    |    |    |    |    |     | 1.00            |
|   |        | <b>6.50</b> |        |      |      |      |    |    |    |    |    |    |     | <b>6.13</b>     |
| <b>Program Components</b>                       |        |             | Factor |      |      |      |    |    |    |    |    |    |     |                 |
| Skating Skills                                  |        |             | 2.50   | 1.75 | 1.50 | 1.50 |    |    |    |    |    |    |     | 1.58            |
| Performance/Execution                           |        |             | 0.00   | 0.00 | 0.00 | 0.00 |    |    |    |    |    |    |     |                 |
| Judges Total Program Component Score (factored) |        |             | 2.50   | 1.50 | 1.25 | 1.50 |    |    |    |    |    |    |     | 1.42            |
|   |        |             |        |      |      |      |    |    |    |    |    |    |     | <b>7.50</b>     |

|                   |             |
|-------------------|-------------|
| <b>Deductions</b> | <b>0.00</b> |
|-------------------|-------------|

| Pl. | Name            | Nation | Start No | Total Segment Score | Total Element Score | Total Program Component Score (factored) |  |  | Deductions |
|-----|-----------------|--------|----------|---------------------|---------------------|--|--|--|------------|
|     |                 |        |          | =                   | +                   | +  |  |  | -          |
| 3   | Darja MIJATOVIC | SRB    | 3        | 12.36               | 5.90                | 6.46                                     |  |  | 0.00       |

| # Executed Elements                             | Info  | Base Value  | GOE    | J1   | J2   | J3   | J4 | J5 | J6 | J7 | J8 | J9 | Ref | Scores of Panel |
|---|-------|-------------|--------|------|------|------|----|----|----|----|----|----|-----|-----------------|
| 1   | 1F    | 0.50        | 0.00   | 0    | 0    | 0    |    |    |    |    |    |    |     | 0.50            |
| 2   | USpB  | 1.00        | 0.00   | 0    | 0    | 0    |    |    |    |    |    |    |     | 1.00            |
| 3   | 1Lo   | 0.50        | -0.10  | 0    | -1   | -2   |    |    |    |    |    |    |     | 0.40            |
| 4   | ChSq1 | 2.00        | 0.00   | 0    | 0    | 0    |    |    |    |    |    |    |     | 2.00            |
| 5   | USpB  | 1.00        | -0.20  | 0    | -1   | -1   |    |    |    |    |    |    |     | 0.80            |
| 6   | 1Lo   | 0.50        | -0.07  | 0    | -1   | -1   |    |    |    |    |    |    |     | 0.43            |
| 7   | 1S+1T | 0.80        | -0.03  | 0    | -1   | 0    |    |    |    |    |    |    |     | 0.77            |
|   |       | <b>6.30</b> |        |      |      |      |    |    |    |    |    |    |     | <b>5.90</b>     |
| <b>Program Components</b>                       |       |             | Factor |      |      |      |    |    |    |    |    |    |     |                 |
| Skating Skills                                  |       |             | 2.50   | 1.50 | 1.25 | 1.25 |    |    |    |    |    |    |     | 1.33            |
| Performance/Execution                           |       |             | 0.00   | 0.00 | 0.00 | 0.00 |    |    |    |    |    |    |     |                 |
| Judges Total Program Component Score (factored) |       |             | 2.50   | 1.25 | 1.25 | 1.25 |    |    |    |    |    |    |     | 1.25            |
|   |       |             |        |      |      |      |    |    |    |    |    |    |     | <b>6.46</b>     |

|                   |             |
|-------------------|-------------|
| <b>Deductions</b> | <b>0.00</b> |
|-------------------|-------------|

# KADETKINJE C FREE SKATING      JUDGES DETAILS PER SKATER

| Pl. Name                   | Nation     | Start No | Total Segment Score | Total Element Score | Total Program Component Score (factored) |  |  | Deductions  |
|----------------------------|------------|----------|---------------------|---------------------|--|--|--|-------------|
|                            |            |          | =                   | +                   | +  |  |  | -           |
| <b>4 Danica DJORDJEVIC</b> | <b>SRB</b> | <b>5</b> | <b>11.23</b>        | <b>4.13</b>         | <b>7.10</b>                              |  |  | <b>0.00</b> |

| # Executed Elements                                    | Info    | Base Value | GOE         | J1    | J2   | J3   | J4   | J5 | J6 | J7 | J8 | J9          | Ref | Scores of Panel |
|--|---------|------------|-------------|-------|------|------|------|----|----|----|----|-------------|-----|-----------------|
| 1  | 1F<+1Lo | <          | 0.90        | -0.10 | -1   | -1   | -1   |    |    |    |    |             |     | 0.80            |
| 2  | 1F      |            | 0.50        | 0.00  | 0    | 0    | 0    |    |    |    |    |             |     | 0.50            |
| 3  | SSp     |            | 0.00        | 0.00  | -    | -    | -    |    |    |    |    |             |     | 0.00            |
| 4  | ChSq1   |            | 2.00        | 0.00  | 0    | 0    | 0    |    |    |    |    |             |     | 2.00            |
| 5  | 1Lo+1T  |            | 0.90        | -0.07 | -1   | 0    | -1   |    |    |    |    |             |     | 0.83            |
| 6  | SSp     |            | 0.00        | 0.00  | -    | -    | -    |    |    |    |    |             |     | 0.00            |
| 7  | 1Lz<<   | <<         | 0.00        | 0.00  | -    | -    | -    |    |    |    |    |             |     | 0.00            |
|  |         |            | <b>4.30</b> |       |      |      |      |    |    |    |    |             |     | <b>4.13</b>     |
| <b>Program Components</b>                              |         |            | Factor      |       |      |      |      |    |    |    |    |             |     |                 |
| Skating Skills   |         |            | 2.50        |       | 1.50 | 1.50 | 1.25 |    |    |    |    |             |     | 1.42            |
|  |         |            | 0.00        |       | 0.00 | 0.00 | 0.00 |    |    |    |    |             |     |                 |
| Performance/Execution                                  |         |            | 2.50        |       | 1.50 | 1.25 | 1.50 |    |    |    |    |             |     | 1.42            |
| <b>Judges Total Program Component Score (factored)</b> |         |            |             |       |      |      |      |    |    |    |    | <b>7.10</b> |     |                 |

|                   |             |
|-------------------|-------------|
| <b>Deductions</b> | <b>0.00</b> |
|-------------------|-------------|

< Under-rotated jump    << Downgraded jump

| Pl. Name                 | Nation     | Start No  | Total Segment Score | Total Element Score | Total Program Component Score (factored) |  |  | Deductions  |
|--------------------------|------------|-----------|---------------------|---------------------|--|--|--|-------------|
|                          |            |           | =                   | +                   | +  |  |  | -           |
| <b>5 Andjelina TOMIC</b> | <b>SRB</b> | <b>13</b> | <b>10.22</b>        | <b>4.96</b>         | <b>6.26</b>                              |  |  | <b>1.00</b> |

| # Executed Elements                                    | Info   | Base Value | GOE         | J1    | J2   | J3   | J4   | J5 | J6 | J7 | J8 | J9          | Ref | Scores of Panel |
|--|--------|------------|-------------|-------|------|------|------|----|----|----|----|-------------|-----|-----------------|
| 1  | 1S     |            | 0.40        | -0.10 | 0    | -1   | -2   |    |    |    |    |             |     | 0.30            |
| 2  | 1F     |            | 0.50        | -0.07 | 0    | 0    | -2   |    |    |    |    |             |     | 0.43            |
| 3  | USpB   |            | 1.00        | -0.20 | 0    | -1   | -1   |    |    |    |    |             |     | 0.80            |
| 4  | ChSq1  |            | 2.00        | -1.00 | 0    | -3   | -3   |    |    |    |    |             |     | 1.00            |
| 5  | 1S+1Lo |            | 0.90        | -0.07 | -1   | 0    | -1   |    |    |    |    |             |     | 0.83            |
| 6  | 1F+1T  |            | 0.90        | -0.10 | -1   | -1   | -1   |    |    |    |    |             |     | 0.80            |
| 7  | USpB   |            | 1.00        | -0.20 | 0    | 0    | -2   |    |    |    |    |             |     | 0.80            |
|  |        |            | <b>6.70</b> |       |      |      |      |    |    |    |    |             |     | <b>4.96</b>     |
| <b>Program Components</b>                              |        |            | Factor      |       |      |      |      |    |    |    |    |             |     |                 |
| Skating Skills   |        |            | 2.50        |       | 1.25 | 1.25 | 1.25 |    |    |    |    |             |     | 1.25            |
|  |        |            | 0.00        |       | 0.00 | 0.00 | 0.00 |    |    |    |    |             |     |                 |
| Performance/Execution                                  |        |            | 2.50        |       | 1.25 | 1.25 | 1.25 |    |    |    |    |             |     | 1.25            |
| <b>Judges Total Program Component Score (factored)</b> |        |            |             |       |      |      |      |    |    |    |    | <b>6.26</b> |     |                 |

|                   |              |              |
|-------------------|--------------|--------------|
| <b>Deductions</b> | Falls: -1.00 | <b>-1.00</b> |
|-------------------|--------------|--------------|

| Pl. Name            | Nation     | Start No  | Total Segment Score | Total Element Score | Total Program Component Score (factored) |  |  | Deductions  |
|---------------------|------------|-----------|---------------------|---------------------|--|--|--|-------------|
|                     |            |           | =                   | +                   | +  |  |  | -           |
| <b>6 Mila SARAC</b> | <b>SRB</b> | <b>12</b> | <b>10.07</b>        | <b>5.64</b>         | <b>5.43</b>                              |  |  | <b>1.00</b> |

| # Executed Elements                                    | Info  | Base Value | GOE         | J1    | J2   | J3   | J4   | J5 | J6 | J7 | J8 | J9          | Ref | Scores of Panel |
|--|-------|------------|-------------|-------|------|------|------|----|----|----|----|-------------|-----|-----------------|
| 1  | 1S+1T |            | 0.80        | -0.03 | 0    | 0    | -1   |    |    |    |    |             |     | 0.77            |
| 2  | 1W    |            | 0.30        | -0.03 | 0    | -1   | 0    |    |    |    |    |             |     | 0.27            |
| 3  | ChSq1 |            | 2.00        | -0.17 | 0    | 0    | -1   |    |    |    |    |             |     | 1.83            |
| 4  | USpB  |            | 1.00        | 0.00  | 0    | 0    | 0    |    |    |    |    |             |     | 1.00            |
| 5  | 1F<<  | <<         | 0.00        | 0.00  | -    | -    | -    |    |    |    |    |             |     | 0.00            |
| 6  | 1S+1T |            | 0.80        | -0.03 | 0    | 0    | -1   |    |    |    |    |             |     | 0.77            |
| 7  | USpB  |            | 1.00        | 0.00  | 0    | 0    | 0    |    |    |    |    |             |     | 1.00            |
|  |       |            | <b>5.90</b> |       |      |      |      |    |    |    |    |             |     | <b>5.64</b>     |
| <b>Program Components</b>                              |       |            | Factor      |       |      |      |      |    |    |    |    |             |     |                 |
| Skating Skills   |       |            | 2.50        |       | 1.00 | 1.00 | 1.00 |    |    |    |    |             |     | 1.00            |
|  |       |            | 0.00        |       | 0.00 | 0.00 | 0.00 |    |    |    |    |             |     |                 |
| Performance/Execution                                  |       |            | 2.50        |       | 1.00 | 1.25 | 1.25 |    |    |    |    |             |     | 1.17            |
| <b>Judges Total Program Component Score (factored)</b> |       |            |             |       |      |      |      |    |    |    |    | <b>5.43</b> |     |                 |

|                   |              |              |
|-------------------|--------------|--------------|
| <b>Deductions</b> | Falls: -1.00 | <b>-1.00</b> |
|-------------------|--------------|--------------|

<< Downgraded jump

# KADETKINJE C FREE SKATING      JUDGES DETAILS PER SKATER

| Pl. Name                 | Nation     | Start No | Total Segment Score | Total Element Score | Total Program Component Score (factored) | Deductions  |
|--------------------------|------------|----------|---------------------|---------------------|--|-------------|
|                          |            |          | =                   | +                   | +  | -           |
| <b>7 Laura DOVIJANIC</b> | <b>SRB</b> | <b>9</b> | <b>6.81</b>         | <b>2.43</b>         | <b>4.38</b>                              | <b>0.00</b> |

| # Executed Elements                                    | Info | Base Value  | GOE    | J1   | J2   | J3   | J4 | J5 | J6 | J7 | J8 | J9 | Ref | Scores of Panel |
|--|------|-------------|--------|------|------|------|----|----|----|----|----|----|-----|-----------------|
| 1  |      | 0.30        | 0.00   | 0    | 0    | 0    |    |    |    |    |    |    |     | 0.30            |
| 2  |      | 0.80        | -0.10  | -1   | -1   | -1   |    |    |    |    |    |    |     | 0.70            |
| 3  |      | 1.00        | -0.20  | -1   | -1   | 0    |    |    |    |    |    |    |     | 0.80            |
| 4  |      | 0.00        | 0.00   | -    | -    | -    |    |    |    |    |    |    |     | 0.00            |
| 5  |      | 0.40        | -0.07  | -1   | 0    | -1   |    |    |    |    |    |    |     | 0.33            |
| 6  |      | 0.40        | -0.10  | -1   | -1   | -1   |    |    |    |    |    |    |     | 0.30            |
| 7  |      | 0.00        | 0.00   | -    | -    | -    |    |    |    |    |    |    |     | 0.00            |
|  |      | <b>2.90</b> |        |      |      |      |    |    |    |    |    |    |     | <b>2.43</b>     |
| <b>Program Components</b>                              |      |             | Factor |      |      |      |    |    |    |    |    |    |     |                 |
| Skating Skills   |      |             | 2.50   | 0.50 | 1.00 | 1.00 |    |    |    |    |    |    |     | 0.83            |
|  |      |             | 0.00   | 0.00 | 0.00 | 0.00 |    |    |    |    |    |    |     |                 |
| Performance/Execution                                  |      |             | 2.50   | 0.50 | 1.00 | 1.25 |    |    |    |    |    |    |     | 0.92            |
| <b>Judges Total Program Component Score (factored)</b> |      |             |        |      |      |      |    |    |    |    |    |    |     | <b>4.38</b>     |

|                   |             |
|-------------------|-------------|
| <b>Deductions</b> | <b>0.00</b> |
|-------------------|-------------|

| Pl. Name                 | Nation     | Start No | Total Segment Score | Total Element Score | Total Program Component Score (factored) | Deductions  |
|--------------------------|------------|----------|---------------------|---------------------|--|-------------|
|                          |            |          | =                   | +                   | +  | -           |
| <b>8 Una SOLOMUNOVIC</b> | <b>SRB</b> | <b>2</b> | <b>6.33</b>         | <b>1.53</b>         | <b>4.80</b>                              | <b>0.00</b> |

| # Executed Elements                                    | Info | Base Value  | GOE    | J1   | J2   | J3   | J4 | J5 | J6 | J7 | J8 | J9 | Ref | Scores of Panel |
|--|------|-------------|--------|------|------|------|----|----|----|----|----|----|-----|-----------------|
| 1  |      | 0.70        | -0.03  | 0    | 0    | -1   |    |    |    |    |    |    |     | 0.67            |
| 2  | <    | 0.70        | -0.17  | -1   | -2   | -2   |    |    |    |    |    |    |     | 0.53            |
| 3  |      | 0.00        | 0.00   | -    | -    | -    |    |    |    |    |    |    |     | 0.00            |
| 4  |      | 0.40        | -0.07  | 0    | 0    | -2   |    |    |    |    |    |    |     | 0.33            |
| 5  |      | 0.00        | 0.00   | -    | -    | -    |    |    |    |    |    |    |     | 0.00            |
| 6  | <<   | 0.00        | 0.00   | -    | -    | -    |    |    |    |    |    |    |     | 0.00            |
| 7  |      | 0.00        | 0.00   | -    | -    | -    |    |    |    |    |    |    |     | 0.00            |
|  |      | <b>1.80</b> |        |      |      |      |    |    |    |    |    |    |     | <b>1.53</b>     |
| <b>Program Components</b>                              |      |             | Factor |      |      |      |    |    |    |    |    |    |     |                 |
| Skating Skills   |      |             | 2.50   | 1.25 | 1.00 | 0.75 |    |    |    |    |    |    |     | 1.00            |
|  |      |             | 0.00   | 0.00 | 0.00 | 0.00 |    |    |    |    |    |    |     |                 |
| Performance/Execution                                  |      |             | 2.50   | 1.00 | 0.75 | 1.00 |    |    |    |    |    |    |     | 0.92            |
| <b>Judges Total Program Component Score (factored)</b> |      |             |        |      |      |      |    |    |    |    |    |    |     | <b>4.80</b>     |

|                   |             |
|-------------------|-------------|
| <b>Deductions</b> | <b>0.00</b> |
|-------------------|-------------|

< Under-rotated jump    << Downgraded jump

| Pl. Name             | Nation     | Start No  | Total Segment Score | Total Element Score | Total Program Component Score (factored) | Deductions  |
|----------------------|------------|-----------|---------------------|---------------------|--|-------------|
|                      |            |           | =                   | +                   | +  | -           |
| <b>9 Srna RELJIC</b> | <b>SRB</b> | <b>11</b> | <b>6.28</b>         | <b>1.90</b>         | <b>4.38</b>                              | <b>0.00</b> |

| # Executed Elements                                    | Info | Base Value  | GOE    | J1   | J2   | J3   | J4 | J5 | J6 | J7 | J8 | J9 | Ref | Scores of Panel |
|--|------|-------------|--------|------|------|------|----|----|----|----|----|----|-----|-----------------|
| 1  |      | 1.00        | -0.10  | 0    | 0    | -1   |    |    |    |    |    |    |     | 0.90            |
| 2  |      | 0.40        | -0.07  | -1   | -1   | 0    |    |    |    |    |    |    |     | 0.33            |
| 3  |      | 0.00        | 0.00   | -    | -    | -    |    |    |    |    |    |    |     | 0.00            |
| 4  |      | 0.70        | -0.03  | 0    | 0    | -1   |    |    |    |    |    |    |     | 0.67            |
| 5  |      | 0.00        | 0.00   | -    | -    | -    |    |    |    |    |    |    |     | 0.00            |
| 6  | *    | 0.00        | 0.00   | -    | -    | -    |    |    |    |    |    |    |     | 0.00            |
| 7  | <<   | 0.00        | 0.00   | -    | -    | -    |    |    |    |    |    |    |     | 0.00            |
|  |      | <b>2.10</b> |        |      |      |      |    |    |    |    |    |    |     | <b>1.90</b>     |
| <b>Program Components</b>                              |      |             | Factor |      |      |      |    |    |    |    |    |    |     |                 |
| Skating Skills   |      |             | 2.50   | 0.75 | 1.00 | 1.00 |    |    |    |    |    |    |     | 0.92            |
|  |      |             | 0.00   | 0.00 | 0.00 | 0.00 |    |    |    |    |    |    |     |                 |
| Performance/Execution                                  |      |             | 2.50   | 0.50 | 0.75 | 1.25 |    |    |    |    |    |    |     | 0.83            |
| <b>Judges Total Program Component Score (factored)</b> |      |             |        |      |      |      |    |    |    |    |    |    |     | <b>4.38</b>     |

|                   |             |
|-------------------|-------------|
| <b>Deductions</b> | <b>0.00</b> |
|-------------------|-------------|

<< Downgraded jump    \* Invalid element

# KADETKINJE C FREE SKATING      JUDGES DETAILS PER SKATER

| Pl. | Name       | Nation | Start<br>No | Total<br>Segment<br>Score<br>= | Total<br>Element<br>Score<br>+ | Total<br>Program Component<br>Score (factored)<br>+ | Deductions<br>- |
|-----|------------|--------|-------------|--------------------------------|--------------------------------|---|-----------------|
| 10  | Masa DINIC | SRB    | 8           | 6.09                           | 2.33                           | 3.76  | 0.00            |

| #  | Executed Elements | Info | Base Value  | GOE    | J1   | J2   | J3   | J4 | J5 | J6 | J7 | J8 | J9 | Ref | Scores of Panel |
|--|-------------------|------|-------------|--------|------|------|------|----|----|----|----|----|----|-----|-----------------|
| 1  | 1S+1Lo<           | <    | 0.80        | -0.17  | -1   | -2   | -2   |    |    |    |    |    |    |     | 0.63            |
| 2  | 1F<<              | <<   | 0.00        | 0.00   | -    | -    | -    |    |    |    |    |    |    |     | 0.00            |
| 3  | USpB              |      | 1.00        | -0.40  | -1   | -1   | -2   |    |    |    |    |    |    |     | 0.60            |
| 4  | ChSq              |      | 0.00        | 0.00   | -    | -    | -    |    |    |    |    |    |    |     | 0.00            |
| 5  | 1Lz               | e    | 0.60        | -0.27  | -2   | -3   | -3   |    |    |    |    |    |    |     | 0.33            |
| 6  | 1Lz+1T            | e    | 1.00        | -0.23  | -2   | -3   | -2   |    |    |    |    |    |    |     | 0.77            |
| 7  | SSp               |      | 0.00        | 0.00   | -    | -    | -    |    |    |    |    |    |    |     | 0.00            |
|  |                   |      | <b>3.40</b> |        |      |      |      |    |    |    |    |    |    |     | <b>2.33</b>     |
| <b>Program Components</b>                              |                   |      |             | Factor |      |      |      |    |    |    |    |    |    |     |                 |
| Skating Skills   |                   |      |             | 2.50   | 0.75 | 0.75 | 0.75 |    |    |    |    |    |    |     | 0.75            |
|  |                   |      |             | 0.00   | 0.00 | 0.00 | 0.00 |    |    |    |    |    |    |     |                 |
| Performance/Execution                                  |                   |      |             | 2.50   | 0.50 | 0.75 | 1.00 |    |    |    |    |    |    |     | 0.75            |
| <b>Judges Total Program Component Score (factored)</b> |                   |      |             |        |      |      |      |    |    |    |    |    |    |     | <b>3.76</b>     |

|                   |             |
|-------------------|-------------|
| <b>Deductions</b> | <b>0.00</b> |
|-------------------|-------------|

< Under-rotated jump   << Downgraded jump   e Jump take off with wrong edge

| Pl. | Name             | Nation | Start<br>No | Total<br>Segment<br>Score<br>= | Total<br>Element<br>Score<br>+ | Total<br>Program Component<br>Score (factored)<br>+ | Deductions<br>- |
|-----|------------------|--------|-------------|--------------------------------|--------------------------------|---|-----------------|
| 11  | Ana JEZDIMIROVIC | SRB    | 6           | 5.19                           | 1.43                           | 3.76  | 0.00            |

| #  | Executed Elements | Info | Base Value  | GOE    | J1   | J2   | J3   | J4 | J5 | J6 | J7 | J8 | J9 | Ref | Scores of Panel |
|--|-------------------|------|-------------|--------|------|------|------|----|----|----|----|----|----|-----|-----------------|
| 1  | 1W+1Lo            |      | 0.80        | -0.07  | 0    | -1   | -1   |    |    |    |    |    |    |     | 0.73            |
| 2  | ChSq              |      | 0.00        | 0.00   | -    | -    | -    |    |    |    |    |    |    |     | 0.00            |
| 3  | 1S<+1T            | <    | 0.70        | -0.20  | -2   | -2   | -2   |    |    |    |    |    |    |     | 0.50            |
| 4  | USp               |      | 0.00        | 0.00   | -    | -    | -    |    |    |    |    |    |    |     | 0.00            |
| 5  | 1S                |      | 0.40        | -0.20  | -2   | -1   | -3   |    |    |    |    |    |    |     | 0.20            |
| 6  | USp               |      | 0.00        | 0.00   | -    | -    | -    |    |    |    |    |    |    |     | 0.00            |
| 7  | 1Lo<<             | <<   | 0.00        | 0.00   | -    | -    | -    |    |    |    |    |    |    |     | 0.00            |
|  |                   |      | <b>1.90</b> |        |      |      |      |    |    |    |    |    |    |     | <b>1.43</b>     |
| <b>Program Components</b>                              |                   |      |             | Factor |      |      |      |    |    |    |    |    |    |     |                 |
| Skating Skills   |                   |      |             | 2.50   | 0.75 | 0.75 | 1.00 |    |    |    |    |    |    |     | 0.83            |
|  |                   |      |             | 0.00   | 0.00 | 0.00 | 0.00 |    |    |    |    |    |    |     |                 |
| Performance/Execution                                  |                   |      |             | 2.50   | 0.50 | 0.50 | 1.00 |    |    |    |    |    |    |     | 0.67            |
| <b>Judges Total Program Component Score (factored)</b> |                   |      |             |        |      |      |      |    |    |    |    |    |    |     | <b>3.76</b>     |

|                   |             |
|-------------------|-------------|
| <b>Deductions</b> | <b>0.00</b> |
|-------------------|-------------|

< Under-rotated jump   << Downgraded jump

printed: 14.12.2012 18:34:49