


Trofej Beograda u umetničkom klizanju 2015.



Protokol

Organizator: Klizački savez Beograda

Pokrovitelj: Sekretarijat za sport i omladinu Beograda

Beograd, 26-27 mart 2015.

JUNIORKE

Ledena dvorana	26 mar 2015 27 mar 2015	Short Program Free Skating
-----------------------	----------------------------	-------------------------------

Size of Skating Area	:	30m*60m
Ice Conditions	:	very good
Number of Entries	:	5
Number of Participants	:	5

Entry Withdrawn	:	
-----------------	---	--

Short Program			
Duration	:	2:50	Max.
Segment Factor	:	1,00	
Program Component Factors			
	Skating Skills		0.80
	Transitions/Linking Footwork/Movement		0.80
	Performance/Execution		0.80
	Choreography/Composition		0.80
	Interpretation		0.80

Free Skating			
Duration	:	3:30	+ - 10 Sec.
Segment Factor	:	1,00	
Program Components Factors			
	Skating Skills		1.60
	Transitions/Linking Footwork/Movement		1.60
	Performance/Execution		1.60
	Choreography/Composition		1.60
	Interpretation		1.60

PANEL OF JUDGES

JUNIORKE

Officials

Technical Controller	Ms. Katarina GROF MITROVIC	SRB
Technical Specialist	Ms. Ksenija JASTSENJSKI SIMIC	SRB
Assistant Technical Specialist	Ms. Vojislava VASOVIC	SRB

Judges

Referee	Ms. Milica MILANOVIC	SRB
Judge No.1	Ms. Milica MILANOVIC	SRB
Judge No.2	Ms. Krunoslava CUMIC	SRB
Judge No.3	Ms. Natasa DANON	SRB

Data/Replay Operator

Data Operator	Mr. Sasa KARAKLAJIC	SRB
----------------------	---------------------	-----

RESULTS

JUNIORKE FINAL RESULT


Pl. Name	Nation	Total Score	SP	FS
1 Antonina DUBININA HEP - Helena Pajovic Beograd	RUS	113,01	1	1
2 Jovana TOMOVIC OLK - Olimpik Beograd	SRB	88,70	2	2
3 Sandra RISTIVOJEVIC SRB - Serbian Skating Association	SRB	75,01	3	5
4 Zona APOSTOLOVIC PIO - Pionir Beograd	SRB	74,81	4	3
5 Andjela MILJEVIC OLK - Olimpik Beograd	SRB	68,19	5	4

Ms. Milica MILANOVIC SRB

Referee 

Printed: 27.3.2015 13:04:23

Ms. Katarina GROF MITROVIC SRB

Technical Controller 

RESULTS

JUNIORKE SHORT PROGRAM

Pl.	Name	Nation	Total Segment Score
1	Antonina DUBININA	RUS	39.76
2	Jovana TOMOVIC	SRB	31.48
3	Sandra RISTIVOJEVIC	SRB	28.49
4	Zona APOSTOLOVIC	SRB	25.06
5	Andjela MILJEVIC	SRB	21.61

Printed: 30.3.2015 8:33:42

JUNIORKE SHORT PROGRAM

JUDGES DETAILS PER SKATER

Rank	Name	Nation	Starting Number	Total Segment Score	Total Element Score	Program Component Score (factored)	Total Deductions
1	Antonina DUBININA	RUS	1	39.76	20.90	18.86	0.00

#	Executed Elements	Info	Base Value	GOE	J1	J2	J3	J4	J5	J6	J7	J8	J9	Ref	Scores of Panel	
1	3S+2T		5.50	0.00	0	0	0								5.50	
2	3Lze	e	4.20	-1.63	-3	-3	-1								2.57	
3	LSp4		2.70	0.83	2	2	1								3.53	
4	StSq2		2.60	0.17	0	1	0								2.77	
5	1A*	*	0.00	0.00	-	-	-								0.00	
6	FCSp4		3.20	0.33	0	1	1								3.53	
7	CCoSp3p4		3.50	-0.50	-2	-2	-1								3.00	
			21.70												20.90	
Program Components				Factor												
Skating Skills				0.80	4.75	4.75	4.75									4.75
Transitions/Linking Footwork/Movement				0.80	4.25	4.75	4.75									4.58
Performance/Execution				0.80	4.50	5.00	4.75									4.75
Choreography/Composition				0.80	4.50	5.00	4.75									4.75
Interpretation				0.80	4.25	5.00	5.00									4.75
Judges Total Program Component Score (factored)															18.86	

Deductions	0.00
-------------------	-------------

* Invalid element x Credit for highlight distribution, base value multiplied by 1.1 e Jump take off with wrong edge

Rank	Name	Nation	Starting Number	Total Segment Score	Total Element Score	Program Component Score (factored)	Total Deductions
2	Jovana TOMOVIC	SRB	5	31.48	17.68	14.80	1.00

#	Executed Elements	Info	Base Value	GOE	J1	J2	J3	J4	J5	J6	J7	J8	J9	Ref	Scores of Panel	
1	2Lo+2Lo<	<	3.10	-0.50	-2	-2	-1								2.60	
2	2A<<	<<	1.10	-0.60	-3	-3	-3								0.50	
3	FCSp4		3.20	0.50	1	1	1								3.70	
4	2Lz	x	2.31	-0.10	-1	0	0								2.21	
5	CCoSp3p4		3.50	0.17	1	0	0								3.67	
6	StSq2		2.60	0.00	0	0	0								2.60	
7	LSp3		2.40	0.00	0	0	0								2.40	
			18.21												17.68	
Program Components				Factor												
Skating Skills				0.80	3.75	3.50	3.75									3.67
Transitions/Linking Footwork/Movement				0.80	3.50	3.50	3.50									3.50
Performance/Execution				0.80	3.75	3.75	3.50									3.67
Choreography/Composition				0.80	3.75	4.00	3.75									3.83
Interpretation				0.80	3.75	4.00	3.75									3.83
Judges Total Program Component Score (factored)															14.80	

Deductions	Falls: -1.00	-1.00
-------------------	--------------	--------------

< Under-rotated jump << Downgraded jump x Credit for highlight distribution, base value multiplied by 1.1

JUNIORKE SHORT PROGRAM

JUDGES DETAILS PER SKATER

Rank	Name	Nation	Starting Number	Total Segment Score	Total Element Score	Program Component Score (factored)	Total Deductions
3	Sandra RISTIVOJEVIC	SRB	4	28.49	14.17	16.32	2.00

#	Executed Elements	Info	Base Value	GOE	J1	J2	J3	J4	J5	J6	J7	J8	J9	Ref	Scores of Panel	
1	3T+2T		5.40	-2.10	-3	-3	-3								3.30	
2	2A		3.30	-1.50	-3	-3	-3								1.80	
3	2Lze	e	1.50	-0.50	-2	-2	-1								1.00	
4	CCoSp3p3		3.00	-0.10	-1	0	0								2.90	
5	StSq2		2.60	-0.33	-1	-1	0								2.27	
6	FCSp		0.00	0.00	-	-	-								0.00	
7	LSp3		2.40	0.50	1	2	0								2.90	
			18.20												14.17	
Program Components				Factor												
	Skating Skills			0.80	4.25	4.00	4.00									4.08
	Transitions/Linking Footwork/Movement			0.80	4.00	4.00	3.75									3.92
	Performance/Execution			0.80	3.50	4.25	3.75									3.83
	Choreography/Composition			0.80	4.25	4.50	4.25									4.33
	Interpretation			0.80	4.50	4.50	3.75									4.25
Judges Total Program Component Score (factored)															16.32	

Deductions	Falls: -2.00	-2.00
-------------------	--------------	--------------

e Jump take off with wrong edge

Rank	Name	Nation	Starting Number	Total Segment Score	Total Element Score	Program Component Score (factored)	Total Deductions
4	Zona APOSTOLOVIC	SRB	2	25.06	11.60	15.46	2.00

#	Executed Elements	Info	Base Value	GOE	J1	J2	J3	J4	J5	J6	J7	J8	J9	Ref	Scores of Panel	
1	2A<<	<<	1.10	-0.60	-3	-3	-3								0.50	
2	LSp4		2.70	0.50	1	1	1								3.20	
3	2F+COMBO		1.90	-0.90	-3	-3	-3								1.00	
4	1Lz*	*	0.00	x 0.00	-	-	-								0.00	
5	FCSp1		1.90	-0.10	-1	0	0								1.80	
6	StSq2		2.60	0.00	0	0	0								2.60	
7	CCoSp3p2		2.50	0.00	0	0	0								2.50	
			12.70												11.60	
Program Components				Factor												
	Skating Skills			0.80	3.25	3.75	3.75									3.58
	Transitions/Linking Footwork/Movement			0.80	3.25	4.00	3.50									3.58
	Performance/Execution			0.80	3.50	4.00	3.75									3.75
	Choreography/Composition			0.80	4.25	4.25	4.00									4.17
	Interpretation			0.80	4.25	4.50	4.00									4.25
Judges Total Program Component Score (factored)															15.46	

Deductions	Falls: -2.00	-2.00
-------------------	--------------	--------------

<< Downgraded jump * Invalid element x Credit for highlight distribution, base value multiplied by 1.1

JUNIORKE SHORT PROGRAM

JUDGES DETAILS PER SKATER

Rank	Name	Nation	Starting Number	Total Segment Score	Total Element Score	Program Score (factored)	Total Component Score (factored)	Total Deductions
5	Andjela MILJEVIC	SRB	3	21.61	9.87		12.74	1.00

#	Executed Elements	Info	Base Value	GOE	J1	J2	J3	J4	J5	J6	J7	J8	J9	Ref	Scores of Panel
1	2Lz		2.10	-0.10	0	-1	0								2.00
2	2F+1T*	*	1.90	-0.80	-3	-3	-2								1.10
3	CCoSp2p2		1.80	-0.60	-2	-3	-1								1.20
4	StSq2		2.60	-0.33	-1	-1	0								2.27
5	1A*	*	0.00	x 0.00	-	-	-								0.00
6	FCSp1		1.90	-0.50	-2	-2	-1								1.40
7	LSp2		1.90	0.00	0	0	0								1.90
			12.20												9.87
	Program Components			Factor											
	Skating Skills			0.80	3.25	3.00	3.25								3.17
	Transitions/Linking Footwork/Movement			0.80	3.00	3.00	3.00								3.00
	Performance/Execution			0.80	3.00	3.25	3.25								3.17
	Choreography/Composition			0.80	3.25	3.25	3.50								3.33
	Interpretation			0.80	3.25	3.25	3.25								3.25
	Judges Total Program Component Score (factored)														12.74

Deductions	Falls: -1.00	-1.00
-------------------	--------------	--------------

* Invalid element x Credit for highlight distribution, base value multiplied by 1.1

printed: 26.3.2015 13:00:17

RESULTS

JUNIORKE FREE SKATING

Pl.	Name	Nation	Total Segment Score
1	Antonina DUBININA	RUS	73.25
2	Jovana TOMOVIC	SRB	57.22
3	Zona APOSTOLOVIC	SRB	49.75
4	Andjela MILJEVIC	SRB	46.58
5	Sandra RISTIVOJEVIC	SRB	46.52

Printed: 30.3.2015 8:33:57

JUNIORKE FREE SKATING

JUDGES DETAILS PER SKATER

Rank	Name	Nation	Starting Number	Total Segment Score	Total Element Score	Program Component Score (factored)	Total Deductions
1	Antonina DUBININA	RUS	5	73.25	37.71	36.54	1.00

#	Executed Elements	Info	Base Value	GOE	J1	J2	J3	J4	J5	J6	J7	J8	J9	Ref	Scores of Panel
1	2A+1Lo+2S		5.10	0.00	0	0	0								5.10
2	3F+2T		6.60	-1.87	-3	-3	-2								4.73
3	3F		5.30	0.00	0	0	0								5.30
4	2S+2T		2.60	0.07	0	1	0								2.67
5	FCCoSp3p4		3.50	0.00	0	0	0								3.50
6	2A		3.63	x -0.17	-1	0	0								3.46
7	StSq2		2.60	-1.50	-3	-3	-3								1.10
8	3T<<	<<	1.43	x -0.60	-3	-3	-3								0.83
9	3S		4.62	x 0.00	0	0	0								4.62
10	CCoSp3p4		3.50	0.17	1	0	0								3.67
11	LSp3		2.40	0.33	1	1	0								2.73
			41.28												37.71
	Program Components			Factor											
	Skating Skills			1.60	4.75	4.75	4.50								4.67
	Transitions/Linking Footwork/Movement			1.60	4.25	4.25	4.25								4.25
	Performance/Execution			1.60	4.50	4.50	4.50								4.50
	Choreography/Composition			1.60	4.75	4.75	4.75								4.75
	Interpretation			1.60	4.50	4.75	4.75								4.67
	Judges Total Program Component Score (factored)														36.54

Deductions	Falls: -1.00	-1.00
-------------------	--------------	--------------

<< Downgraded jump x Credit for highlight distribution, base value multiplied by 1.1

Rank	Name	Nation	Starting Number	Total Segment Score	Total Element Score	Program Component Score (factored)	Total Deductions
2	Jovana TOMOVIC	SRB	4	57.22	27.48	29.74	0.00

#	Executed Elements	Info	Base Value	GOE	J1	J2	J3	J4	J5	J6	J7	J8	J9	Ref	Scores of Panel
1	2Lz		2.10	0.10	1	0	0								2.20
2	2A<<	<<	1.10	-0.53	-3	-3	-2								0.57
3	2F+2Lo		3.70	0.00	0	0	0								3.70
4	FCCoSp3p3		3.00	-0.20	-1	0	-1								2.80
5	StSq2		2.60	0.00	0	0	0								2.60
6	2S		1.43	x 0.07	1	0	0								1.50
7	2Lz+2T		3.74	x -0.20	0	-1	-1								3.54
8	2F+1Lo<<+2T+SEQ	<<	2.82	x -0.40	-1	-2	-1								2.42
9	FSSp3		2.60	0.00	0	0	0								2.60
10	2Lo		1.98	x -0.10	-1	0	0								1.88
11	CCoSp3p4		3.50	0.17	0	1	0								3.67
			28.57												27.48
	Program Components			Factor											
	Skating Skills			1.60	4.00	3.75	3.50								3.75
	Transitions/Linking Footwork/Movement			1.60	3.50	3.50	3.25								3.42
	Performance/Execution			1.60	4.00	3.75	3.25								3.67
	Choreography/Composition			1.60	4.00	4.00	3.50								3.83
	Interpretation			1.60	4.00	4.00	3.75								3.92
	Judges Total Program Component Score (factored)														29.74

Deductions		0.00
-------------------	--	-------------

<< Downgraded jump x Credit for highlight distribution, base value multiplied by 1.1

JUNIORKE FREE SKATING

JUDGES DETAILS PER SKATER

Rank	Name	Nation	Starting Number	Total Segment Score	Total Element Score	Program Component Score (factored)	Total Deductions
3	Zona APOSTOLOVIC	SRB	2	49.75	22.35	28.40	1.00

#	Executed Elements	Info	Base Value	GOE	J1	J2	J3	J4	J5	J6	J7	J8	J9	Ref	Scores of Panel	
1	2F		1.90	-0.90	-3	-3	-3								1.00	
2	2Lo		1.80	-0.20	-1	0	-1								1.60	
3	2Lz		2.10	-0.50	-2	-2	-1								1.60	
4	FCCoSp3p4		3.50	0.17	0	1	0								3.67	
5	2Lo+1Lo+2S		3.60	-0.50	-2	-1	-2								3.10	
6	2F	x	2.09	-0.40	-1	-2	-1								1.69	
7	LSp2		1.90	-0.30	-1	-1	-1								1.60	
8	StSq2		2.60	-0.33	-1	-1	0								2.27	
9	2T+1A+SEQ	x	2.11	0.00	0	0	0								2.11	
10	1T	x	0.44	-0.03	-1	0	0								0.41	
11	CCoSp3p4		3.50	-0.20	-1	0	-1								3.30	
			25.54												22.35	
Program Components				Factor												
Skating Skills				1.60	3.25	3.50	3.50									3.42
Transitions/Linking Footwork/Movement				1.60	3.25	3.75	3.25									3.42
Performance/Execution				1.60	3.00	3.50	3.25									3.25
Choreography/Composition				1.60	3.75	4.25	3.50									3.83
Interpretation				1.60	3.75	4.25	3.50									3.83
Judges Total Program Component Score (factored)																28.40

Deductions	Falls: -1.00	-1.00
-------------------	--------------	--------------

x Credit for highlight distribution, base value multiplied by 1.1

Rank	Name	Nation	Starting Number	Total Segment Score	Total Element Score	Program Component Score (factored)	Total Deductions
4	Andjela MILJEVIC	SRB	1	46.58	22.18	24.40	0.00

#	Executed Elements	Info	Base Value	GOE	J1	J2	J3	J4	J5	J6	J7	J8	J9	Ref	Scores of Panel	
1	2Lz+2T		3.40	-0.60	-3	-2	-1								2.80	
2	2F		1.90	0.00	0	0	0								1.90	
3	2S+2Lo<	<	2.60	-0.80	-3	-3	-2								1.80	
4	StSq2		2.60	0.00	0	0	0								2.60	
5	1A+2Lo<	<	2.40	-0.40	-1	-2	-1								2.00	
6	CCoSp3p4		3.50	0.00	0	0	0								3.50	
7	2Lz	x	2.31	-0.10	-1	0	0								2.21	
8	2F<	<	1.54	-0.40	-1	-2	-1								1.14	
9	FCCoSp3p1		2.00	-0.30	-2	-1	0								1.70	
10	2T	x	1.43	0.00	0	0	0								1.43	
11	LSp1		1.50	-0.40	-2	-1	-1								1.10	
			25.18												22.18	
Program Components				Factor												
Skating Skills				1.60	3.25	3.25	3.25									3.25
Transitions/Linking Footwork/Movement				1.60	2.75	3.00	3.00									2.92
Performance/Execution				1.60	3.00	3.00	3.00									3.00
Choreography/Composition				1.60	2.50	3.25	3.50									3.08
Interpretation				1.60	2.75	3.00	3.25									3.00
Judges Total Program Component Score (factored)																24.40

Deductions		0.00
-------------------	--	-------------

< Under-rotated jump x Credit for highlight distribution, base value multiplied by 1.1

JUNIORKE FREE SKATING

JUDGES DETAILS PER SKATER

Rank	Name	Nation	Starting Number	Total Segment Score	Total Element Score	Program Score (factored)	Total Component Score (factored)	Total Deductions
5	Sandra RISTIVOJEVIC	SRB	3	46.52	21.32		27.20	2.00

#	Executed Elements	Info	Base Value	GOE	J1	J2	J3	J4	J5	J6	J7	J8	J9	Ref	Scores of Panel
1	3Lo		5.10	-2.10	-3	-3	-3								3.00
2	3T		4.10	-1.63	-3	-1	-3								2.47
3	2Lo+2T		3.10	-0.10	-1	0	0								3.00
4	3T<+REP	<	2.10	-2.10	-3	-3	-3								0.00
5	FCSp3		2.80	0.17	0	1	0								2.97
6	2Lo	x	1.98	-0.10	-1	0	0								1.88
7	StSq2		2.60	0.00	0	0	0								2.60
8	A	x	0.00	0.00	-	-	-								0.00
9	CoSp3p3		2.50	0.00	0	0	0								2.50
10	LSp3		2.40	0.50	1	2	0								2.90
			26.68												21.32
	Program Components			Factor											
	Skating Skills			1.60	4.00	3.75	3.75								3.83
	Transitions/Linking Footwork/Movement			1.60	3.25	3.50	3.00								3.25
	Performance/Execution			1.60	3.25	3.50	3.00								3.25
	Choreography/Composition			1.60	3.00	3.50	3.25								3.25
	Interpretation			1.60	3.00	3.75	3.50								3.42
	Judges Total Program Component Score (factored)														27.20

Deductions	Falls: -2.00	-2.00
-------------------	--------------	--------------

< Under-rotated jump x Credit for highlight distribution, base value multiplied by 1.1

printed: 27.3.2015 13:09:48

MLADJE JUNIORKE

Ledena dvorana	26 mar 2015 27 mar 2015	Short Program Free Skating
-----------------------	----------------------------	-------------------------------

Size of Skating Area	:	30m*60m
Ice Conditions	:	very good
Number of Entries	:	2
Number of Participants	:	2

Entry Withdrawn	:	
-----------------	---	--

Short Program			
Duration	:	2:30	Max.
Segment Factor	:	1,00	
Program Component Factors			
	Skating Skills		0.80
	Transitions		0.80
	Performance/Execution		0.80
	Interpretation		0.80

Free Skating			
Duration	:	3:00	+ - 10 Sec.
Segment Factor	:	1,00	
Program Components Factors			
	Skating Skills		1.60
	Transitions		1.60
	Performance/Execution		1.60
	Interpretation		1.60

PANEL OF JUDGES

MLADJE JUNIORKE

Officials

Technical Controller	Ms. Katarina GROF MITROVIC	SRB
Technical Specialist	Ms. Ljubov PETROVIC	SRB
Assistant Technical Specialist	Ms. Vojislava VASOVIC	SRB

Judges

Referee	Ms. Milica MILANOVIC	SRB
Judge No.1	Ms. Milica MILANOVIC	SRB
Judge No.2	Ms. Krunoslava CUMIC	SRB
Judge No.3	Ms. Ivana ZIVKOVIC	SRB

Data/Replay Operator

Data Operator	Mr. Sasa KARAKLAJIC	SRB
----------------------	---------------------	-----

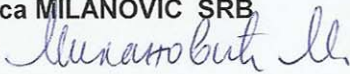
RESULTS

MLADJE JUNIORKE FINAL RESULT

Pl. Name	Nation	Total Score	SP	FS
1 Leona ROGIC SPA - Spartak Subotica	SRB	67,87	1	1
2 Nevena MIHAJLOVIC OLK - Olimpik Beograd	SRB	60,88	2	2

Ms. Milica MILANOVIC SRB

Referee



Printed: 27.3.2015 12:25:10

Ms. Katarina GROF MITROVIC SRB

Technical Controller



RESULTS

MLADJE JUNIORKE SHORT PROGRAM

Pl.	Name	Nation	Total Segment Score
1	Leona ROGIC	SRB	24.59
2	Nevena MIHAJLOVIC	SRB	21.87

Printed: 30.3.2015 8:34:11

MLADJE JUNIORKE SHORT PROGRAM

JUDGES DETAILS PER SKATER

Rank	Name	Nation	Starting Number	Total Segment Score	Total Element Score	Program Component Score (factored)	Total Deductions
1	Leona ROGIC	SRB	1	24.59	14.27	10.32	0.00

#	Executed Elements	Info	Base Value	GOE	J1	J2	J3	J4	J5	J6	J7	J8	J9	Ref	Scores of Panel
1	1A		1.10	0.20	1	1	1								1.30
2	2Lz		2.10	-0.10	0	-1	0								2.00
3	CCoSp3p3		3.00	0.07	1	-1	0								3.07
4	StSq2		2.60	0.00	0	0	0								2.60
5	2F+2Lo		3.70	0.00	0	0	0								3.70
6	LSp2		1.90	-0.30	-1	-1	-1								1.60
			14.40												14.27
	Program Components			Factor											
	Skating Skills			0.80	3.50	3.50	3.00								3.33
	Transitions			0.80	3.25	3.00	2.75								3.00
	Performance/Execution			0.80	3.50	3.25	3.25								3.33
	Interpretation			0.80	3.25	3.25	3.25								3.25
	Judges Total Program Component Score (factored)														10.32

Deductions	0.00
-------------------	-------------

Rank	Name	Nation	Starting Number	Total Segment Score	Total Element Score	Program Component Score (factored)	Total Deductions
2	Nevena MIHAJLOVIC	SRB	2	21.87	12.93	8.94	0.00

#	Executed Elements	Info	Base Value	GOE	J1	J2	J3	J4	J5	J6	J7	J8	J9	Ref	Scores of Panel
1	2Lo+2Lo		3.60	0.00	0	0	0								3.60
2	1A		1.10	0.00	0	0	0								1.10
3	CCoSp3p3		3.00	0.33	1	1	0								3.33
4	StSq1		1.80	0.00	0	0	0								1.80
5	2F		1.90	0.00	0	0	0								1.90
6	LSp1		1.50	-0.30	-1	-1	-1								1.20
			12.90												12.93
	Program Components			Factor											
	Skating Skills			0.80	3.25	2.75	2.75								2.92
	Transitions			0.80	3.00	2.50	2.50								2.67
	Performance/Execution			0.80	3.25	2.50	2.75								2.83
	Interpretation			0.80	3.25	2.50	2.50								2.75
	Judges Total Program Component Score (factored)														8.94

Deductions	0.00
-------------------	-------------

RESULTS

MLADJE JUNIORKE FREE SKATING

Pl.	Name	Nation	Total Segment Score
1	Leona ROGIC	SRB	43.28
2	Nevena MIHAJLOVIC	SRB	39.01

Printed: 30.3.2015 8:34:28

MLADJE JUNIORKE FREE SKATING

JUDGES DETAILS PER SKATER

Rank	Name	Nation	Starting Number	Total Segment Score	Total Element Score	Program Component Score (factored)	Total Deductions
1	Leona ROGIC	SRB	2	43.28	21.20	23.08	1.00

#	Executed Elements	Info	Base Value	GOE	J1	J2	J3	J4	J5	J6	J7	J8	J9	Ref	Scores of Panel
1	2Lz+2Lo		3.90	0.00	1	-1	0								3.90
2	2F		1.90	0.00	0	0	0								1.90
3	3S<<	<<	1.30	-0.60	-3	-3	-3								0.70
4	FCCoSp3p2		2.50	0.00	0	0	0								2.50
5	StSq2		2.60	0.00	0	0	0								2.60
6	2Lz		2.10	0.30	1	1	1								2.40
7	2F		1.90	0.30	1	1	1								2.20
8	1A+2T		2.40	-0.40	-3	-2	-1								2.00
9	CCoSp3p3		3.00	0.00	0	0	0								3.00
			21.60												21.20
Program Components				Factor											
	Skating Skills			1.60	3.75	3.75	3.50								3.67
	Transitions			1.60	3.50	3.50	3.25								3.42
	Performance/Execution			1.60	4.00	3.50	3.50								3.67
	Interpretation			1.60	3.75	3.75	3.50								3.67
Judges Total Program Component Score (factored)															23.08

Deductions	Falls: -1.00	-1.00
-------------------	--------------	--------------

<< Downgraded jump

Rank	Name	Nation	Starting Number	Total Segment Score	Total Element Score	Program Component Score (factored)	Total Deductions
2	Nevena MIHAJLOVIC	SRB	1	39.01	20.27	19.74	1.00

#	Executed Elements	Info	Base Value	GOE	J1	J2	J3	J4	J5	J6	J7	J8	J9	Ref	Scores of Panel
1	2S+2Lo		3.10	-0.10	-1	0	0								3.00
2	2Lz<	<	1.50	-0.90	-3	-3	-3								0.60
3	2Lo		1.80	0.20	0	1	1								2.00
4	2F+2T		3.20	-0.30	-1	-1	-1								2.90
5	FCCoSp3p3		3.00	-0.40	-2	-1	-1								2.60
6	StSq2		2.60	0.00	0	0	0								2.60
7	1A		1.10	0.07	1	0	0								1.17
8	2F		1.90	0.00	0	0	0								1.90
9	CCoSp3p3		3.00	0.50	1	1	1								3.50
			21.20												20.27
Program Components				Factor											
	Skating Skills			1.60	3.25	3.50	3.00								3.25
	Transitions			1.60	2.75	3.25	2.75								2.92
	Performance/Execution			1.60	3.25	3.00	2.75								3.00
	Interpretation			1.60	3.25	3.25	3.00								3.17
Judges Total Program Component Score (factored)															19.74

Deductions	Falls: -1.00	-1.00
-------------------	--------------	--------------

< Under-rotated jump

KADETKINJE A

Ledena dvorana	27 mar 2015	Free Skating
----------------	-------------	--------------

Size of Skating Area	:	30m*60m
Ice Conditions	:	very good
Number of Entries	:	9
Number of Participants	:	9

Entry Withdrawn	:	
-----------------	---	--

Free Skating			
Duration	:	2:30	+ - 10 Sec.
Segment Factor	:	1,00	
Program Component Factors		Skating Skills	2.50
		Performance/Execution	2.50

PANEL OF JUDGES

KADETKINJE A

Officials

Technical Controller	Ms. Katarina GROF MITROVIC	SRB
Technical Specialist	Ms. Vojislava VASOVIC	SRB

Judges

Referee	Ms. Krunoslava CUMIC	SRB
Judge No.1	Ms. Krunoslava CUMIC	SRB
Judge No.2	Ms. Ivana ZIVKOVIC	SRB
Judge No.3	Ms. Natasa DANON	SRB

Data/Replay Operator


Data Operator	Mr. Nenad RAKOVIC	SRB
----------------------	-------------------	-----

RESULTS

KADETKINJE A FINAL RESULT

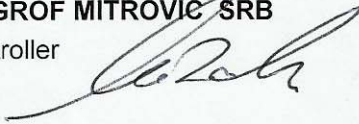
Pl. Name	Nation	Total Score	FS
1 Sara RELJIC OLK - Olimpik Beograd	SRB	27,11	1
2 Marija-Masa JOVANOVIC OLK - Olimpik Beograd	SRB	26,63	2
3 Iva SARAC OLK - Olimpik Beograd	SRB	21,70	3
4 Angela PRILEPCANSKA VDR - Vardar Skopje	MKD	18,30	4
5 Milica KRUNIC MLD - Mladost Beograd	SRB	17,57	5
6 Irma PAKOVIC MLD - Mladost Beograd	SRB	14,89	6
7 Alisa SALJNIKOV MLD - Mladost Beograd	SRB	13,43	7
8 Geogrina STEFANOVSKA VDR - Vardar Skopje	MKD	12,69	8
Withdrawn Mila SKORIC SPA - Spartak Subotica	SRB		

Ms. Krunoslava CUMIC SRB

Referee 

Printed: 27.3.2015 11:46:33

Ms. Katarina GROF MITROVIC SRB

Technical Controller 

KADETKINJE A FREE SKATING

JUDGES DETAILS PER SKATER

Rank	Name	Nation	Starting Number	Total Segment Score	Total Element Score	Program Component Score (factored)	Total Deductions
1	Sara RELJIC	SRB	4	27.11	12.51	14.60	0.00

#	Executed Elements	Info	Base Value	GOE	J1	J2	J3	J4	J5	J6	J7	J8	J9	Ref	Scores of Panel		
1	2S+1Lo		1.80	-0.33	-1	-1	-3								1.47		
2	CCoSp3p2		2.50	0.00	0	0	0								2.50		
3	2T+2T<	<	2.20	-0.33	-2	-1	-2								1.87		
4	1A		1.10	0.00	0	0	0								1.10		
5	StSq1		1.80	0.00	0	0	0								1.80		
6	2S		1.30	0.00	0	0	0								1.30		
7	CSSp2		2.30	0.17	1	0	0								2.47		
			13.00												12.51		
Program Components			Factor														
Skating Skills			2.50		3.25	3.00	2.50										2.92
			0.00		0.00	0.00	0.00										
Performance/Execution			2.50		3.25	3.00	2.50										2.92
Judges Total Program Component Score (factored)															14.60		

Deductions	0.00
-------------------	-------------

< Under-rotated jump

Rank	Name	Nation	Starting Number	Total Segment Score	Total Element Score	Program Component Score (factored)	Total Deductions
2	Marija-Masa JOVANOVIC	SRB	6	26.63	13.67	13.96	1.00

#	Executed Elements	Info	Base Value	GOE	J1	J2	J3	J4	J5	J6	J7	J8	J9	Ref	Scores of Panel		
1	2Lze	e	1.50	-0.70	-2	-2	-3								0.80		
2	2F		1.90	0.00	0	0	0								1.90		
3	1A+2T		2.40	-0.13	-1	0	-1								2.27		
4	CCoSp3p2		2.50	-0.20	-1	-1	0								2.30		
5	2Lo+2Lo		3.60	-0.90	-3	-3	-3								2.70		
6	StSq1		1.80	0.00	0	0	0								1.80		
7	CSSp1		1.90	0.00	0	0	0								1.90		
			15.60												13.67		
Program Components			Factor														
Skating Skills			2.50		2.75	2.75	2.75										2.75
			0.00		0.00	0.00	0.00										
Performance/Execution			2.50		2.75	2.75	3.00										2.83
Judges Total Program Component Score (factored)															13.96		

Deductions	Falls: -1.00	-1.00
-------------------	--------------	--------------

e Jump take off with wrong edge

Rank	Name	Nation	Starting Number	Total Segment Score	Total Element Score	Program Component Score (factored)	Total Deductions
3	Iva SARAC	SRB	3	21.70	9.77	12.93	1.00

#	Executed Elements	Info	Base Value	GOE	J1	J2	J3	J4	J5	J6	J7	J8	J9	Ref	Scores of Panel		
1	2T+1T		1.70	-0.13	-1	-1	0								1.57		
2	CCoSp3p1		2.00	-0.10	0	0	-1								1.90		
3	StSq1		1.80	0.00	0	0	0								1.80		
4	1S		0.40	-0.30	-3	-3	-3								0.10		
5	1A		1.10	0.00	0	0	0								1.10		
6	2S+2Lo<	<	2.60	-0.90	-3	-3	-3								1.70		
7	SSp2		1.60	0.00	0	0	0								1.60		
			11.20												9.77		
Program Components			Factor														
Skating Skills			2.50		3.00	2.50	2.50										2.67
			0.00		0.00	0.00	0.00										
Performance/Execution			2.50		2.75	2.50	2.25										2.50
Judges Total Program Component Score (factored)															12.93		

Deductions	Falls: -1.00	-1.00
-------------------	--------------	--------------

< Under-rotated jump

KADETKINJE A FREE SKATING

JUDGES DETAILS PER SKATER

Rank	Name	Nation	Starting Number	Total Segment Score	Total Element Score	Program Component Score (factored)	Total Deductions
4	Angela PRILEPCANSKA	MKD	8	18.30	6.84	11.46	0.00

#	Executed Elements	Info	Base Value	GOE	J1	J2	J3	J4	J5	J6	J7	J8	J9	Ref	Scores of Panel
1	2S		1.30	0.00	0	0	0								1.30
2	1A+1Lo<	<	1.50	-0.33	-2	-2	-1								1.17
3	CoSp		0.00	0.00	-	-	-								0.00
4	StSqB		1.50	0.00	0	0	0								1.50
5	1A		1.10	0.00	0	0	0								1.10
6	1Lz+1Lo		1.10	-0.03	0	-1	0								1.07
7	USpB		1.00	-0.30	-1	-1	-1								0.70
			7.50												6.84
Program Components			Factor												
Skating Skills			2.50		2.50	2.00	2.25							2.25	
			0.00		0.00	0.00	0.00								
Performance/Execution			2.50		2.25	2.25	2.50							2.33	
Judges Total Program Component Score (factored)														11.46	

Deductions	0.00
-------------------	-------------

< Under-rotated jump

Rank	Name	Nation	Starting Number	Total Segment Score	Total Element Score	Program Component Score (factored)	Total Deductions
5	Milica KRUNIC	SRB	7	17.57	6.94	10.63	0.00

#	Executed Elements	Info	Base Value	GOE	J1	J2	J3	J4	J5	J6	J7	J8	J9	Ref	Scores of Panel
1	1Lz		0.60	-0.03	0	0	-1								0.57
2	CCoSp2pB		1.20	0.00	0	0	0								1.20
3	1A<<	<<	0.00	0.00	-	-	-								0.00
4	StSqB		1.50	0.00	0	0	0								1.50
5	1Lz+1Lo		1.10	-0.03	0	0	-1								1.07
6	1F+1Lo		1.00	0.00	0	0	0								1.00
7	SSp2		1.60	0.00	0	0	0								1.60
			7.00												6.94
Program Components			Factor												
Skating Skills			2.50		2.00	2.25	2.25							2.17	
			0.00		0.00	0.00	0.00								
Performance/Execution			2.50		1.75	2.25	2.25							2.08	
Judges Total Program Component Score (factored)														10.63	

Deductions	0.00
-------------------	-------------

<< Downgraded jump

Rank	Name	Nation	Starting Number	Total Segment Score	Total Element Score	Program Component Score (factored)	Total Deductions
6	Irma PAKOVIC	SRB	2	14.89	5.73	9.16	0.00

#	Executed Elements	Info	Base Value	GOE	J1	J2	J3	J4	J5	J6	J7	J8	J9	Ref	Scores of Panel
1	1F+1Lo		1.00	0.00	0	0	0								1.00
2	1Lz+1Lo		1.10	-0.07	-1	0	-1								1.03
3	CoSp2pB		1.00	0.00	0	0	0								1.00
4	StSqB		1.50	0.00	0	0	0								1.50
5	1F		0.50	0.00	0	0	0								0.50
6	1A<<	<<	0.00	0.00	-	-	-								0.00
7	USpB		1.00	-0.30	-1	-1	-1								0.70
			6.10												5.73
Program Components			Factor												
Skating Skills			2.50		2.00	1.75	1.75							1.83	
			0.00		0.00	0.00	0.00								
Performance/Execution			2.50		1.75	1.75	2.00							1.83	
Judges Total Program Component Score (factored)														9.16	

Deductions	0.00
-------------------	-------------

<< Downgraded jump

KADETKINJE A FREE SKATING

JUDGES DETAILS PER SKATER

Rank	Name	Nation	Starting Number	Total Segment Score	Total Element Score	Program Component Score (factored)	Total Deductions
7	Alisa SALJNIKOV	SRB	9	13.43	5.30	8.13	0.00

#	Executed Elements	Info	Base Value	GOE	J1	J2	J3	J4	J5	J6	J7	J8	J9	Ref	Scores of Panel
1	1S+1Lo		0.90	0.00	0	0	0								0.90
2	CoSp2pB		1.00	-0.30	-1	-1	-1								0.70
3	1Lz		0.60	-0.10	-1	-1	-1								0.50
4	A		0.00	0.00	-	-	-								0.00
5	StSqB		1.50	0.00	0	0	0								1.50
6	1F+1Lo		1.00	-0.10	-1	-1	-1								0.90
7	USpB		1.00	-0.20	-1	0	-1								0.80
			6.00												5.30
	Program Components			Factor											
	Skating Skills			2.50	1.50	1.50	1.75								1.58
				0.00	0.00	0.00	0.00								
	Performance/Execution			2.50	1.75	1.50	1.75								1.67
	Judges Total Program Component Score (factored)														8.13

Deductions	0.00
-------------------	-------------

Rank	Name	Nation	Starting Number	Total Segment Score	Total Element Score	Program Component Score (factored)	Total Deductions
8	Geogrina STEFANOVSKA	MKD	5	12.69	6.13	8.56	2.00

#	Executed Elements	Info	Base Value	GOE	J1	J2	J3	J4	J5	J6	J7	J8	J9	Ref	Scores of Panel
1	1F		0.50	0.00	0	0	0								0.50
2	1A		1.10	-0.60	-3	-3	-3								0.50
3	CoSp2pB		1.00	-0.20	-1	-1	0								0.80
4	1Lo+1T		0.90	-0.27	-3	-2	-3								0.63
5	StSqB		1.50	0.00	0	0	0								1.50
6	1F+1T		0.90	0.00	0	0	0								0.90
7	CUSpB		1.50	-0.20	-1	-1	0								1.30
			7.40												6.13
	Program Components			Factor											
	Skating Skills			2.50	1.75	1.50	2.00								1.75
				0.00	0.00	0.00	0.00								
	Performance/Execution			2.50	1.50	1.50	2.00								1.67
	Judges Total Program Component Score (factored)														8.56

Deductions	Falls: -2.00	-2.00
-------------------	--------------	--------------

printed: 27.3.2015 13:10:17

KADETI B

Ledena dvorana	27 mar 2015	Free Skating
-----------------------	-------------	--------------

Size of Skating Area	:	30m*60m
Ice Conditions	:	very good
Number of Entries	:	2
Number of Participants	:	2

Entry Withdrawn	:	
-----------------	---	--

Free Skating

Duration	:	2:00	+ - 10 Sec.
Segment Factor	:	1,00	

Program Component Factors	Skating Skills	2.50
	Performance/Execution	2.50

PANEL OF JUDGES

KADETI B

Officials

Technical Controller	Ms. Natasa DJOKOVIC	SRB
Technical Specialist	Ms. Vojislava VASOVIC	SRB

Judges

Referee	Ms. Milica MILANOVIC	SRB
Judge No.1	Ms. Milica MILANOVIC	SRB
Judge No.2	Ms. Ivana ZIVKOVIC	SRB
Judge No.3	Ms. Natasa DANON	SRB

Data/Replay Operator

Data Operator	Mr. Nenad RAKOVIC	SRB
----------------------	-------------------	-----

RESULTS

KADETI B FINAL RESULT

Pl. Name	Nation	Total Score	FS
1 Jan STOJANOVSKI VDR - Vardar Skopje	MKD	18,53	1
2 Ivan MILIVOJEVIC OLK - Olimpik Beograd	SRB	10,13	2

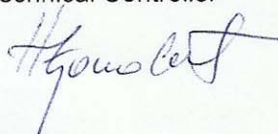
Ms. Milica MILANOVIC SRB

Referee 

Printed: 27.3.2015 9:00:27

Ms. Natasa DJOKOVIC SRB

Technical Controller



KADETI B FREE SKATING

JUDGES DETAILS PER SKATER

Rank	Name	Nation	Starting Number	Total Segment Score	Total Element Score	Program Component Score (factored)	Total Deductions
1	Jan STOJANOVSKI	MKD	2	18.53	8.30	10.23	0.00

#	Executed Elements	Info	Base Value	GOE	J1	J2	J3	J4	J5	J6	J7	J8	J9	Ref	Scores of Panel
1	1A+1Lo		1.60	-0.13	-1	-1	0								1.47
2	1Lz+1Lo		1.10	0.00	0	0	0								1.10
3	CoSp2p1		1.20	0.33	1	1	0								1.53
4	1A		1.10	-0.20	-1	-1	-1								0.90
5	StSqB		1.50	0.00	0	0	0								1.50
6	1F		0.50	0.00	0	0	0								0.50
7	CUSpB		1.50	-0.20	-1	-1	0								1.30
			8.50												8.30
	Program Components			Factor											
	Skating Skills			2.50	2.00	1.75	2.00								1.92
				0.00	0.00	0.00	0.00								
	Performance/Execution			2.50	2.25	2.00	2.25								2.17
	Judges Total Program Component Score (factored)														10.23

Deductions		0.00
-------------------	--	-------------

Rank	Name	Nation	Starting Number	Total Segment Score	Total Element Score	Program Component Score (factored)	Total Deductions
2	Ivan MILIVOJEVIC	SRB	1	10.13	4.43	7.70	2.00

#	Executed Elements	Info	Base Value	GOE	J1	J2	J3	J4	J5	J6	J7	J8	J9	Ref	Scores of Panel
1	1S+1Lo		0.90	0.00	0	0	0								0.90
2	1A<<	<<	0.00	0.00	-	-	-								0.00
3	CoSp		0.00	0.00	-	-	-								0.00
4	StSqB		1.50	-0.10	-1	0	0								1.40
5	1F+1Lo		1.00	-0.30	-3	-3	-3								0.70
6	1Lz		0.60	-0.17	-2	-1	-2								0.43
7	USpB		1.00	0.00	0	0	0								1.00
			5.00												4.43
	Program Components			Factor											
	Skating Skills			2.50	1.50	1.25	1.75								1.50
				0.00	0.00	0.00	1.25								1.25
	Performance/Execution			2.50	1.50	1.50	1.75								1.58
	Judges Total Program Component Score (factored)														7.70

Deductions	Falls: -2.00	-2.00
-------------------	--------------	--------------

<< Downgraded jump

printed: 27.3.2015 13:10:32

KADETKINJE B

Ledena dvorana	27 mar 2015	Free Skating
----------------	-------------	--------------

Size of Skating Area	:	30m*60m
Ice Conditions	:	very good
Number of Entries	:	14
Number of Participants	:	14

Entry Withdrawn	:
-----------------	---

Free Skating

Duration	:	2:00	+ - 10 Sec.
Segment Factor	:	1,00	

Program Component Factors	Skating Skills	2.50
	Performance/Execution	2.50

PANEL OF JUDGES

KADETKINJE B

Officials

Technical Controller	Ms. Natasa DJOKOVIC	SRB
Technical Specialist	Ms. Vojislava VASOVIC	SRB

Judges

Referee	Ms. Milica MILANOVIC	SRB
Judge No.1	Ms. Milica MILANOVIC	SRB
Judge No.2	Ms. Ivana ZIVKOVIC	SRB
Judge No.3	Ms. Natasa DANON	SRB

Data/Replay Operator

Data Operator	Mr. Nenad RAKOVIC	SRB
----------------------	-------------------	-----

RESULTS

KADETKINJE B FINAL RESULT

Pl. Name	Nation	Total Score	FS
1 Danica DJORDJEVIC PIO - Pionir Beograd	SRB	24,17	1
2 Darja MIJATOVIC OLK - Olimpik Beograd	SRB	22,90	2
3 Una SOLOMUNOVIC OLK - Olimpik Beograd	SRB	22,80	3
4 Masa DINIC HEP - Helena Pajovic Beograd	SRB	18,08	4
5 Milica GOGIC MLD - Mladost Beograd	SRB	18,03	5
6 Jana KUKOVSKA VDR - Vardar Skopje	MKD	17,39	6
7 Klara SILJEG OLK - Olimpik Beograd	SRB	17,37	7
8 Jelena MILIVOJEVIC OLK - Olimpik Beograd	SRB	16,45	8
9 Iva NIKOLIC OLK - Olimpik Beograd	SRB	15,67	9
10 Laura SILJEG OLK - Olimpik Beograd	SRB	15,36	10
11 Laura DOVIJANIC PIO - Pionir Beograd	SRB	14,63	11
12 Ana BLAJER VDR - Vardar Skopje	MKD	14,10	12
13 Mila SARAC OLK - Olimpik Beograd	SRB	14,06	13
14 Larisa BOGATINOVSKA LBD - Lebed Skopje	MKD	8,55	14

Ms. Milica MILANOVIC SRB

Referee *Milica Milanovic*

Printed: 27.3.2015 10:35:00

Ms. Natasa DJOKOVIC SRB

Technical Controller

Natasa Djokovic

KADETKINJE B FREE SKATING

JUDGES DETAILS PER SKATER

Rank	Name	Nation	Starting Number	Total Segment Score	Total Element Score	Program Component Score (factored)	Total Deductions
1	Danica DJORDJEVIC	SRB	10	24.17	12.67	12.50	1.00

#	Executed Elements	Info	Base Value	GOE	J1	J2	J3	J4	J5	J6	J7	J8	J9	Ref	Scores of Panel
1	1A+2Lo		2.90	-0.90	-3	-3	-3								2.00
2	2Lo		1.80	0.00	0	0	0								1.80
3	CSSpB		1.60	0.07	1	0	-1								1.67
4	ChSq1		2.00	0.00	0	0	0								2.00
5	2S		1.30	0.00	0	0	0								1.30
6	1A+1Lo		1.60	0.00	0	0	0								1.60
7	CCoSp3p2		2.50	-0.20	-1	0	-1								2.30
			13.70												12.67
	Program Components			Factor											
	Skating Skills			2.50	2.75	2.50	2.25								2.50
				0.00	0.00	0.00	0.00								
	Performance/Execution			2.50	2.50	2.50	2.50								2.50
	Judges Total Program Component Score (factored)														12.50

Deductions	Falls: -1.00	-1.00
-------------------	--------------	--------------

Rank	Name	Nation	Starting Number	Total Segment Score	Total Element Score	Program Component Score (factored)	Total Deductions
2	Darja MIJATOVIC	SRB	12	22.90	12.20	12.70	2.00

#	Executed Elements	Info	Base Value	GOE	J1	J2	J3	J4	J5	J6	J7	J8	J9	Ref	Scores of Panel
1	1A+2Lo		2.90	-0.90	-3	-3	-3								2.00
2	2F		1.90	-0.90	-3	-3	-3								1.00
3	CCoSp3p1		2.00	0.00	0	0	0								2.00
4	ChSq1		2.00	0.00	0	0	0								2.00
5	2Lo		1.80	0.00	0	0	0								1.80
6	1A+1T		1.50	0.00	0	0	0								1.50
7	CSSp1		1.90	0.00	0	0	0								1.90
			14.00												12.20
	Program Components			Factor											
	Skating Skills			2.50	2.75	2.50	2.50								2.58
				0.00	0.00	0.00	0.00								
	Performance/Execution			2.50	2.50	2.50	2.50								2.50
	Judges Total Program Component Score (factored)														12.70

Deductions	Falls: -2.00	-2.00
-------------------	--------------	--------------

Rank	Name	Nation	Starting Number	Total Segment Score	Total Element Score	Program Component Score (factored)	Total Deductions
3	Una SOLOMUNOVIC	SRB	8	22.80	11.50	12.30	1.00

#	Executed Elements	Info	Base Value	GOE	J1	J2	J3	J4	J5	J6	J7	J8	J9	Ref	Scores of Panel
1	1A+1Lo		1.60	0.00	0	0	0								1.60
2	2T		1.30	-0.60	-3	-3	-3								0.70
3	CCoSp3p1		2.00	-0.20	0	-1	-1								1.80
4	2S+1Lo		1.80	-0.13	-1	0	-1								1.67
5	ChSq1		2.00	0.23	1	0	0								2.23
6	2Lo		1.80	-0.20	-1	-1	0								1.60
7	CSSp1		1.90	0.00	0	0	0								1.90
			12.40												11.50
	Program Components			Factor											
	Skating Skills			2.50	2.50	2.25	2.50								2.42
				0.00	0.00	0.00	0.00								
	Performance/Execution			2.50	2.50	2.50	2.50								2.50
	Judges Total Program Component Score (factored)														12.30

Deductions	Falls: -1.00	-1.00
-------------------	--------------	--------------

KADETKINJE B FREE SKATING

JUDGES DETAILS PER SKATER

Rank	Name	Nation	Starting Number	Total Segment Score	Total Element Score	Program Component Score (factored)	Total Deductions
4	Masa DINIC	SRB	11	18.08	8.70	9.38	0.00

#	Executed Elements	Info	Base Value	GOE	J1	J2	J3	J4	J5	J6	J7	J8	J9	Ref	Scores of Panel
1	2S		1.30	-0.20	-1	-1	-1								1.10
2	CCoSp2pB		1.20	-0.20	-1	0	-1								1.00
3	1A+1Lo		1.60	-0.33	-1	-1	-3								1.27
4	ChSq1		2.00	0.00	0	0	0								2.00
5	1A		1.10	-0.27	-2	-1	-1								0.83
6	SSp2		1.60	-0.10	0	0	-1								1.50
7	1F+1Lo		1.00	0.00	0	0	0								1.00
			9.80												8.70
	Program Components			Factor											
	Skating Skills			2.50	1.75	2.00	1.75								1.83
				0.00	0.00	0.00	0.00								
	Performance/Execution			2.50	1.75	2.00	2.00								1.92
	Judges Total Program Component Score (factored)														9.38

Deductions	0.00
-------------------	-------------

Rank	Name	Nation	Starting Number	Total Segment Score	Total Element Score	Program Component Score (factored)	Total Deductions
5	Milica GOGIC	SRB	7	18.03	8.23	9.80	0.00

#	Executed Elements	Info	Base Value	GOE	J1	J2	J3	J4	J5	J6	J7	J8	J9	Ref	Scores of Panel
1	1A		1.10	0.00	0	0	0								1.10
2	1F+1Lo		1.00	-0.07	-1	-1	0								0.93
3	CCoSp2p1		1.40	-0.30	-1	-1	-1								1.10
4	ChSq1		2.00	0.00	0	0	0								2.00
5	1A+1Lo		1.60	0.00	0	0	0								1.60
6	1Lze	e	0.50	-0.20	-2	-2	-2								0.30
7	SSp1		1.30	-0.10	-1	0	0								1.20
			8.90												8.23
	Program Components			Factor											
	Skating Skills			2.50	1.75	1.75	2.25								1.92
				0.00	0.00	0.00	0.00								
	Performance/Execution			2.50	1.75	2.00	2.25								2.00
	Judges Total Program Component Score (factored)														9.80

Deductions	0.00
-------------------	-------------

e Jump take off with wrong edge

Rank	Name	Nation	Starting Number	Total Segment Score	Total Element Score	Program Component Score (factored)	Total Deductions
6	Jana KUKOVSKA	MKD	1	17.39	6.96	10.43	0.00

#	Executed Elements	Info	Base Value	GOE	J1	J2	J3	J4	J5	J6	J7	J8	J9	Ref	Scores of Panel
1	1F+1Lo		1.00	0.00	0	0	0								1.00
2	1A+1T		1.50	-0.07	0	0	-1								1.43
3	CoSp2p2		1.40	0.33	1	0	1								1.73
4	1Lz		0.60	0.00	0	0	0								0.60
5	ChSq		0.00	0.00	-	-	-								0.00
6	1A		1.10	0.00	0	0	0								1.10
7	SSpB		1.10	0.00	0	0	0								1.10
			6.70												6.96
	Program Components			Factor											
	Skating Skills			2.50	1.75	2.25	2.00								2.00
				0.00	0.00	0.00	0.00								
	Performance/Execution			2.50	2.25	2.25	2.00								2.17
	Judges Total Program Component Score (factored)														10.43

Deductions	0.00
-------------------	-------------

KADETKINJE B FREE SKATING

JUDGES DETAILS PER SKATER

Rank	Name	Nation	Starting Number	Total Segment Score	Total Element Score	Program Component Score (factored)	Total Deductions
7	Klara SILJEG	SRB	13	17.37	8.31	11.06	2.00

#	Executed Elements	Info	Base Value	GOE	J1	J2	J3	J4	J5	J6	J7	J8	J9	Ref	Scores of Panel
1	1A+SEQ		0.88	-0.60	-3	-3	-3								0.28
2	2S		1.30	-0.60	-3	-3	-3								0.70
3	1A		1.10	-0.33	-2	-2	-1								0.77
4	CCoSp3p1		2.00	0.00	0	0	0								2.00
5	ChSq1		2.00	0.23	1	0	0								2.23
6	1Lz+1Lo		1.10	-0.07	0	-1	-1								1.03
7	SSp1		1.30	0.00	0	0	0								1.30
			9.68												8.31
	Program Components			Factor											
	Skating Skills			2.50	2.25	2.25	2.25								2.25
				0.00	0.00	0.00	0.00								
	Performance/Execution			2.50	2.00	2.25	2.25								2.17
	Judges Total Program Component Score (factored)														11.06

Deductions	Falls: -2.00	-2.00
-------------------	--------------	--------------

Rank	Name	Nation	Starting Number	Total Segment Score	Total Element Score	Program Component Score (factored)	Total Deductions
8	Jelena MILIVOJEVIC	SRB	2	16.45	7.07	9.38	0.00

#	Executed Elements	Info	Base Value	GOE	J1	J2	J3	J4	J5	J6	J7	J8	J9	Ref	Scores of Panel
1	A+1Lo		0.50	-0.13	0	-1	-3								0.37
2	1Lz+1Lo	!	1.10	-0.10	-1	-1	-1								1.00
3	CCoSp3pB		1.70	-0.10	0	0	-1								1.60
4	ChSq1		2.00	0.00	0	0	0								2.00
5	1Lz	!	0.60	-0.10	-1	-1	-1								0.50
6	1F		0.50	0.00	0	0	0								0.50
7	SSp1		1.30	-0.20	0	-1	-1								1.10
			7.70												7.07
	Program Components			Factor											
	Skating Skills			2.50	2.00	1.75	1.75								1.83
				0.00	0.00	0.00	0.00								
	Performance/Execution			2.50	1.75	2.00	2.00								1.92
	Judges Total Program Component Score (factored)														9.38

Deductions		0.00
-------------------	--	-------------

Rank	Name	Nation	Starting Number	Total Segment Score	Total Element Score	Program Component Score (factored)	Total Deductions
9	Iva NIKOLIC	SRB	4	15.67	6.51	9.16	0.00

#	Executed Elements	Info	Base Value	GOE	J1	J2	J3	J4	J5	J6	J7	J8	J9	Ref	Scores of Panel
1	1Lz		0.60	-0.03	0	0	-1								0.57
2	1F		0.50	0.00	0	0	0								0.50
3	CoSp2pB		1.00	0.00	0	0	0								1.00
4	ChSq1		2.00	0.00	0	0	0								2.00
5	1F+1Lo		1.00	-0.03	-1	0	0								0.97
6	A+1Lo		0.50	-0.13	0	-1	-3								0.37
7	SSpB		1.10	0.00	0	0	0								1.10
			6.70												6.51
	Program Components			Factor											
	Skating Skills			2.50	1.75	1.75	2.00								1.83
				0.00	0.00	0.00	0.00								
	Performance/Execution			2.50	2.00	1.75	1.75								1.83
	Judges Total Program Component Score (factored)														9.16

Deductions		0.00
-------------------	--	-------------

KADETKINJE B FREE SKATING

JUDGES DETAILS PER SKATER

Rank	Name	Nation	Starting Number	Total Segment Score	Total Element Score	Program Component Score (factored)	Total Deductions
10	Laura SILJEG	SRB	5	15.36	6.93	10.43	2.00

#	Executed Elements	Info	Base Value	GOE	J1	J2	J3	J4	J5	J6	J7	J8	J9	Ref	Scores of Panel
1	1Lz+1Lo	!	1.10	-0.10	-1	-1	-1								1.00
2	CCoSp2p1		1.40	0.33	1	1	0								1.73
3	2S		1.30	-0.60	-3	-3	-3								0.70
4	1Lz+1Lo		1.10	-0.07	-1	-1	0								1.03
5	ChSq1		2.00	-1.50	-3	-3	-3								0.50
6	1A		1.10	-0.60	-3	-3	-3								0.50
7	SSp1		1.30	0.17	1	0	0								1.47
			9.30												6.93
	Program Components			Factor											
	Skating Skills			2.50	2.25	2.25	2.25								2.25
				0.00	0.00	0.00	0.00								
	Performance/Execution			2.50	1.75	2.00	2.00								1.92
	Judges Total Program Component Score (factored)														10.43

Deductions	Falls: -2.00	-2.00
-------------------	--------------	--------------

Rank	Name	Nation	Starting Number	Total Segment Score	Total Element Score	Program Component Score (factored)	Total Deductions
11	Laura DOVIJANIC	SRB	6	14.63	6.87	8.76	1.00

#	Executed Elements	Info	Base Value	GOE	J1	J2	J3	J4	J5	J6	J7	J8	J9	Ref	Scores of Panel
1	1A		1.10	-0.33	-2	-2	-1								0.77
2	1A+1Lo		1.60	0.00	0	0	0								1.60
3	CCoSp3p1		2.00	-0.30	-1	-1	-1								1.70
4	ChSq		0.00	0.00	-	-	-								0.00
5	2S		1.30	-0.60	-3	-3	-3								0.70
6	1F+1Lo		1.00	0.00	0	0	0								1.00
7	CSSpB		1.60	-0.50	-2	-2	-1								1.10
			8.60												6.87
	Program Components			Factor											
	Skating Skills			2.50	1.50	1.75	2.00								1.75
				0.00	0.00	0.00	0.00								
	Performance/Execution			2.50	1.75	1.50	2.00								1.75
	Judges Total Program Component Score (factored)														8.76

Deductions	Falls: -1.00	-1.00
-------------------	--------------	--------------

Rank	Name	Nation	Starting Number	Total Segment Score	Total Element Score	Program Component Score (factored)	Total Deductions
12	Ana BLAJER	MKD	3	14.10	5.97	8.13	0.00

#	Executed Elements	Info	Base Value	GOE	J1	J2	J3	J4	J5	J6	J7	J8	J9	Ref	Scores of Panel
1	1F		0.50	0.00	0	0	0								0.50
2	1F+1Lo		1.00	-0.10	-1	-1	-1								0.90
3	1Lze	e	0.50	-0.20	-2	-2	-2								0.30
4	CoSp2pB		1.00	-0.10	-1	0	0								0.90
5	ChSq1		2.00	0.00	0	0	0								2.00
6	A+1Lo		0.50	-0.13	0	-1	-3								0.37
7	USpB		1.00	0.00	0	0	0								1.00
			6.50												5.97
	Program Components			Factor											
	Skating Skills			2.50	1.50	1.50	1.75								1.58
				0.00	0.00	0.00	0.00								
	Performance/Execution			2.50	1.50	1.75	1.75								1.67
	Judges Total Program Component Score (factored)														8.13

Deductions		0.00
-------------------	--	-------------

e Jump take off with wrong edge

KADETKINJE B FREE SKATING

JUDGES DETAILS PER SKATER

Rank	Name	Nation	Starting Number	Total Segment Score	Total Element Score	Program Component Score (factored)	Total Deductions
13	Mila SARAC	SRB	9	14.06	7.50	8.56	2.00

#	Executed Elements	Info	Base Value	GOE	J1	J2	J3	J4	J5	J6	J7	J8	J9	Ref	Scores of Panel
1	2S		1.30	-0.60	-3	-3	-3								0.70
2	1A+1Lo		1.60	0.00	0	0	0								1.60
3	CoSp		0.00	0.00	-	-	-								0.00
4	ChSq1		2.00	0.00	0	0	0								2.00
5	1Lze+1Lo	e	1.00	-0.20	-2	-2	-2								0.80
6	1A		1.10	0.00	0	0	0								1.10
7	SSp1		1.30	0.00	0	0	0								1.30
			8.30												7.50
Program Components				Factor											
	Skating Skills			2.50	1.50	1.75	2.00								1.75
				0.00	0.00	0.00	0.00								
	Performance/Execution			2.50	1.50	1.50	2.00								1.67
Judges Total Program Component Score (factored)															8.56

Deductions	Falls: -2.00	-2.00
-------------------	--------------	--------------

e Jump take off with wrong edge

Rank	Name	Nation	Starting Number	Total Segment Score	Total Element Score	Program Component Score (factored)	Total Deductions
14	Larisa BOGATINOVSKA	MKD	14	8.55	3.67	6.88	2.00

#	Executed Elements	Info	Base Value	GOE	J1	J2	J3	J4	J5	J6	J7	J8	J9	Ref	Scores of Panel
1	1F+SEQ		0.40	-0.27	-3	-3	-2								0.13
2	1Lo		0.50	-0.30	-3	-3	-3								0.20
3	CoSp		0.00	0.00	-	-	-								0.00
4	1F		0.50	-0.23	-2	-2	-3								0.27
5	A+1T		0.40	-0.13	0	-1	-3								0.27
6	ChSq1		2.00	0.00	0	0	0								2.00
7	USpB		1.00	-0.20	-1	0	-1								0.80
			4.80												3.67
Program Components				Factor											
	Skating Skills			2.50	1.25	1.25	1.75								1.42
				0.00	0.00	0.00	0.00								
	Performance/Execution			2.50	1.25	1.00	1.75								1.33
Judges Total Program Component Score (factored)															6.88

Deductions	Falls: -2.00	-2.00
-------------------	--------------	--------------

printed: 27.3.2015 13:10:49

KADETKINJE C

Ledena dvorana	26 mar 2015	Free Skating
----------------	-------------	--------------

Size of Skating Area	:	30m*60m
Ice Conditions	:	very good
Number of Entries	:	24
Number of Participants	:	24

Entry Withdrawn	:
-----------------	---

Free Skating			
Duration	:	2:00	+ - 10 Sec.
Segment Factor	:	1,00	
Program Component Factors	Skating Skills		2.50
	Performance/Execution		2.50

PANEL OF JUDGES

KADETKINJE C

Officials

Technical Controller	Ms. Natasa DJOKOVIC	SRB
Technical Specialist	Ms. Vojislava VASOVIC	SRB

Judges

Referee	Ms. Krunoslava CUMIC	SRB
Judge No.1	Ms. Krunoslava CUMIC	SRB
Judge No.2	Ms. Ivana ZIVKOVIC	SRB
Judge No.3	Ms. Milica MILANOVIC	SRB

Data/Replay Operator

Data Operator	Mr. Sasa KARAKLAJIC	SRB
----------------------	---------------------	-----

RESULTS

KADETKINJE C FINAL RESULT

Pl. Name	Nation	Total Score	FS
1 Ana SCEPANOVIC VOJ - Vojvodina Novi Sad	SRB	23,14	1
2 Srna RELJIC OLK - Olimpik Beograd	SRB	21,02	2
3 Ana JEZDIMIROVIC OLK - Olimpik Beograd	SRB	17,34	3
4 Lana NACEV VDR - Vardar Skopje	MKD	17,17	4
5 Meri TASOVSKA VDR - Vardar Skopje	MKD	15,22	5
6 Masa ILIC HEP - Helena Pajovic Beograd	SRB	15,18	6
7 Dorotea STANKOVIC OLK - Olimpik Beograd	SRB	15,16	7
8 Dunja TRESNJIC VOJ - Vojvodina Novi Sad	SRB	14,85	8
9 Deana PRILEPCANSKA VDR - Vardar Skopje	MKD	13,80	9
10 Sasa MALISEVA OLK - Olimpik Beograd	SRB	13,06	10
11 Milica MILJKOVIC VOJ - Vojvodina Novi Sad	SRB	12,93	11
12 Mia MILINKOVIC OLK - Olimpik Beograd	SRB	12,56	12
13 Milena MILOJEVIC LBD - Lebed Skopje	MKD	12,51	13
14 Larisa ANTONIC VOJ - Vojvodina Novi Sad	SRB	11,97	14
15 Jelena KRUNIC MLD - Mladost Beograd	SRB	11,86	15
16 Miia JOCOVIC VOJ - Vojvodina Novi Sad	SRB	11,53	16
17 Anja ZIKOVA LBD - Lebed Skopje	MKD	11,51	17
18 Natasa JOVIC VOJ - Vojvodina Novi Sad	SRB	11,47	18
19 Sara KOSTIC DJENGE VOJ - Vojvodina Novi Sad	SRB	10,79	19
20 Irena MARKOVIC OLK - Olimpik Beograd	SRB	10,43	20
21 Monika MAKAROVSKA LBD - Lebed Skopje	MKD	9,53	21
22 Krasna KARANFILOVA LBD - Lebed Skopje	MKD	9,50	22
23 Tara VULEKOVIC VOJ - Vojvodina Novi Sad	SRB	6,62	23
24 Iva RADIVOJEVIC OLK - Olimpik Beograd	SRB	6,57	24

Ms. Krunoslava CUMIC SRB

Referee *K. Cumić*

Printed: 26.3.2015 11:34:03

Ms. Natasa DJOKOVIC SRB

Technical Controller

N. Djoković

KADETKINJE C FREE SKATING

JUDGES DETAILS PER SKATER

Rank	Name	Nation	Starting Number	Total Segment Score	Total Element Score	Program Component Score (factored)	Total Deductions
1	Ana SCEPANOVIC	SRB	24	23.14	9.81	13.33	0.00

#	Executed Elements	Info	Base Value	GOE	J1	J2	J3	J4	J5	J6	J7	J8	J9	Ref	Scores of Panel
1	1F+1Lo		1.00	0.00	0	0	0								1.00
2	1A		1.10	0.00	0	0	0								1.10
3	1F		0.50	0.00	0	0	0								0.50
4	CUSpB		1.50	0.50	1	1	1								2.00
5	ChSq1		2.00	0.70	1	1	1								2.70
6	1A+SEQ		0.88	-0.40	-2	-2	-2								0.48
7	CCoSp3pB		1.70	0.33	0	1	1								2.03
			8.68												9.81
	Program Components			Factor											
	Skating Skills			2.50	3.00	2.50	2.25								2.58
				0.00	0.00	0.00	0.00								
	Performance/Execution			2.50	3.25	2.50	2.50								2.75
	Judges Total Program Component Score (factored)														13.33

Deductions	0.00
-------------------	-------------

Rank	Name	Nation	Starting Number	Total Segment Score	Total Element Score	Program Component Score (factored)	Total Deductions
2	Srna RELJIC	SRB	19	21.02	9.14	11.88	0.00

#	Executed Elements	Info	Base Value	GOE	J1	J2	J3	J4	J5	J6	J7	J8	J9	Ref	Scores of Panel
1	1A+1Lo		1.60	0.07	1	0	0								1.67
2	1F+1Lo		1.00	0.07	1	0	0								1.07
3	CCoSp2pB		1.20	0.00	0	0	0								1.20
4	ChSq1		2.00	0.00	0	0	0								2.00
5	1Lz		0.60	0.00	0	0	0								0.60
6	1A		1.10	0.00	0	0	0								1.10
7	CUSpB		1.50	0.00	0	0	0								1.50
			9.00												9.14
	Program Components			Factor											
	Skating Skills			2.50	2.75	2.25	2.00								2.33
				0.00	0.00	0.00	0.00								
	Performance/Execution			2.50	2.75	2.25	2.25								2.42
	Judges Total Program Component Score (factored)														11.88

Deductions	0.00
-------------------	-------------

Rank	Name	Nation	Starting Number	Total Segment Score	Total Element Score	Program Component Score (factored)	Total Deductions
3	Ana JEZDIMIROVIC	SRB	9	17.34	8.14	10.20	1.00

#	Executed Elements	Info	Base Value	GOE	J1	J2	J3	J4	J5	J6	J7	J8	J9	Ref	Scores of Panel
1	1Lz+1Lo		1.10	0.07	1	0	0								1.17
2	2S		1.30	-0.60	-3	-3	-3								0.70
3	CCoSp2pB		1.20	0.17	0	0	1								1.37
4	1A		1.10	-0.60	-3	-3	-3								0.50
5	ChSq1		2.00	0.00	0	0	0								2.00
6	1F+1Lo		1.00	0.00	0	0	0								1.00
7	CUSpB		1.50	-0.10	-1	0	0								1.40
			9.20												8.14
	Program Components			Factor											
	Skating Skills			2.50	2.25	2.00	2.00								2.08
				0.00	0.00	0.00	0.00								
	Performance/Execution			2.50	2.00	2.25	1.75								2.00
	Judges Total Program Component Score (factored)														10.20

Deductions	Falls: -1.00	-1.00
-------------------	--------------	--------------

KADETKINJE C FREE SKATING

JUDGES DETAILS PER SKATER

Rank	Name	Nation	Starting Number	Total Segment Score	Total Element Score	Program Component Score (factored)	Total Deductions
4	Lana NACEV	MKD	23	17.17	7.17	10.00	0.00

#	Executed Elements	Info	Base Value	GOE	J1	J2	J3	J4	J5	J6	J7	J8	J9	Ref	Scores of Panel
1	1F+1T		0.90	-0.03	-1	0	0								0.87
2	1F+1Lo		1.00	-0.03	0	-1	0								0.97
3	SSp1		1.30	0.00	0	0	0								1.30
4	1Lz		0.60	-0.10	-1	-1	-1								0.50
5	ChSq1		2.00	0.23	1	0	0								2.23
6	1Lo		0.50	0.00	0	0	0								0.50
7	USpB		1.00	-0.20	-1	0	-1								0.80
			7.30												7.17
Program Components			Factor												
Skating Skills			2.50		2.00	1.75	2.00								1.92
Performance/Execution			0.00		0.00	0.00	0.00								2.08
Judges Total Program Component Score (factored)			2.50		2.50	2.00	1.75								10.00

Deductions		0.00
-------------------	--	-------------

Rank	Name	Nation	Starting Number	Total Segment Score	Total Element Score	Program Component Score (factored)	Total Deductions
5	Meri TASOVSKA	MKD	17	15.22	6.76	8.96	0.50

#	Executed Elements	Info	Base Value	GOE	J1	J2	J3	J4	J5	J6	J7	J8	J9	Ref	Scores of Panel
1	1F+1Lo		1.00	-0.07	0	-1	-1								0.93
2	1Lz		0.60	0.00	0	0	0								0.60
3	SSp1		1.30	0.00	0	0	0								1.30
4	1F		0.50	0.00	0	0	0								0.50
5	1W+1Lo		0.80	0.00	0	0	0								0.80
6	USpB		1.00	-0.60	0	-3	-3								0.40
7	ChSq1		2.00	0.23	1	0	0								2.23
			7.20												6.76
Program Components			Factor												
Skating Skills			2.50		1.75	1.75	1.75								1.75
Performance/Execution			0.00		0.00	0.00	0.00								1.83
Judges Total Program Component Score (factored)			2.50		2.00	1.75	1.75								8.96

Deductions	Falls: -0.50	-0.50
-------------------	--------------	--------------

Rank	Name	Nation	Starting Number	Total Segment Score	Total Element Score	Program Component Score (factored)	Total Deductions
6	Masa ILIC	SRB	6	15.18	6.92	8.76	0.50

#	Executed Elements	Info	Base Value	GOE	J1	J2	J3	J4	J5	J6	J7	J8	J9	Ref	Scores of Panel
1	1A<<	<<	0.00	0.00	-	-	-								0.00
2	1Lz+1Lo		1.10	-0.07	0	0	-2								1.03
3	CUSpB		1.50	0.00	0	0	0								1.50
4	ChSq1		2.00	0.23	1	0	0								2.23
5	USpB		1.00	0.33	0	1	1								1.33
6	1F+Lo		0.50	-0.17	0	-2	-3								0.33
7	1F		0.50	0.00	0	0	0								0.50
			6.60												6.92
Program Components			Factor												
Skating Skills			2.50		2.00	1.75	1.50								1.75
Performance/Execution			0.00		0.00	0.00	0.00								1.75
Judges Total Program Component Score (factored)			2.50		2.00	1.75	1.50								8.76

Deductions	Falls: -0.50	-0.50
-------------------	--------------	--------------

<< Downgraded jump

KADETKINJE C FREE SKATING

JUDGES DETAILS PER SKATER

Rank	Name	Nation	Starting Number	Total Segment Score	Total Element Score	Program Component Score (factored)	Total Deductions
7	Dorotea STANKOVIC	SRB	1	15.16	6.40	8.76	0.00

#	Executed Elements	Info	Base Value	GOE	J1	J2	J3	J4	J5	J6	J7	J8	J9	Ref	Scores of Panel
1	1S+1T		0.80	-0.03	0	0	-1								0.77
2	CoSp2pB		1.00	-0.10	0	0	-1								0.90
3	1Lo		0.50	-0.07	0	-1	-1								0.43
4	1F		0.50	0.00	0	0	0								0.50
5	ChSq1		2.00	0.00	0	0	0								2.00
6	1S+1Lo		0.90	-0.10	0	-1	-2								0.80
7	USpB		1.00	0.00	0	0	0								1.00
			6.70												6.40
	Program Components			Factor											
	Skating Skills			2.50	2.00	1.50	1.50								1.67
				0.00	0.00	0.00	0.00								
	Performance/Execution			2.50	2.25	1.75	1.50								1.83
	Judges Total Program Component Score (factored)														8.76

Deductions	0.00
-------------------	-------------

Rank	Name	Nation	Starting Number	Total Segment Score	Total Element Score	Program Component Score (factored)	Total Deductions
8	Dunja TRESNJIC	SRB	5	14.85	5.87	8.98	0.00

#	Executed Elements	Info	Base Value	GOE	J1	J2	J3	J4	J5	J6	J7	J8	J9	Ref	Scores of Panel
1	1Lo		0.50	0.00	0	0	0								0.50
2	1F+1T		0.90	0.00	0	0	0								0.90
3	ChSq1		2.00	0.23	1	0	0								2.23
4	1Lo+1T		0.90	-0.03	0	0	-1								0.87
5	USpB		1.00	-0.10	0	-1	0								0.90
6	1F		0.50	-0.03	0	0	-1								0.47
7	SSp		0.00	0.00	-	-	-								0.00
			5.80												5.87
	Program Components			Factor											
	Skating Skills			2.50	1.75	1.75	1.50								1.67
				0.00	0.00	0.00	0.00								
	Performance/Execution			2.50	2.50	1.75	1.50								1.92
	Judges Total Program Component Score (factored)														8.98

Deductions	0.00
-------------------	-------------

Rank	Name	Nation	Starting Number	Total Segment Score	Total Element Score	Program Component Score (factored)	Total Deductions
9	Deana PRILEPCANSKA	MKD	2	13.80	5.74	8.56	0.50

#	Executed Elements	Info	Base Value	GOE	J1	J2	J3	J4	J5	J6	J7	J8	J9	Ref	Scores of Panel
1	1F+T		0.50	-0.13	0	-1	-3								0.37
2	1F+1Lo		1.00	-0.03	0	0	-1								0.97
3	1Lz		0.60	-0.07	0	-1	-1								0.53
4	SSpB		1.10	-0.20	0	-1	-1								0.90
5	ChSq1		2.00	-0.33	0	-1	-1								1.67
6	1A		1.10	-0.60	-3	-3	-3								0.50
7	USpB		1.00	-0.20	0	0	-2								0.80
			7.30												5.74
	Program Components			Factor											
	Skating Skills			2.50	2.25	1.50	1.50								1.75
				0.00	0.00	0.00	0.00								
	Performance/Execution			2.50	2.25	1.50	1.25								1.67
	Judges Total Program Component Score (factored)														8.56

Deductions	Falls: -0.50	-0.50
-------------------	--------------	--------------

KADETKINJE C FREE SKATING

JUDGES DETAILS PER SKATER

Rank	Name	Nation	Starting Number	Total Segment Score	Total Element Score	Program Component Score (factored)	Total Deductions
10	Sasa MALISEVA	SRB	14	13.06	6.26	7.30	0.50

#	Executed Elements	Info	Base Value	GOE	J1	J2	J3	J4	J5	J6	J7	J8	J9	Ref	Scores of Panel
1	1S+1Lo		0.90	-0.30	-3	-3	-3								0.60
2	1F		0.50	0.00	0	0	0								0.50
3	USpB		1.00	0.00	0	0	0								1.00
4	ChSq1		2.00	0.00	0	0	0								2.00
5	1Lo		0.50	-0.07	0	-1	-1								0.43
6	USpB		1.00	0.00	0	0	0								1.00
7	1S+1T		0.80	-0.07	0	-1	-1								0.73
			6.70												6.26
	Program Components			Factor											
	Skating Skills			2.50	1.50	1.50	1.25								1.42
				0.00	0.00	0.00	0.00								
	Performance/Execution			2.50	1.75	1.50	1.25								1.50
	Judges Total Program Component Score (factored)														7.30

Deductions	Falls: -0.50	-0.50
-------------------	--------------	--------------

Rank	Name	Nation	Starting Number	Total Segment Score	Total Element Score	Program Component Score (factored)	Total Deductions
11	Milica MILJKOVIC	SRB	10	12.93	5.43	7.50	0.00

#	Executed Elements	Info	Base Value	GOE	J1	J2	J3	J4	J5	J6	J7	J8	J9	Ref	Scores of Panel
1	1S+1T		0.80	-0.07	0	-1	-1								0.73
2	ChSq1		2.00	-0.17	0	0	-1								1.83
3	USpB		1.00	-0.10	0	0	-1								0.90
4	1W		0.30	-0.03	0	0	-1								0.27
5	1T		0.40	-0.03	0	0	-1								0.37
6	1S		0.40	-0.07	0	0	-2								0.33
7	USpB		1.00	0.00	0	0	0								1.00
			5.90												5.43
	Program Components			Factor											
	Skating Skills			2.50	1.75	1.50	1.00								1.42
				0.00	0.00	0.00	0.00								
	Performance/Execution			2.50	1.75	1.75	1.25								1.58
	Judges Total Program Component Score (factored)														7.50

Deductions		0.00
-------------------	--	-------------

Rank	Name	Nation	Starting Number	Total Segment Score	Total Element Score	Program Component Score (factored)	Total Deductions
12	Mia MILINKOVIC	SRB	20	12.56	4.10	8.96	0.50

#	Executed Elements	Info	Base Value	GOE	J1	J2	J3	J4	J5	J6	J7	J8	J9	Ref	Scores of Panel
1	1S+1Lo		0.90	0.00	0	0	0								0.90
2	1F+1Lo		1.00	0.00	0	0	0								1.00
3	CSp		0.00	0.00	-	-	-								0.00
4	ChSq		0.00	0.00	-	-	-								0.00
5	1F		0.50	0.00	0	0	0								0.50
6	1Lz		0.60	0.00	0	0	0								0.60
7	SSpB		1.10	0.00	0	0	0								1.10
8	CCoSp3p1*	*	0.00	0.00	-	-	-								0.00
			4.10												4.10
	Program Components			Factor											
	Skating Skills			2.50	1.75	1.75	1.75								1.75
				0.00	0.00	0.00	0.00								
	Performance/Execution			2.50	2.00	2.00	1.50								1.83
	Judges Total Program Component Score (factored)														8.96

Deductions	Falls: -0.50	-0.50
-------------------	--------------	--------------

* Invalid element

KADETKINJE C FREE SKATING

JUDGES DETAILS PER SKATER

Rank	Name	Nation	Starting Number	Total Segment Score	Total Element Score	Program Component Score (factored)	Total Deductions
13	Milena MILOJEVIC	MKD	22	12.51	5.20	7.31	0.00

#	Executed Elements	Info	Base Value	GOE	J1	J2	J3	J4	J5	J6	J7	J8	J9	Ref	Scores of Panel
1	1S+1T		0.80	0.00	0	0	0								0.80
2	1Lo		0.50	-0.07	0	-1	-1								0.43
3	USp		0.00	0.00	-	-	-								0.00
4	ChSq1		2.00	0.00	0	0	0								2.00
5	1S		0.40	-0.03	0	0	-1								0.37
6	1W+1T		0.70	-0.10	-1	-1	-1								0.60
7	USpB		1.00	0.00	0	0	0								1.00
			5.40												5.20
	Program Components			Factor											
	Skating Skills			2.50	1.25	1.00	1.25								1.17
				0.00	0.00	0.00	0.00								
	Performance/Execution			2.50	1.50	2.25	1.50								1.75
	Judges Total Program Component Score (factored)														7.31

Deductions		0.00
-------------------	--	-------------

Rank	Name	Nation	Starting Number	Total Segment Score	Total Element Score	Program Component Score (factored)	Total Deductions
14	Larisa ANTONIC	SRB	13	11.97	6.09	6.88	1.00

#	Executed Elements	Info	Base Value	GOE	J1	J2	J3	J4	J5	J6	J7	J8	J9	Ref	Scores of Panel
1	1Lo		0.50	-0.07	0	-1	-1								0.43
2	1S+1Lo		0.90	-0.07	0	-1	-1								0.83
3	USpB		1.00	0.00	0	0	0								1.00
4	ChSq1		2.00	0.00	0	0	0								2.00
5	1S+1T		0.80	-0.07	-1	-1	0								0.73
6	1F		0.50	-0.10	-1	-1	-1								0.40
7	CoSp2pB		1.00	-0.30	0	-1	-2								0.70
			6.70												6.09
	Program Components			Factor											
	Skating Skills			2.50	1.50	1.25	1.25								1.33
				0.00	0.00	0.00	0.00								
	Performance/Execution			2.50	1.75	1.25	1.25								1.42
	Judges Total Program Component Score (factored)														6.88

Deductions	Time violation: -1.00	-1.00
-------------------	-----------------------	--------------

Rank	Name	Nation	Starting Number	Total Segment Score	Total Element Score	Program Component Score (factored)	Total Deductions
15	Jelena KRUNIC	SRB	3	11.86	5.83	6.03	0.00

#	Executed Elements	Info	Base Value	GOE	J1	J2	J3	J4	J5	J6	J7	J8	J9	Ref	Scores of Panel
1	1S+1Lo		0.90	-0.10	-1	-1	-1								0.80
2	1T		0.40	-0.07	0	-1	-1								0.33
3	USpB		1.00	-0.20	0	-1	-1								0.80
4	1S		0.40	0.00	0	0	0								0.40
5	ChSq1		2.00	-0.17	0	0	-1								1.83
6	1W+1Lo		0.80	-0.03	-1	0	0								0.77
7	USpB		1.00	-0.10	0	0	-1								0.90
			6.50												5.83
	Program Components			Factor											
	Skating Skills			2.50	1.25	1.00	1.00								1.08
				0.00	0.00	0.00	0.00								
	Performance/Execution			2.50	1.50	1.25	1.25								1.33
	Judges Total Program Component Score (factored)														6.03

Deductions		0.00
-------------------	--	-------------

KADETKINJE C FREE SKATING

JUDGES DETAILS PER SKATER

Rank	Name	Nation	Starting Number	Total Segment Score	Total Element Score	Program Component Score (factored)	Total Deductions
16	Mila JOCOVIC	SRB	8	11.53	4.87	6.66	0.00

#	Executed Elements	Info	Base Value	GOE	J1	J2	J3	J4	J5	J6	J7	J8	J9	Ref	Scores of Panel
1	1S		0.40	-0.07	0	-1	-1								0.33
2	1T		0.40	-0.03	0	0	-1								0.37
3	USpB		1.00	-0.20	0	-1	-1								0.80
4	ChSq1		2.00	-0.50	-1	-1	-1								1.50
5	1W		0.30	0.00	0	0	0								0.30
6	USpB		1.00	-0.20	-1	0	-1								0.80
7	1S+1T		0.80	-0.03	0	0	-1								0.77
			5.90												4.87
	Program Components			Factor											
	Skating Skills			2.50	1.50	1.50	1.00								1.33
				0.00	0.00	0.00	0.00								
	Performance/Execution			2.50	1.50	1.50	1.00								1.33
	Judges Total Program Component Score (factored)														6.66

Deductions	0.00
-------------------	-------------

Rank	Name	Nation	Starting Number	Total Segment Score	Total Element Score	Program Component Score (factored)	Total Deductions
17	Anja ZIKOVA	MKD	12	11.51	5.25	6.26	0.00

#	Executed Elements	Info	Base Value	GOE	J1	J2	J3	J4	J5	J6	J7	J8	J9	Ref	Scores of Panel
1	1S		0.40	-0.07	0	-1	-1								0.33
2	1Lo		0.50	-0.07	0	-1	-1								0.43
3	USpB		1.00	0.00	0	0	0								1.00
4	1S+1T		0.80	-0.17	-1	-2	-2								0.63
5	1W+T		0.30	-0.27	-2	-3	-3								0.03
6	USpB		1.00	0.00	0	0	0								1.00
7	ChSq1		2.00	-0.17	0	0	-1								1.83
			6.00												5.25
	Program Components			Factor											
	Skating Skills			2.50	1.25	1.00	1.25								1.17
				0.00	0.00	0.00	0.00								
	Performance/Execution			2.50	1.50	1.25	1.25								1.33
	Judges Total Program Component Score (factored)														6.26

Deductions	0.00
-------------------	-------------

Rank	Name	Nation	Starting Number	Total Segment Score	Total Element Score	Program Component Score (factored)	Total Deductions
18	Natasa JOVIC	SRB	15	11.47	4.97	7.50	1.00

#	Executed Elements	Info	Base Value	GOE	J1	J2	J3	J4	J5	J6	J7	J8	J9	Ref	Scores of Panel
1	1S+1T		0.80	-0.03	0	0	-1								0.77
2	ChSq1		2.00	-0.50	-1	-1	-1								1.50
3	USpB		1.00	-0.30	-1	-1	-1								0.70
4	1T		0.40	0.00	0	0	0								0.40
5	1S		0.40	0.00	0	0	0								0.40
6	1W		0.30	0.00	0	0	0								0.30
7	USpB		1.00	-0.10	0	0	-1								0.90
			5.90												4.97
	Program Components			Factor											
	Skating Skills			2.50	1.75	1.50	1.25								1.50
				0.00	0.00	0.00	0.00								
	Performance/Execution			2.50	1.75	1.50	1.25								1.50
	Judges Total Program Component Score (factored)														7.50

Deductions	Time violation: -1.00	-1.00
-------------------	-----------------------	--------------

KADETKINJE C FREE SKATING

JUDGES DETAILS PER SKATER

Rank	Name	Nation	Starting Number	Total Segment Score	Total Element Score	Program Component Score (factored)	Total Deductions
22	Krasna KARANFILOVA	MKD	16	9.50	4.50	5.00	0.00

#	Executed Elements	Info	Base Value	GOE	J1	J2	J3	J4	J5	J6	J7	J8	J9	Ref	Scores of Panel
1	1W+1T		0.70	-0.07	0	-1	-1								0.63
2	1Lo		0.50	-0.13	-1	-1	-2								0.37
3	USpB		1.00	-0.40	-1	-1	-2								0.60
4	ChSq1		2.00	-0.50	0	-1	-2								1.50
5	1S		0.40	-0.07	0	-1	-1								0.33
6	1S+1T		0.80	-0.13	-1	-1	-2								0.67
7	USpB		1.00	-0.60	-1	-2	-3								0.40
			6.40												4.50
	Program Components			Factor											
	Skating Skills			2.50	1.25	1.00	0.75								1.00
				0.00	0.00	0.00	0.00								
	Performance/Execution			2.50	1.25	1.00	0.75								1.00
	Judges Total Program Component Score (factored)														5.00

Deductions		0.00
-------------------	--	-------------

Rank	Name	Nation	Starting Number	Total Segment Score	Total Element Score	Program Component Score (factored)	Total Deductions
23	Tara VULEKOVIC	SRB	4	6.62	3.16	3.96	0.50

#	Executed Elements	Info	Base Value	GOE	J1	J2	J3	J4	J5	J6	J7	J8	J9	Ref	Scores of Panel
1	1W+1T		0.70	-0.07	-1	0	-1								0.63
2	USp		0.00	0.00	-	-	-								0.00
3	1T		0.40	-0.20	-1	-2	-3								0.20
4	1W		0.30	-0.07	-1	-1	0								0.23
5	ChSq1		2.00	-0.50	0	-1	-2								1.50
6	1S<<	<<	0.00	0.00	-	-	-								0.00
7	USpB		1.00	-0.40	-1	-1	-2								0.60
			4.40												3.16
	Program Components			Factor											
	Skating Skills			2.50	1.25	0.75	0.50								0.83
				0.00	0.00	0.00	0.00								
	Performance/Execution			2.50	1.00	0.75	0.50								0.75
	Judges Total Program Component Score (factored)														3.96

Deductions	Falls: -0.50	-0.50
-------------------	--------------	--------------

<< Downgraded jump

Rank	Name	Nation	Starting Number	Total Segment Score	Total Element Score	Program Component Score (factored)	Total Deductions
24	Iva RADIVOJEVIC	SRB	21	6.57	3.11	3.96	0.50

#	Executed Elements	Info	Base Value	GOE	J1	J2	J3	J4	J5	J6	J7	J8	J9	Ref	Scores of Panel
1	1S		0.40	-0.13	0	-2	-2								0.27
2	1W+1T		0.70	-0.10	-1	-1	-1								0.60
3	USp		0.00	0.00	-	-	-								0.00
4	ChSq1		2.00	-0.33	-1	0	-1								1.67
5	1S+1T		0.80	-0.23	-3	-1	-3								0.57
6	USp		0.00	0.00	-	-	-								0.00
			3.90												3.11
	Program Components			Factor											
	Skating Skills			2.50	1.25	0.75	0.50								0.83
				0.00	0.00	0.00	0.00								
	Performance/Execution			2.50	1.25	0.50	0.50								0.75
	Judges Total Program Component Score (factored)														3.96

Deductions	Falls: -0.50	-0.50
-------------------	--------------	--------------

INTERPRETACIJE A

Ledena dvorana	27 mar 2015	Free Skating
-----------------------	-------------	--------------

Size of Skating Area	:	30m*60m
Ice Conditions	:	very good
Number of Entries	:	8
Number of Participants	:	8

Entry Withdrawn	:	
-----------------	---	--

Free Skating

Duration	:	2:30	+ - 10 Sec.
Segment Factor	:	1,00	

Program Component Factors	Skating Skills	1.00
	Transitions/Linking Footwork/Movement	1.00
	Performance/Execution	1.00
	Choreography/Composition	1.00
	Interpretation	1.00

PANEL OF JUDGES

INTERPRETACIJE A

Judges

Referee	Ms. Milica MILANOVIC	SRB
Judge No.1	Ms. Milica MILANOVIC	SRB
Judge No.2	Ms. Ivana ZIVKOVIC	SRB
Judge No.3	Ms. Natasa DANON	SRB

printed at: 30.3.2015 8:30:12

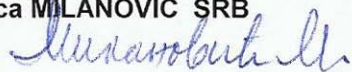
RESULTS

INTERPRETACIJE A FINAL RESULT

Pl. Name	Nation	Total Score	FS
1 Kristina JANKOVIC OLK - Olimpik Beograd	SRB	12,75	1
2 Maja JELIC OLK - Olimpik Beograd	SRB	12,08	2
3 Andrea SPASIC HEP - Helena Pajovic Beograd	SRB	11,84	3
4 Margareta TOSIC OLK - Olimpik Beograd	SRB	11,59	4
5 Barbara GAGRO VOJ - Vojvodina Novi Sad	SRB	11,49	5
6 Teodora VUCICEVIC OLK - Olimpik Beograd	SRB	11,33	6
7 Tamara TOMASEVIC HEP - Helena Pajovic Beograd	SRB	5,25	7
Withdrawn Anja STOJKOVIC VOJ - Vojvodina Novi Sad	SRB		

Ms. Milica MILANOVIC SRB

Referee



Technical Controller

Printed: 27.3.2015 8:44:45

INTERPRETACIJE A FREE SKATING

JUDGES DETAILS PER SKATER

Rank	Name	Nation	Starting Number	Total Segment Score	Total Element Score	Program Score (factored)	Total Component Score (factored)	Total Deductions
1	Kristina JANKOVIC	SRB	7	12.75	0.00		13.75	1.00

#	Executed Elements	Info	Base Value	GOE	J1	J2	J3	J4	J5	J6	J7	J8	J9	Ref	Scores of Panel
			0.00	0.00	-	-	-								0.00
			0.00												0.00
	Program Components			Factor											
	Skating Skills			1.00	2.75	2.50	2.50								2.58
	Transitions/Linking Footwork/Movement			1.00	2.50	2.25	2.75								2.50
	Performance/Execution			1.00	2.75	2.50	2.75								2.67
	Choreography/Composition			1.00	3.25	2.75	3.00								3.00
	Interpretation			1.00	3.00	2.75	3.25								3.00
	Judges Total Program Component Score (factored)														13.75

Deductions	Falls: -1.00	-1.00
-------------------	--------------	--------------

Rank	Name	Nation	Starting Number	Total Segment Score	Total Element Score	Program Score (factored)	Total Component Score (factored)	Total Deductions
2	Maja JELIC	SRB	5	12.08	0.00		12.08	0.00

#	Executed Elements	Info	Base Value	GOE	J1	J2	J3	J4	J5	J6	J7	J8	J9	Ref	Scores of Panel
			0.00	0.00	-	-	-								0.00
			0.00												0.00
	Program Components			Factor											
	Skating Skills			1.00	1.75	2.25	2.25								2.08
	Transitions/Linking Footwork/Movement			1.00	1.75	1.75	2.25								1.92
	Performance/Execution			1.00	2.50	2.50	2.50								2.50
	Choreography/Composition			1.00	3.00	2.75	2.75								2.83
	Interpretation			1.00	2.75	2.75	2.75								2.75
	Judges Total Program Component Score (factored)														12.08

Deductions		0.00
-------------------	--	-------------

Rank	Name	Nation	Starting Number	Total Segment Score	Total Element Score	Program Score (factored)	Total Component Score (factored)	Total Deductions
3	Andrea SPASIC	SRB	6	11.84	0.00		11.84	0.00

#	Executed Elements	Info	Base Value	GOE	J1	J2	J3	J4	J5	J6	J7	J8	J9	Ref	Scores of Panel
			0.00	0.00	-	-	-								0.00
			0.00												0.00
	Program Components			Factor											
	Skating Skills			1.00	2.50	2.50	2.50								2.50
	Transitions/Linking Footwork/Movement			1.00	2.00	2.25	2.00								2.08
	Performance/Execution			1.00	2.50	2.50	2.25								2.42
	Choreography/Composition			1.00	2.25	2.50	2.50								2.42
	Interpretation			1.00	2.25	2.50	2.50								2.42
	Judges Total Program Component Score (factored)														11.84

Deductions		0.00
-------------------	--	-------------

INTERPRETACIJE A FREE SKATING

JUDGES DETAILS PER SKATER

Rank	Name	Nation	Starting Number	Total Segment Score	Total Element Score	Program Score (factored)	Total Component Score (factored)	Total Deductions
4	Margareta TOSIC	SRB	1	11.59	0.00		12.59	1.00

#	Executed Elements	Info	Base Value	GOE	J1	J2	J3	J4	J5	J6	J7	J8	J9	Ref	Scores of Panel
			0.00	0.00	-	-	-								0.00
			0.00												0.00
	Program Components			Factor											
	Skating Skills			1.00	2.00	2.50	2.75								2.42
	Transitions/Linking Footwork/Movement			1.00	1.75	2.50	2.50								2.25
	Performance/Execution			1.00	2.25	2.75	2.75								2.58
	Choreography/Composition			1.00	2.50	2.50	3.00								2.67
	Interpretation			1.00	2.50	2.75	2.75								2.67
	Judges Total Program Component Score (factored)														12.59

Deductions	Falls: -1.00	-1.00
-------------------	--------------	--------------

Rank	Name	Nation	Starting Number	Total Segment Score	Total Element Score	Program Score (factored)	Total Component Score (factored)	Total Deductions
5	Barbara GAGRO	SRB	2	11.49	0.00		11.49	0.00

#	Executed Elements	Info	Base Value	GOE	J1	J2	J3	J4	J5	J6	J7	J8	J9	Ref	Scores of Panel
			0.00	0.00	-	-	-								0.00
			0.00												0.00
	Program Components			Factor											
	Skating Skills			1.00	2.00	2.25	2.50								2.25
	Transitions/Linking Footwork/Movement			1.00	1.50	1.75	2.25								1.83
	Performance/Execution			1.00	2.50	2.25	2.25								2.33
	Choreography/Composition			1.00	2.50	2.50	2.75								2.58
	Interpretation			1.00	2.50	2.25	2.75								2.50
	Judges Total Program Component Score (factored)														11.49

Deductions		0.00
-------------------	--	-------------

Rank	Name	Nation	Starting Number	Total Segment Score	Total Element Score	Program Score (factored)	Total Component Score (factored)	Total Deductions
6	Teodora VUCICEVIC	SRB	4	11.33	0.00		11.33	0.00

#	Executed Elements	Info	Base Value	GOE	J1	J2	J3	J4	J5	J6	J7	J8	J9	Ref	Scores of Panel
			0.00	0.00	-	-	-								0.00
			0.00												0.00
	Program Components			Factor											
	Skating Skills			1.00	2.25	2.00	2.50								2.25
	Transitions/Linking Footwork/Movement			1.00	1.75	1.75	2.25								1.92
	Performance/Execution			1.00	2.50	2.50	2.50								2.50
	Choreography/Composition			1.00	2.00	2.50	2.50								2.33
	Interpretation			1.00	1.75	2.25	3.00								2.33
	Judges Total Program Component Score (factored)														11.33

Deductions		0.00
-------------------	--	-------------

INTERPRETACIJE A FREE SKATING

JUDGES DETAILS PER SKATER

Rank	Name	Nation	Starting Number	Total Segment Score	Total Element Score	Program Component Score (factored)	Total Deductions
7	Tamara TOMASEVIC	SRB	3	5.25	0.00	7.25	2.00

#	Executed Elements	Info	Base Value	GOE	J1	J2	J3	J4	J5	J6	J7	J8	J9	Ref	Scores of Panel
			0.00	0.00	-	-	-								0.00
			0.00												0.00
	Program Components			Factor											
	Skating Skills			1.00	1.25	1.50	1.50								1.42
	Transitions/Linking Footwork/Movement			1.00	1.25	1.00	1.00								1.08
	Performance/Execution			1.00	1.50	1.25	1.25								1.33
	Choreography/Composition			1.00	2.00	2.00	1.25								1.75
	Interpretation			1.00	1.75	1.75	1.50								1.67
	Judges Total Program Component Score (factored)														7.25

Deductions	Falls: -2.00	-2.00
-------------------	--------------	--------------

printed: 27.3.2015 13:11:13

INTERPRETACIJE B

Ledena dvorana	26 mar 2015	Free Skating
-----------------------	-------------	--------------

Size of Skating Area	:	30m*60m
Ice Conditions	:	very good
Number of Entries	:	3
Number of Participants	:	3

Entry Withdrawn	:	
-----------------	---	--

Free Skating			
Duration	:	2:00	+ - 10 Sec.
Segment Factor	:	1,00	
Program Component Factors			
	Skating Skills		1.00
	Transitions/Linking Footwork/Movement		1.00
	Performance/Execution		1.00
	Choreography/Composition		1.00
	Interpretation		1.00

PANEL OF JUDGES

INTERPRETACIJE B

Judges

Referee	Ms. Krunoslava CUMIC	SRB
Judge No.1	Ms. Krunoslava CUMIC	SRB
Judge No.2	Ms. Ivana ZIVKOVIC	SRB
Judge No.3	Ms. Natasa DANON	SRB

printed at: 30.3.2015 8:30:31

RESULTS

INTERPRETACIJE B FINAL RESULT

Pl. Name	Nation	Total Score	FS
1 Andjela ZAKARIJA VOJ - Vojvodina Novi Sad	SRB	8,92	1
2 Tina VICISKA LBD - Lebed Skopje	MKD	8,66	2
3 Kristina DIMOVSKA LBD - Lebed Skopje	MKD	8,01	3

Ms. Krunoslava CUMIC SRB

Referee

Printed: 26.3.2015 9:28:50

Technical Controller



INTERPRETACIJE B FREE SKATING

JUDGES DETAILS PER SKATER

Rank	Name	Nation	Starting Number	Total Segment Score	Total Element Score	Program Score (factored)	Total Component Score (factored)	Total Deductions
1	Andjela ZAKARIJA	SRB	1	8.92	0.00		9.92	1.00

#	Executed Elements	Info	Base Value	GOE	J1	J2	J3	J4	J5	J6	J7	J8	J9	Ref	Scores of Panel
			0.00	0.00	-	-	-								0.00
			0.00												0.00
	Program Components			Factor											
	Skating Skills			1.00	2.25	2.25	2.25								2.25
	Transitions/Linking Footwork/Movement			1.00	1.75	2.00	1.75								1.83
	Performance/Execution			1.00	1.75	2.00	2.00								1.92
	Choreography/Composition			1.00	1.75	2.00	2.00								1.92
	Interpretation			1.00	1.75	2.00	2.25								2.00
	Judges Total Program Component Score (factored)														9.92

Deductions	Interruption in excess:	-1.00														-1.00
-------------------	-------------------------	-------	--	--	--	--	--	--	--	--	--	--	--	--	--	--------------

Rank	Name	Nation	Starting Number	Total Segment Score	Total Element Score	Program Score (factored)	Total Component Score (factored)	Total Deductions
2	Tina VICISKA	MKD	2	8.66	0.00		8.66	0.00

#	Executed Elements	Info	Base Value	GOE	J1	J2	J3	J4	J5	J6	J7	J8	J9	Ref	Scores of Panel
			0.00	0.00	-	-	-								0.00
			0.00												0.00
	Program Components			Factor											
	Skating Skills			1.00	1.75	1.75	1.25								1.58
	Transitions/Linking Footwork/Movement			1.00	1.75	1.50	1.25								1.50
	Performance/Execution			1.00	2.25	2.00	1.25								1.83
	Choreography/Composition			1.00	2.25	2.00	1.50								1.92
	Interpretation			1.00	2.25	2.00	1.25								1.83
	Judges Total Program Component Score (factored)														8.66

Deductions																0.00
-------------------	--	--	--	--	--	--	--	--	--	--	--	--	--	--	--	-------------

Rank	Name	Nation	Starting Number	Total Segment Score	Total Element Score	Program Score (factored)	Total Component Score (factored)	Total Deductions
3	Kristina DIMOVSKA	MKD	3	8.01	0.00		8.01	0.00

#	Executed Elements	Info	Base Value	GOE	J1	J2	J3	J4	J5	J6	J7	J8	J9	Ref	Scores of Panel
			0.00	0.00	-	-	-								0.00
			0.00												0.00
	Program Components			Factor											
	Skating Skills			1.00	1.50	1.50	1.50								1.50
	Transitions/Linking Footwork/Movement			1.00	1.50	1.50	1.25								1.42
	Performance/Execution			1.00	1.75	1.75	1.50								1.67
	Choreography/Composition			1.00	1.50	2.00	1.75								1.75
	Interpretation			1.00	1.75	1.75	1.50								1.67
	Judges Total Program Component Score (factored)														8.01

Deductions																0.00
-------------------	--	--	--	--	--	--	--	--	--	--	--	--	--	--	--	-------------

INTERPRETACIJE C

Ledena dvorana	26 mar 2015	Free Skating
-----------------------	-------------	--------------

Size of Skating Area	:	30m*60m
Ice Conditions	:	very good
Number of Entries	:	12
Number of Participants	:	12

Entry Withdrawn	:	
-----------------	---	--

Free Skating			
Duration	:	2:00	+ - 10 Sec.
Segment Factor	:	1,00	
Program Component Factors			
	Skating Skills		1.00
	Transitions/Linking Footwork/Movement		1.00
	Performance/Execution		1.00
	Choreography/Composition		1.00
	Interpretation		1.00

PANEL OF JUDGES

INTERPRETACIJE C

Judges

Referee	Ms. Krunoslava CUMIC	SRB
Judge No.1	Ms. Krunoslava CUMIC	SRB
Judge No.2	Ms. Ivana ZIVKOVIC	SRB
Judge No.3	Ms. Natasa DANON	SRB

printed at: 30.3.2015 8:26:25

RESULTS

INTERPRETACIJE C FINAL RESULT

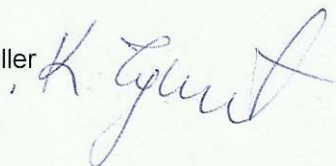
Pl. Name	Nation	Total Score	FS
1 Tatjana KACAREVIC OLK - Olimpik Beograd	SRB	10,57	1
2 Katarina GAVRILOVIC VOJ - Vojvodina Novi Sad	SRB	10,16	2
3 Daria ZLOVARIC VOJ - Vojvodina Novi Sad	SRB	9,84	3
4 Jana STANISAVLJEVIC OLK - Olimpik Beograd	SRB	9,83	4
5 Una IVANKOVIC VOJ - Vojvodina Novi Sad	SRB	9,18	5
6 Mila KAMBEROVIC VOJ - Vojvodina Novi Sad	SRB	9,00	6
7 Nina JOVANOVIC OLK - Olimpik Beograd	SRB	8,00	7
8 Helena VUCICEVIC OLK - Olimpik Beograd	SRB	7,49	8
9 Matea DONCOVA LBD - Lebed Skopje	MKD	6,67	9
10 Kristina LOWTHER OLK - Olimpik Beograd	SRB	6,65	10
11 Ana KAMBEROVIC VOJ - Vojvodina Novi Sad	SRB	6,42	11
12 Janja VODENICAR PIO - Pionir Beograd	SRB	5,75	12

Ms. Krunoslava CUMIC SRB

Referee

Printed: 26.3.2015 9:07:35

Technical Controller



INTERPRETACIJE C FREE SKATING

JUDGES DETAILS PER SKATER

Rank	Name	Nation	Starting Number	Total Segment Score	Total Element Score	Program Score (factored)	Total Component Score (factored)	Total Deductions
1	Tatjana KACAREVIC	SRB	10	10.57	0.00		10.57	0.00

#	Executed Elements	Info	Base Value	GOE	J1	J2	J3	J4	J5	J6	J7	J8	J9	Ref	Scores of Panel
			0.00	0.00	-	-	-								0.00
			0.00												0.00
	Program Components			Factor											
	Skating Skills			1.00	2.00	2.25	2.00								2.08
	Transitions/Linking Footwork/Movement			1.00	1.75	2.00	1.75								1.83
	Performance/Execution			1.00	2.00	2.25	2.00								2.08
	Choreography/Composition			1.00	2.25	2.25	2.25								2.25
	Interpretation			1.00	2.50	2.25	2.25								2.33
	Judges Total Program Component Score (factored)														10.57

Deductions	0.00
-------------------	-------------

Rank	Name	Nation	Starting Number	Total Segment Score	Total Element Score	Program Score (factored)	Total Component Score (factored)	Total Deductions
2	Katarina GAVRILOVIC	SRB	8	10.16	0.00		10.16	0.00

#	Executed Elements	Info	Base Value	GOE	J1	J2	J3	J4	J5	J6	J7	J8	J9	Ref	Scores of Panel
			0.00	0.00	-	-	-								0.00
			0.00												0.00
	Program Components			Factor											
	Skating Skills			1.00	2.00	2.00	2.00								2.00
	Transitions/Linking Footwork/Movement			1.00	2.00	2.00	1.75								1.92
	Performance/Execution			1.00	2.25	2.25	1.75								2.08
	Choreography/Composition			1.00	2.25	2.00	2.00								2.08
	Interpretation			1.00	2.25	2.00	2.00								2.08
	Judges Total Program Component Score (factored)														10.16

Deductions	0.00
-------------------	-------------

Rank	Name	Nation	Starting Number	Total Segment Score	Total Element Score	Program Score (factored)	Total Component Score (factored)	Total Deductions
3	Daria ZLOVARIC	SRB	7	9.84	0.00		9.84	0.00

#	Executed Elements	Info	Base Value	GOE	J1	J2	J3	J4	J5	J6	J7	J8	J9	Ref	Scores of Panel
			0.00	0.00	-	-	-								0.00
			0.00												0.00
	Program Components			Factor											
	Skating Skills			1.00	2.00	2.00	2.00								2.00
	Transitions/Linking Footwork/Movement			1.00	1.75	1.75	1.50								1.67
	Performance/Execution			1.00	2.00	2.25	1.75								2.00
	Choreography/Composition			1.00	2.00	2.00	2.00								2.00
	Interpretation			1.00	2.25	2.25	2.00								2.17
	Judges Total Program Component Score (factored)														9.84

Deductions	0.00
-------------------	-------------

INTERPRETACIJE C FREE SKATING

JUDGES DETAILS PER SKATER

Rank	Name	Nation	Starting Number	Total Segment Score	Total Element Score	Program Score (factored)	Total Component Score (factored)	Total Deductions
4	Jana STANISAVLJEVIC	SRB	1	9.83	0.00		9.83	0.00

#	Executed Elements	Info	Base Value	GOE	J1	J2	J3	J4	J5	J6	J7	J8	J9	Ref	Scores of Panel
			0.00	0.00	-	-	-								0.00
			0.00												0.00
	Program Components			Factor											
	Skating Skills			1.00	2.00	2.00	2.00								2.00
	Transitions/Linking Footwork/Movement			1.00	2.00	1.50	1.75								1.75
	Performance/Execution			1.00	2.50	2.00	1.75								2.08
	Choreography/Composition			1.00	2.25	1.50	2.00								1.92
	Interpretation			1.00	2.25	1.75	2.25								2.08
	Judges Total Program Component Score (factored)														9.83

Deductions	0.00
-------------------	-------------

Rank	Name	Nation	Starting Number	Total Segment Score	Total Element Score	Program Score (factored)	Total Component Score (factored)	Total Deductions
5	Una IVANKOVIC	SRB	9	9.18	0.00		9.18	0.00

#	Executed Elements	Info	Base Value	GOE	J1	J2	J3	J4	J5	J6	J7	J8	J9	Ref	Scores of Panel
			0.00	0.00	-	-	-								0.00
			0.00												0.00
	Program Components			Factor											
	Skating Skills			1.00	2.00	1.75	2.00								1.92
	Transitions/Linking Footwork/Movement			1.00	1.50	1.25	1.50								1.42
	Performance/Execution			1.00	1.50	1.75	1.75								1.67
	Choreography/Composition			1.00	2.00	2.25	2.25								2.17
	Interpretation			1.00	1.75	2.25	2.00								2.00
	Judges Total Program Component Score (factored)														9.18

Deductions	0.00
-------------------	-------------

Rank	Name	Nation	Starting Number	Total Segment Score	Total Element Score	Program Score (factored)	Total Component Score (factored)	Total Deductions
6	Mila KAMBEROVIC	SRB	5	9.00	0.00		9.00	0.00

#	Executed Elements	Info	Base Value	GOE	J1	J2	J3	J4	J5	J6	J7	J8	J9	Ref	Scores of Panel
			0.00	0.00	-	-	-								0.00
			0.00												0.00
	Program Components			Factor											
	Skating Skills			1.00	1.25	2.00	2.00								1.75
	Transitions/Linking Footwork/Movement			1.00	1.50	1.75	1.75								1.67
	Performance/Execution			1.00	1.75	2.00	2.00								1.92
	Choreography/Composition			1.00	1.50	2.00	2.00								1.83
	Interpretation			1.00	1.50	2.00	2.00								1.83
	Judges Total Program Component Score (factored)														9.00

Deductions	0.00
-------------------	-------------

INTERPRETACIJE C FREE SKATING

JUDGES DETAILS PER SKATER

Rank	Name	Nation	Starting Number	Total Segment Score	Total Element Score	Program Score (factored)	Total Component Score (factored)	Total Deductions
7	Nina JOVANOVIC	SRB	4	8.00	0.00		8.00	0.00

#	Executed Elements	Info	Base Value	GOE	J1	J2	J3	J4	J5	J6	J7	J8	J9	Ref	Scores of Panel
			0.00	0.00	-	-	-								0.00
			0.00												0.00
	Program Components			Factor											
	Skating Skills			1.00	1.75	1.75	1.75								1.75
	Transitions/Linking Footwork/Movement			1.00	1.50	1.25	1.25								1.33
	Performance/Execution			1.00	1.75	1.75	1.50								1.67
	Choreography/Composition			1.00	1.75	1.50	1.50								1.58
	Interpretation			1.00	2.00	1.50	1.50								1.67
	Judges Total Program Component Score (factored)														8.00

Deductions	0.00
-------------------	-------------

Rank	Name	Nation	Starting Number	Total Segment Score	Total Element Score	Program Score (factored)	Total Component Score (factored)	Total Deductions
8	Helena VUCICEVIC	SRB	6	7.49	0.00		7.49	0.00

#	Executed Elements	Info	Base Value	GOE	J1	J2	J3	J4	J5	J6	J7	J8	J9	Ref	Scores of Panel
			0.00	0.00	-	-	-								0.00
			0.00												0.00
	Program Components			Factor											
	Skating Skills			1.00	1.50	1.50	1.50								1.50
	Transitions/Linking Footwork/Movement			1.00	1.25	1.25	1.50								1.33
	Performance/Execution			1.00	1.50	1.50	1.50								1.50
	Choreography/Composition			1.00	1.50	1.50	1.75								1.58
	Interpretation			1.00	1.50	1.50	1.75								1.58
	Judges Total Program Component Score (factored)														7.49

Deductions	0.00
-------------------	-------------

Rank	Name	Nation	Starting Number	Total Segment Score	Total Element Score	Program Score (factored)	Total Component Score (factored)	Total Deductions
9	Matea DONCOVA	MKD	3	6.67	0.00		6.67	0.00

#	Executed Elements	Info	Base Value	GOE	J1	J2	J3	J4	J5	J6	J7	J8	J9	Ref	Scores of Panel
			0.00	0.00	-	-	-								0.00
			0.00												0.00
	Program Components			Factor											
	Skating Skills			1.00	1.00	1.25	1.50								1.25
	Transitions/Linking Footwork/Movement			1.00	1.25	1.00	1.25								1.17
	Performance/Execution			1.00	1.25	1.50	1.25								1.33
	Choreography/Composition			1.00	1.50	1.25	1.50								1.42
	Interpretation			1.00	1.50	1.50	1.50								1.50
	Judges Total Program Component Score (factored)														6.67

Deductions	0.00
-------------------	-------------

INTERPRETACIJE C FREE SKATING

JUDGES DETAILS PER SKATER

Rank	Name	Nation	Starting Number	Total Segment Score	Total Element Score	Program Score (factored)	Total Component Score (factored)	Total Deductions
10	Kristina LOWTHER	SRB	2	6.65	0.00		7.65	1.00

#	Executed Elements	Info	Base Value	GOE	J1	J2	J3	J4	J5	J6	J7	J8	J9	Ref	Scores of Panel
			0.00	0.00	-	-	-								0.00
			0.00												0.00
	Program Components			Factor											
	Skating Skills			1.00	1.50	1.50	1.75								1.58
	Transitions/Linking Footwork/Movement			1.00	1.25	1.25	1.50								1.33
	Performance/Execution			1.00	1.50	1.75	1.50								1.58
	Choreography/Composition			1.00	1.50	1.50	1.75								1.58
	Interpretation			1.00	1.50	1.50	1.75								1.58
	Judges Total Program Component Score (factored)														7.65

Deductions	Falls: -1.00	-1.00
-------------------	--------------	--------------

Rank	Name	Nation	Starting Number	Total Segment Score	Total Element Score	Program Score (factored)	Total Component Score (factored)	Total Deductions
11	Ana KAMBEROVIC	SRB	11	6.42	0.00		8.42	2.00

#	Executed Elements	Info	Base Value	GOE	J1	J2	J3	J4	J5	J6	J7	J8	J9	Ref	Scores of Panel
			0.00	0.00	-	-	-								0.00
			0.00												0.00
	Program Components			Factor											
	Skating Skills			1.00	1.75	1.50	1.50								1.58
	Transitions/Linking Footwork/Movement			1.00	1.75	1.25	1.25								1.42
	Performance/Execution			1.00	1.75	1.75	1.50								1.67
	Choreography/Composition			1.00	2.25	1.50	1.75								1.83
	Interpretation			1.00	2.25	1.75	1.75								1.92
	Judges Total Program Component Score (factored)														8.42

Deductions	Falls: -2.00	-2.00
-------------------	--------------	--------------

Rank	Name	Nation	Starting Number	Total Segment Score	Total Element Score	Program Score (factored)	Total Component Score (factored)	Total Deductions
12	Janja VODENICAR	SRB	12	5.75	0.00		5.75	0.00

#	Executed Elements	Info	Base Value	GOE	J1	J2	J3	J4	J5	J6	J7	J8	J9	Ref	Scores of Panel
			0.00	0.00	-	-	-								0.00
			0.00												0.00
	Program Components			Factor											
	Skating Skills			1.00	1.00	1.00	1.00								1.00
	Transitions/Linking Footwork/Movement			1.00	1.00	1.00	1.00								1.00
	Performance/Execution			1.00	1.25	1.25	1.00								1.17
	Choreography/Composition			1.00	1.25	1.25	1.25								1.25
	Interpretation			1.00	1.50	1.25	1.25								1.33
	Judges Total Program Component Score (factored)														5.75

Deductions		0.00
-------------------	--	-------------